



# SC Annual School Report Card Summary

The Children's School at Sylvia Circle  
 YORK 3 - ROCK HILL  
 Grades: PK-5 Enrollment: 365  
 Principal: Jacqueline G. Jones  
 Superintendent: Mr. John Taylor, Interim  
 Board Chair: Jim Vining

## PERFORMANCE

Comprehensive detail, including definitions of ratings, performance criteria, and explanations of status, is available on [www.ed.sc.gov](http://www.ed.sc.gov) and [www.eoc.sc.gov](http://www.eoc.sc.gov) as well as school and school district websites. Printed versions are available from school districts upon request.

YEAR	ABSOLUTE RATING	GROWTH RATING	PALMETTO GOLD AND SILVER AWARD		ESEA/FEDERAL ACCOUNTABILITY RATING SYSTEM	
			General Performance	Closing the Gap	ESEA Grade	Accountability Indicator
2014	Good	Average	TBD	TBD	B	N/A
2013	Good	At-Risk	N/A	N/A	B	N/A
2012	Excellent	Excellent	GOLD	N/A	A	N/A

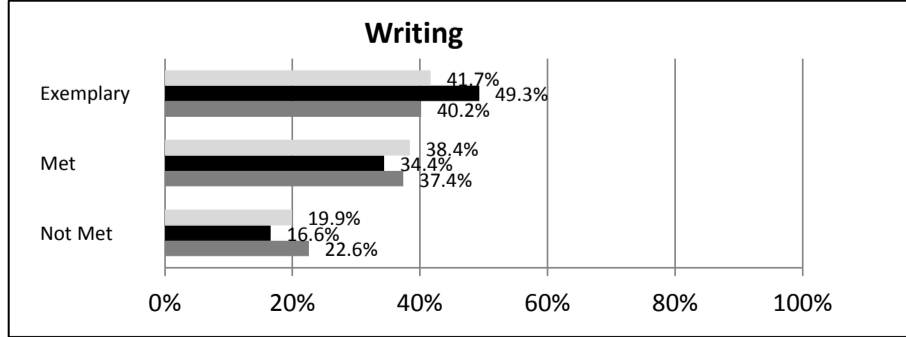
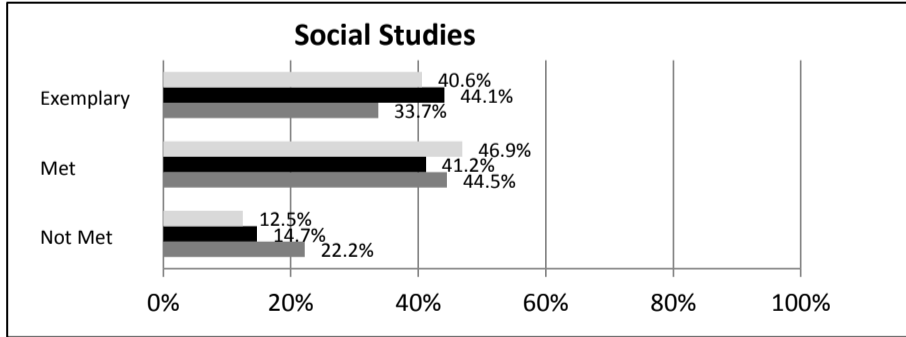
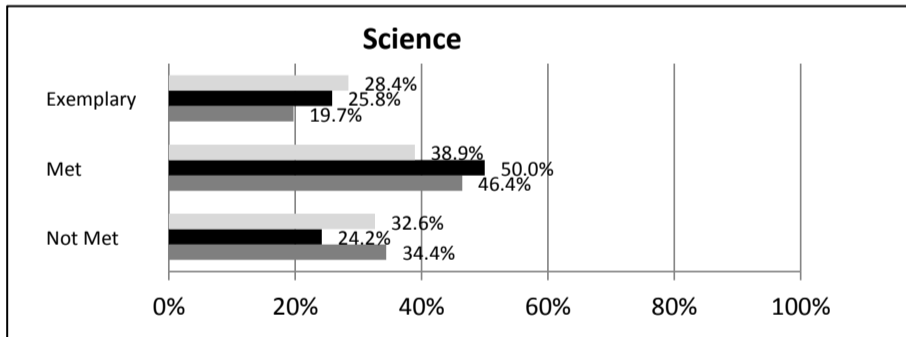
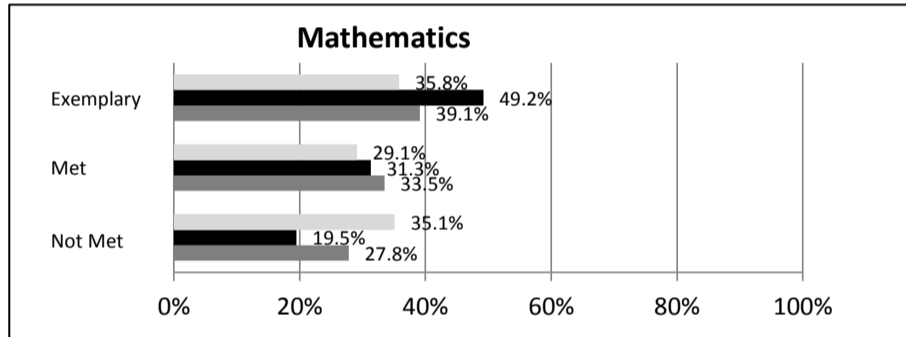
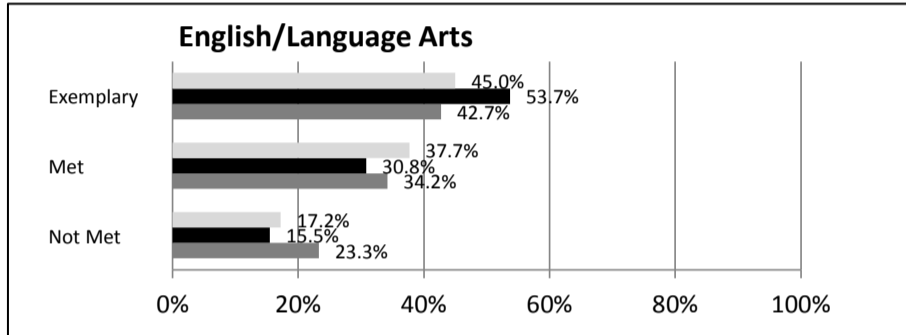
## ABSOLUTE RATINGS OF ELEMENTARY SCHOOLS WITH STUDENTS LIKE OURS\*

EXCELLENT	GOOD	AVERAGE	BELOW AVERAGE	AT-RISK
44	14	4	1	0

\* Ratings are calculated with data available by 04/27/2015. Schools with Students Like Ours are Elementary Schools with Poverty Indices of no more than 5% above or below the index for this school.

## SC PASS PERFORMANCE

Our School Elementary Schools with Students Like Ours Elem Schools Statewide



## NAEP\*

\*Performance reported for SC and nation, data not available at school level. Percentages at NAEP Achievement Levels.



**SC PERFORMANCE VISION**  
 By 2020 all students will graduate with the knowledge and skills necessary to compete successfully in the global economy, participate in a democratic society and contribute positively as members of families and communities.

### Abbreviations Key

N/A-Not Applicable    N/AV-Not Available    N/C-Not Collected    N/R-Not Reported    I/S-Insufficient Sample    TBD-To Be Determined

**The Children's School at Sylvia Circle  
YORK 3 - ROCK HILL**

**SCHOOL PROFILE**

	Our School	Change from Last Year	Elementary Schools with Students Like Ours	Median Elementary Schools
<b>Students (n = 365)</b>				
Retention rate	1.8%	Up from 1.1%	0.8%	1.0%
Attendance rate	97.0%	Down from 97.6%	96.8%	96.5%
Served by gifted and talented program	9.1%	Down from 10.9%	10.9%	7.3%
With disabilities	9.6%	Up from 7.7%	10.9%	12.5%
Older than usual for grade	1.9%	Up from 1.7%	1.3%	1.8%
Out-of-school suspensions or expulsions for violent and/or criminal offenses	0.0%	No change	0.0%	0.0%
<b>Teachers (n = 23)</b>				
Teachers with advanced degrees	73.9%	Down from 76.9%	63.6%	62.3%
Continuing contract teachers	78.3%	Up from 76.9%	82.2%	81.2%
Teachers returning from previous year	90.3%	Down from 95.0%	90.3%	88.4%
Teacher attendance rate	97.3%	No change	95.5%	95.3%
Average teacher salary*	\$49,269	Down 1.2%	\$49,724	\$47,902
Classes not taught by highly qualified teachers	0.0%	Down from 1.7%	0.0%	0.0%
Professional development days/teacher	8.8 days	Up from 6.9 days	10.6 days	10.9 days
<b>School</b>				
Principal's years at school	2.0	Up from 1.0	5.0	4.0
Student-teacher ratio in core subjects	19.4 to 1	Down from 22.5 to 1	20.2 to 1	19.9 to 1
Prime instructional time	93.3%	Down from 94.1%	91.5%	90.7%
Opportunities in the arts	Poor	Down from Good	Good	Good
SACS accreditation	Yes	No change	Yes	Yes
Parents attending conferences	100.0%	No change	100.0%	100.0%
Character development program	Good	No change	Excellent	Excellent
Dollars spent per pupil**	\$6,480	Down 2.6%	\$7,105	\$7,680
Percent of expenditures for instruction**	70.5%	Down from 72.0%	67.8%	66.8%
Percent of expenditures for teacher salaries**	69.9%	Up from 69.0%	66.9%	66.0%
ESEA composite index score	88.7	Up from 83.3	92.3	85.7

\* Length of contract = 185+ days.

\*\*Prior year audited financial data available.

**EVALUATION RESULTS**

	Teachers	Students*	Parents*
Number of surveys returned	19	46	28
Percent satisfied with learning environment	100.0%	87.0%	85.8%
Percent satisfied with social and physical environment	100.0%	83.0%	89.2%
Percent satisfied with school-home relations	94.4%	89.4%	70.3%

\*Only students at the highest elementary school grade level at this school and their parents were included.

Comprehensive detail, including definitions of ratings, performance criteria, and explanations of status, is available on [www.ed.sc.gov](http://www.ed.sc.gov) and [www.eoc.sc.gov](http://www.eoc.sc.gov) as well as school and school district websites.

Printed versions are available from school districts upon request.

**REPORT OF PRINCIPAL AND SCHOOL IMPROVEMENT COUNCIL**

The Children's School at Sylvia Circle is a public Montessori School of Choice. We strive to create a peaceful learning environment where children have the freedom to explore using their creativity and imagination. The mission of our program is to design meaningful experiences where students acquire knowledge and skills to successfully meet 21st century challenges. ☒

☒ Respect for others and the community through leadership are essential parts of Montessori Education. Student leadership opportunities this year included: Dear Soldier, Muffins for Mom and Doughnuts for Dad, Holiday Canned Food Drive, Celebration of Stories, Light the Night, Student-Led Conferences, and Community Gardening. These projects increase awareness of civic responsibility and also foster the desire to help others as well. The Children's School also provided learning opportunities for parents as well. Parent information nights were planned for each grade level to better inform parents on Common Core standards, the district's standards based report card, and developmentally specific needs and expectations of students for each age grouping. In addition, we continue to have strong business partnerships within the local community. The SIC and PTO collaborated throughout the year with various programs to include: Back to School Picnic Bash, Montessori Magic School of Choice Night, Fall Festival, and Fun Run. Additionally the SIC and Boy Scout Troop#109 are currently working on phase one of creating a Labyrinth for our school. ☒

☒ Collaborative teams were formed within our school this year to foster relationships across grade levels and teamwork. Staff development included: Montessori alignment to Common Core, iPad integration to improve instruction, Poverty book study, and Professional Learning Communities. Students enjoyed a variety of standards-based activities and field studies: Measurement Olympics, Science Week, Career Day, outdoor experiences to Camp Thunderbird and Charleston, and an Arbor Day Celebration with Mayor Doug Echols. Character education and Montessori philosophy are the primary focus of our guidance and school program, using focal words such as cooperating, responsibility, respect, and grace and courtesy to guide our students. ☒

☒ We were the proud recipients of the 2014 Statewide Recycle-Bowl. Our school also participated in the 2014 Sri Chinmoy Oneness-Home Peace Torch Run. Finally, our 5th Grade Challenge-Based Learning Project in partnership with The City of Rock Hill was highlighted in the Municipal Association of South Carolina.☒

☒ Jacqueline G. Jones, Principal                      Joanne Edwards, SIC Chair

**Abbreviations Key**

**N/A**-Not Applicable

**N/AV**-Not Available

**N/C**-Not Collected

**N/R**-Not Reported

**I/S**-Insufficient Sample

**TBD**-To Be Determined