



# SC Annual School Report Card Summary

Sunset Park Center for Accelerated Studies  
 YORK 3 - ROCK HILL  
 Grades: K-5 Enrollment: 459  
 Principal: Dr. Tammy T. White  
 Superintendent: Mr. John Taylor, Interim  
 Board Chair: Jim Vining

## PERFORMANCE

Comprehensive detail, including definitions of ratings, performance criteria, and explanations of status, is available on [www.ed.sc.gov](http://www.ed.sc.gov) and [www.eoc.sc.gov](http://www.eoc.sc.gov) as well as school and school district websites. Printed versions are available from school districts upon request.

YEAR	ABSOLUTE RATING	GROWTH RATING	PALMETTO GOLD AND SILVER AWARD		ESEA/FEDERAL ACCOUNTABILITY RATING SYSTEM	
			General Performance	Closing the Gap	ESEA Grade	Accountability Indicator
2014	Excellent	Good	TBD	TBD	A	N/A
2013	Excellent	Good	GOLD	N/A	A	N/A
2012	Excellent	Average	GOLD	N/A	A	N/A

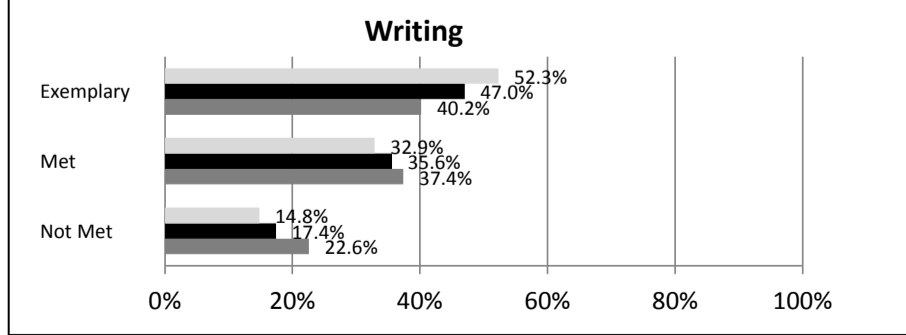
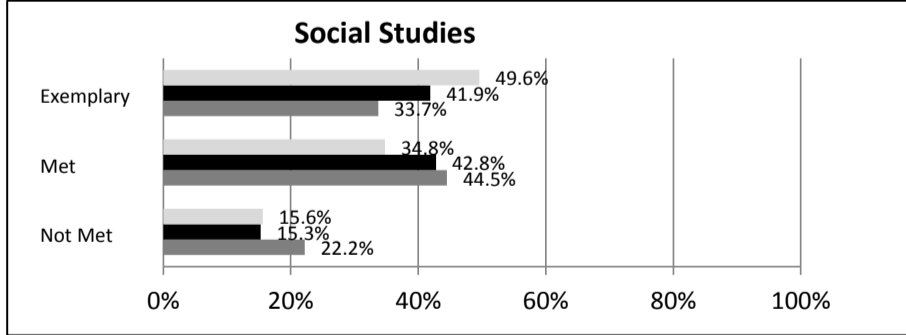
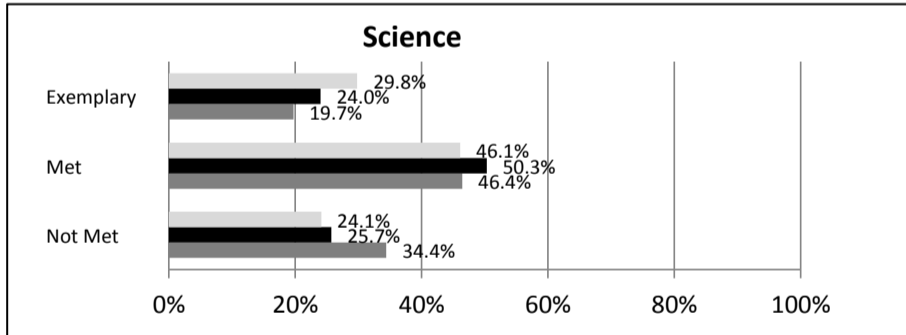
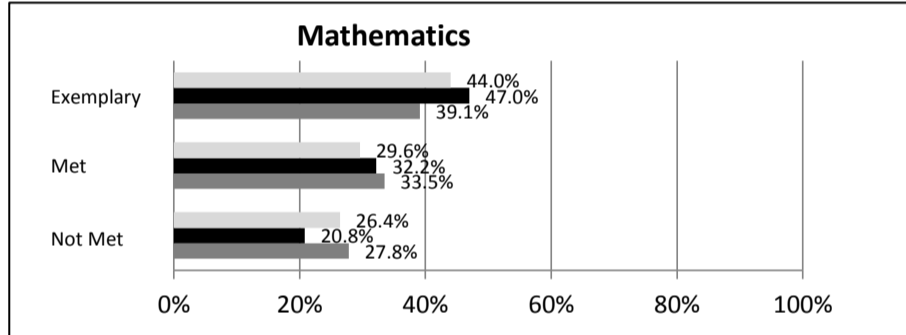
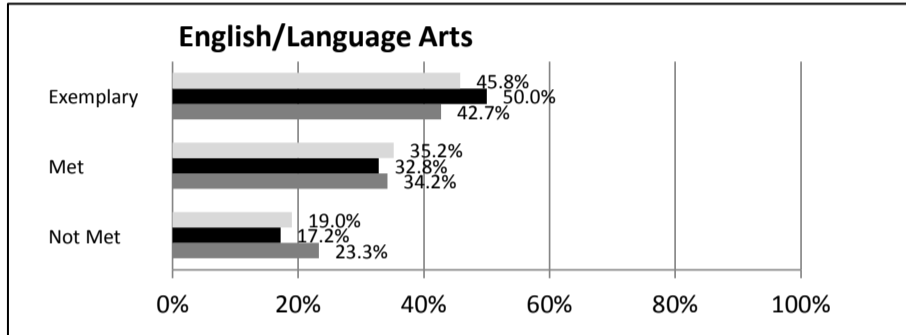
## ABSOLUTE RATINGS OF ELEMENTARY SCHOOLS WITH STUDENTS LIKE OURS\*

EXCELLENT	GOOD	AVERAGE	BELOW AVERAGE	AT-RISK
50	32	9	1	0

\* Ratings are calculated with data available by 04/27/2015. Schools with Students Like Ours are Elementary Schools with Poverty Indices of no more than 5% above or below the index for this school.

## SC PASS PERFORMANCE

Our School Elementary Schools with Students Like Ours Elem Schools Statewide



## NAEP\*

\*Performance reported for SC and nation, data not available at school level. Percentages at NAEP Achievement Levels.



**SC PERFORMANCE VISION**  
 By 2020 all students will graduate with the knowledge and skills necessary to compete successfully in the global economy, participate in a democratic society and contribute positively as members of families and communities.

### Abbreviations Key

N/A-Not Applicable    N/AV-Not Available    N/C-Not Collected    N/R-Not Reported    I/S-Insufficient Sample    TBD-To Be Determined

**Sunset Park Center for Accelerated Studies  
YORK 3 - ROCK HILL**

**SCHOOL PROFILE**

	Our School	Change from Last Year	Elementary Schools with Students Like Ours	Median Elementary Schools
<b>Students (n = 459)</b>				
Retention rate	0.0%	Down from 0.2%	1.0%	1.0%
Attendance rate	96.9%	Down from 97.2%	96.5%	96.5%
Served by gifted and talented program	13.6%	Down from 15.3%	9.4%	7.3%
With disabilities	9.8%	Down from 10.5%	12.0%	12.5%
Older than usual for grade	0.4%	No change	1.5%	1.8%
Out-of-school suspensions or expulsions for violent and/or criminal offenses	0.0%	No change	0.0%	0.0%
<b>Teachers (n = 30)</b>				
Teachers with advanced degrees	50.0%	No change	64.1%	62.3%
Continuing contract teachers	66.7%	Down from 80.0%	85.7%	81.2%
Teachers returning from previous year	82.9%	Down from 88.2%	89.9%	88.4%
Teacher attendance rate	96.7%	Up from 96.6%	95.2%	95.3%
Average teacher salary*	\$46,386	Down 4.7%	\$49,848	\$47,902
Classes not taught by highly qualified teachers	0.0%	No change	0.0%	0.0%
Professional development days/teacher	10.0 days	Down from 10.2 days	11.7 days	10.9 days
<b>School</b>				
Principal's years at school	8.0	Up from 7.0	5.0	4.0
Student-teacher ratio in core subjects	19.1 to 1	Down from 19.3 to 1	20.6 to 1	19.9 to 1
Prime instructional time	92.1%	Down from 92.2%	90.8%	90.7%
Opportunities in the arts	Good	No change	Good	Good
SACS accreditation	Yes	No change	Yes	Yes
Parents attending conferences	100.0%	Up from 99.8%	100.0%	100.0%
Character development program	Good	No change	Excellent	Excellent
Dollars spent per pupil**	\$6,537	Down 0.4%	\$7,405	\$7,680
Percent of expenditures for instruction**	70.6%	Down from 71.0%	67.5%	66.8%
Percent of expenditures for teacher salaries**	69.7%	Up from 69.0%	66.8%	66.0%
ESEA composite index score	92.7	Down from 98.3	92.2	85.7

\* Length of contract = 185+ days.

\*\*Prior year audited financial data available.

**EVALUATION RESULTS**

	Teachers	Students*	Parents*
Number of surveys returned	27	76	48
Percent satisfied with learning environment	81.4%	89.5%	93.7%
Percent satisfied with social and physical environment	92.6%	81.3%	95.8%
Percent satisfied with school-home relations	92.5%	90.6%	87.2%

\*Only students at the highest elementary school grade level at this school and their parents were included.

Comprehensive detail, including definitions of ratings, performance criteria, and explanations of status, is available on [www.ed.sc.gov](http://www.ed.sc.gov) and [www.eoc.sc.gov](http://www.eoc.sc.gov) as well as school and school district websites.

Printed versions are available from school districts upon request.

**REPORT OF PRINCIPAL AND SCHOOL IMPROVEMENT COUNCIL**

The School Improvement Council of Sunset Park Center for Accelerated Studies has prepared this summary report of the school's accomplishments for the 2013-2014 school year and the goals for the 2014-2015 school year. During the 2013-2014 school year, Sunset Park continued to offer our Accelerated Studies magnet program for all students in our district. This magnet program includes a Gifted & Talented clustered classroom option for G/T identified students in 3rd through 5th grades, enrichment cluster opportunities for every child, and all of our students received instruction from a G/T endorsed classroom teacher. As a result of offering this magnet option for Rock Hill students, Sunset Park has continued to experience unprecedented growth. Our enrollment numbers this year have continued to climb resulting in an 81% growth over the past six years.

This past year Sunset Park received a Palmetto Gold award for academic achievement and growth. This was the second time in our school's history that Sunset Park had received this award! In addition to that, we had eleven students earn a perfect score in thirteen areas on their PASS tests this year. They continue to make us so proud!

Our school staff worked together this year on many school-wide goals. The planning sessions were led by our G/T coach, our Literacy Specialist, and our Challenge Based Learning teacher. One of our school-wide goals was focused on increasing the percentage of our students in the upper grades who have access to one-to-one technology at home to more than 80%. We successfully reached this goal in December of 2013. This focus on increasing access to technology for our students helped our staff prepare our students for 21st Century Learning. It will continue to be a driving force in 2014-2015 as we extend this school-wide goal into a second consecutive year.

Sunset Park has continued to maintain and expand our partnership with the College of Education at Winthrop University through the NetSCOPE partnership. Through this partnership, Winthrop provided our school with human and financial resources to assist us in meeting the needs of our students. We are very pleased to be able to continue this close and collaborative connection with Winthrop for the coming school year!

Our PTO had one of their most successful years offering many new events for our students. Two of those new events included a first ever Bingo Night as well as a Fun Run in the spring. The Fun Run generated over \$11,400 in donations for our PTO making it the most successful fundraiser in the history of our PTO.

Sunset Park will continue to review all student data in order to make decisions that will positively impact student achievement at Sunset Park. We are all excited about the possibilities that lie ahead for our students and our school!

Tammy T. White, Principal

Olivia Gillcrese, SIC Chair

**Abbreviations Key**

N/A-Not Applicable

N/AV-Not Available

N/C-Not Collected

N/R-Not Reported

I/S-Insufficient Sample

TBD-To Be Determined