



# SC Annual School Report Card Summary

Lesslie Elementary  
 YORK 3 - ROCK HILL  
 Grades: K-5 Enrollment: 369  
 Principal: Seberina Myles  
 Superintendent: Mr. John Taylor, Interim  
 Board Chair: Jim Vining

## PERFORMANCE

Comprehensive detail, including definitions of ratings, performance criteria, and explanations of status, is available on [www.ed.sc.gov](http://www.ed.sc.gov) and [www.eoc.sc.gov](http://www.eoc.sc.gov) as well as school and school district websites. Printed versions are available from school districts upon request.

YEAR	ABSOLUTE RATING	GROWTH RATING	PALMETTO GOLD AND SILVER AWARD		ESEA/FEDERAL ACCOUNTABILITY RATING SYSTEM	
			General Performance	Closing the Gap	ESEA Grade	Accountability Indicator
2014	Average	Below Average	TBD	TBD	B	N/A
2013	Average	Average	N/A	N/A	C	N/A
2012	Average	Average	N/A	N/A	A	N/A

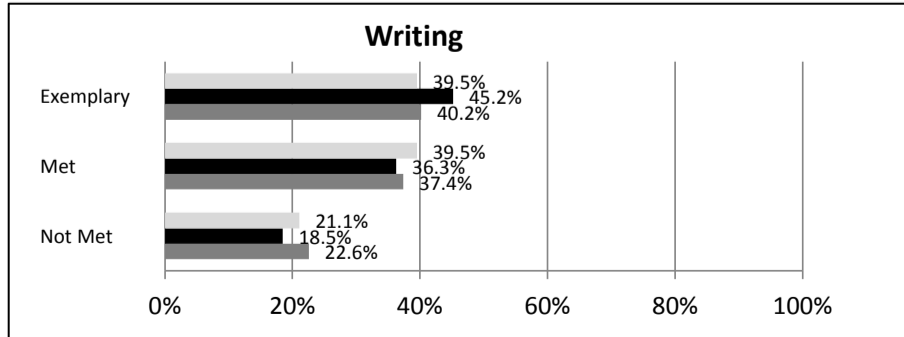
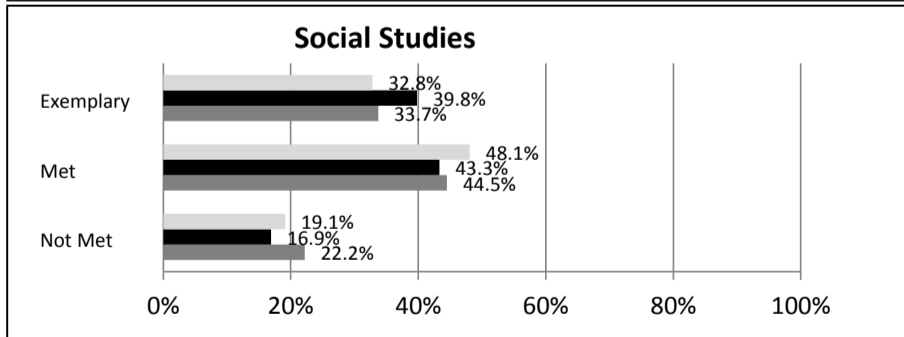
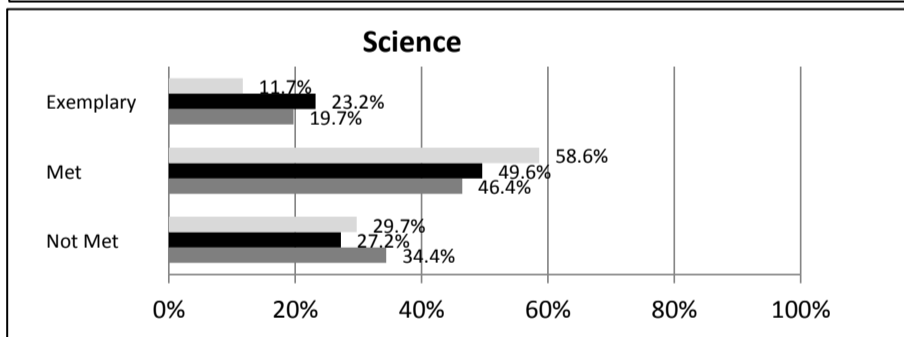
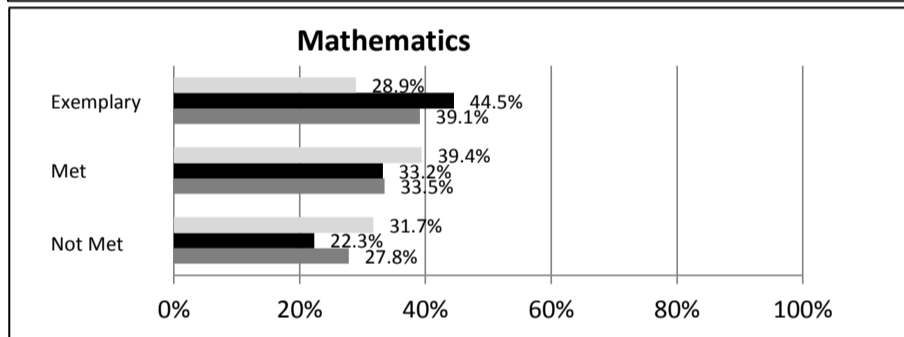
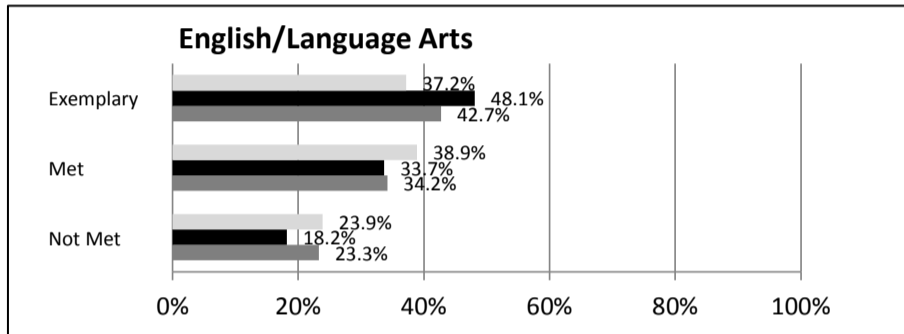
## ABSOLUTE RATINGS OF ELEMENTARY SCHOOLS WITH STUDENTS LIKE OURS\*

EXCELLENT	GOOD	AVERAGE	BELOW AVERAGE	AT-RISK
47	36	18	1	0

\* Ratings are calculated with data available by 04/27/2015. Schools with Students Like Ours are Elementary Schools with Poverty Indices of no more than 5% above or below the index for this school.



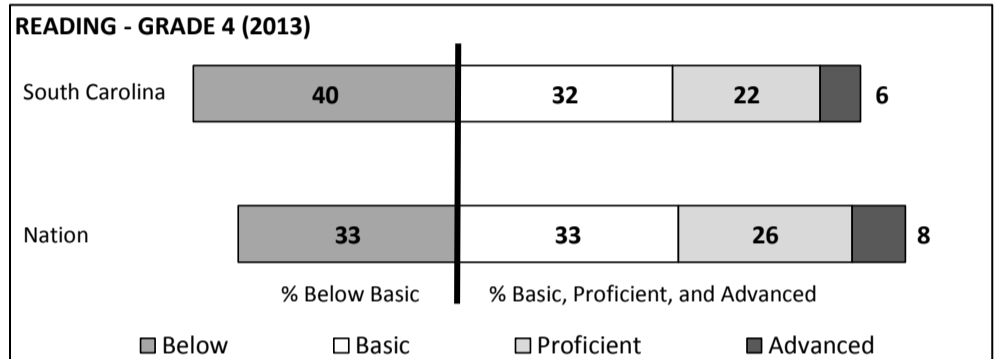
## SC PASS PERFORMANCE

Our School    Elementary Schools with Students Like Ours    Elem Schools Statewide



## NAEP\*

\*Performance reported for SC and nation, data not available at school level. Percentages at NAEP Achievement Levels.



## SC PERFORMANCE VISION

By 2020 all students will graduate with the knowledge and skills necessary to compete successfully in the global economy, participate in a democratic society and contribute positively as members of families and communities.

## Abbreviations Key

N/A-Not Applicable    N/AV-Not Available    N/C-Not Collected    N/R-Not Reported    I/S-Insufficient Sample    TBD-To Be Determined

**Lesslie Elementary  
YORK 3 - ROCK HILL**

**SCHOOL PROFILE**

	Our School	Change from Last Year	Elementary Schools with Students Like Ours	Median Elementary Schools
<b>Students (n = 369)</b>				
Retention rate	1.1%	Up from 0.0%	1.0%	1.0%
Attendance rate	96.1%	Up from 95.9%	96.5%	96.5%
Served by gifted and talented program	4.8%	Down from 6.3%	8.9%	7.3%
With disabilities	13.9%	Down from 14.8%	12.5%	12.5%
Older than usual for grade	1.1%	Down from 2.1%	1.8%	1.8%
Out-of-school suspensions or expulsions for violent and/or criminal offenses	0.0%	No change	0.0%	0.0%
<b>Teachers (n = 25)</b>				
Teachers with advanced degrees	72.0%	Down from 73.1%	63.6%	62.3%
Continuing contract teachers	84.0%	Down from 84.6%	85.3%	81.2%
Teachers returning from previous year	90.2%	Up from 84.4%	90.5%	88.4%
Teacher attendance rate	96.5%	Up from 96.2%	95.5%	95.3%
Average teacher salary*	\$53,753	Up 2.7%	\$49,607	\$47,902
Classes not taught by highly qualified teachers	0.0%	No change	0.0%	0.0%
Professional development days/teacher	14.9 days	Up from 12.3 days	12.1 days	10.9 days
<b>School</b>				
Principal's years at school	9.0	Up from 8.0	6.0	4.0
Student-teacher ratio in core subjects	19.5 to 1	No change	20.3 to 1	19.9 to 1
Prime instructional time	91.5%	Up from 90.9%	90.7%	90.7%
Opportunities in the arts	Good	No change	Good	Good
SACS accreditation	Yes	No change	Yes	Yes
Parents attending conferences	99.2%	Down from 100.0%	100.0%	100.0%
Character development program	Good	No change	Excellent	Excellent
Dollars spent per pupil**	\$7,047	Up 9.1%	\$7,288	\$7,680
Percent of expenditures for instruction**	73.0%	No change	67.5%	66.8%
Percent of expenditures for teacher salaries**	71.8%	Down from 72.0%	66.7%	66.0%
ESEA composite index score	85.7	Up from 75.8	90.8	85.7

\* Length of contract = 185+ days.

\*\*Prior year audited financial data available.

**EVALUATION RESULTS**

	Teachers	Students*	Parents*
Number of surveys returned	21	50	26
Percent satisfied with learning environment	90.5%	84.0%	84.6%
Percent satisfied with social and physical environment	90.4%	87.8%	88.5%
Percent satisfied with school-home relations	85.8%	90.0%	76.9%

\*Only students at the highest elementary school grade level at this school and their parents were included.

Comprehensive detail, including definitions of ratings, performance criteria, and explanations of status, is available on [www.ed.sc.gov](http://www.ed.sc.gov) and [www.eoc.sc.gov](http://www.eoc.sc.gov) as well as school and school district websites.

Printed versions are available from school districts upon request.

**REPORT OF PRINCIPAL AND SCHOOL IMPROVEMENT COUNCIL**

Lesslie continues to be a wonderful place to teach and learn! We recently received over \$10,000.00 in grant awards from Williams and Fudge, Rock Hill School District Foundation, and PPG Industries. During the 2013-2014 school year, Lesslie had three National Board Certified Teachers. At Lesslie, we strive daily to move every student to higher levels of learning. With our use of formal and informal assessments, we continually monitored each child, set and established goals, and celebrated individual, as well as school successes. Our students were engaged in work that was meaningful and challenging and we have raised the level of expectations while continuing to nurture the whole child. Students were given the opportunity to participate in clubs and organizations such as student Council, Safety Patrol, PE Club, Recycling Team, WTLL TV Crew, Ambassadors Club, Bucket Fillers Club, and Library Assistants. Students and staff also participated in service projects such as Jump Rope for Heart, the Clemson/Gamecock Food Drive, and donating to the Mitten Tree in the winter. The student body and staff have participated in two Hornet Hikes that raised over \$5,000. These funds were used for new playground equipment and to support literacy. The success of our school is attributed to the dedication and hard work of our entire staff, an active PTO and SIC, committed parents, grandparents, volunteers, and generous business partners. Our challenge to all students and parents/ guardians is to take an active role in education. Our teachers and staff have embraced the iRock initiative. All teachers will continue to learn about and explore integrating technology to improve instruction in all subject areas. We will seek authentic ways to showcase student work. For example, several Lesslie students presented a design for the downtown park to the City Council. Our teachers and staff will participate in professional development opportunities throughout the summer and next year that will assist us as we prepare our students to be successful in future endeavors. Our literacy Team has coordinated efforts to increase participation in family reading nights and has collaborated with The Catawba Nation to promote literacy among our families. Our school also developed a summer reading program to encourage reading throughout the summer. We look forward to facilitating opportunities for students to collaborate, problem solve, communicate, reflect, and create in the digital environment of the 21st century. We invite our students, families, and community to join us on this never ending voyage called learning at Lesslie, where we truly believe in Putting Children First!

Seberina Myles, Principal  
Heather Brabham, SIC Chairperson

**Abbreviations Key**

N/A-Not Applicable

N/AV-Not Available

N/C-Not Collected

N/R-Not Reported

I/S-Insufficient Sample

TBD-To Be Determined