



SC Annual School Report Card Summary

Ebenezer Avenue Elementary
YORK 3 - ROCK HILL
Grades: PK-6 Enrollment: **312**
Principal: Johneka L. Simmons
Superintendent: Mr. John Taylor, Interim
Board Chair: Jim Vining

PERFORMANCE

Comprehensive detail, including definitions of ratings, performance criteria, and explanations of status, is available on www.ed.sc.gov and www.eoc.sc.gov as well as school and school district websites. Printed versions are available from school districts upon request.

YEAR	ABSOLUTE RATING	GROWTH RATING	PALMETTO GOLD AND SILVER AWARD		ESEA/FEDERAL ACCOUNTABILITY RATING SYSTEM	
			General Performance	Closing the Gap	ESEA Grade	Accountability Indicator
2014	Average	Average	TBD	TBD	C	N/A
2013	Average	Average	N/A	N/A	F	N/A
2012	Average	Average	N/A	N/A	A	N/A

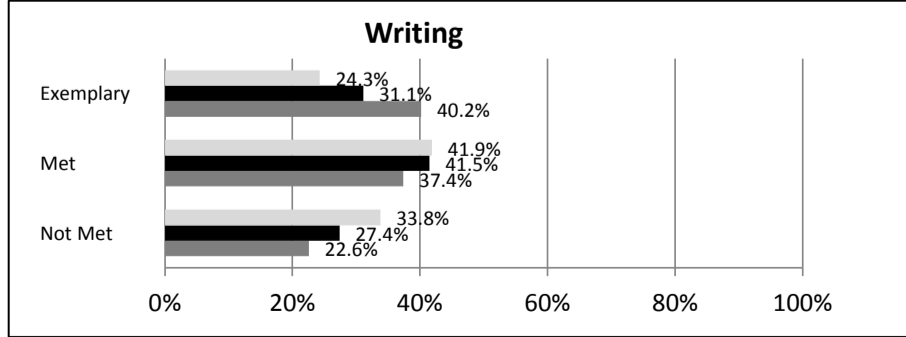
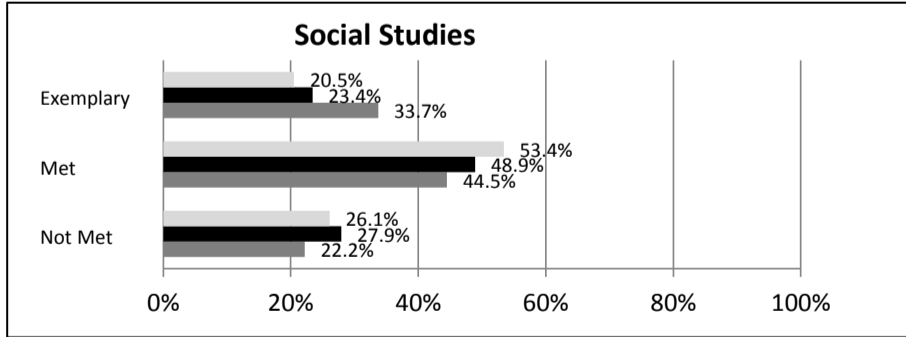
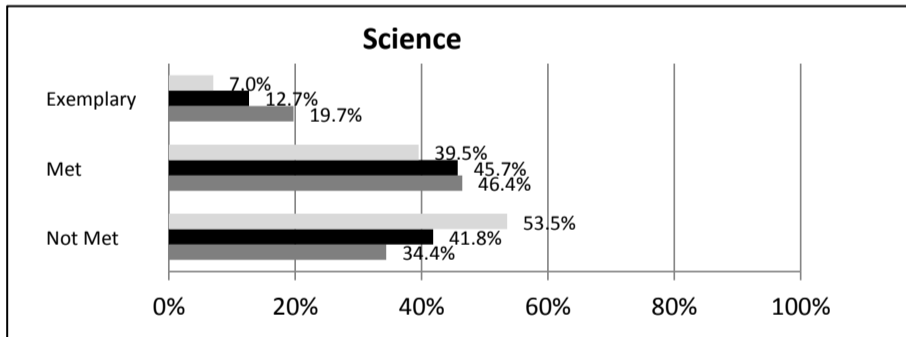
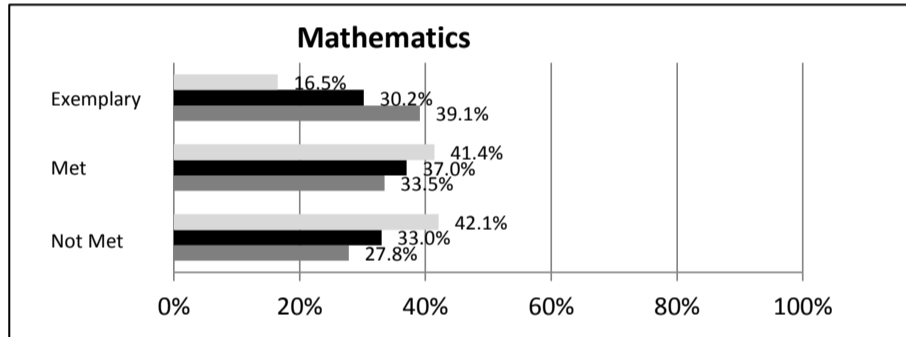
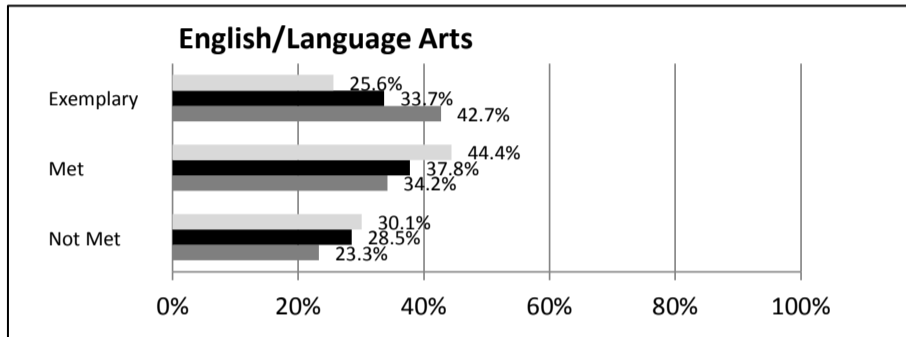
ABSOLUTE RATINGS OF ELEMENTARY SCHOOLS WITH STUDENTS LIKE OURS*

EXCELLENT	GOOD	AVERAGE	BELOW AVERAGE	AT-RISK
11	15	118	9	2

* Ratings are calculated with data available by 04/27/2015. Schools with Students Like Ours are Elementary Schools with Poverty Indices of no more than 5% above or below the index for this school.

SC PASS PERFORMANCE

Our School Elementary Schools with Students Like Ours Elem Schools Statewide



NAEP*

*Performance reported for SC and nation, data not available at school level. Percentages at NAEP Achievement Levels.



SC PERFORMANCE VISION
 By 2020 all students will graduate with the knowledge and skills necessary to compete successfully in the global economy, participate in a democratic society and contribute positively as members of families and communities.

Abbreviations Key

N/A-Not Applicable N/AV-Not Available N/C-Not Collected N/R-Not Reported I/S-Insufficient Sample TBD-To Be Determined

**Ebenezer Avenue Elementary
YORK 3 - ROCK HILL**

SCHOOL PROFILE

	Our School	Change from Last Year	Elementary Schools with Students Like Ours	Median Elementary Schools
Students (n = 312)				
Retention rate	0.0%	Down from 0.3%	1.4%	1.0%
Attendance rate	95.4%	Down from 95.9%	96.1%	96.5%
Served by gifted and talented program	4.2%	Down from 4.6%	4.8%	7.3%
With disabilities	13.0%	Down from 14.0%	13.7%	12.5%
Older than usual for grade	2.0%	Up from 0.6%	2.5%	1.8%
Out-of-school suspensions or expulsions for violent and/or criminal offenses	0.0%	No change	0.0%	0.0%
Teachers (n = 24)				
Teachers with advanced degrees	70.8%	Up from 69.6%	60.5%	62.3%
Continuing contract teachers	79.2%	Down from 87.0%	80.0%	81.2%
Teachers returning from previous year	91.9%	Up from 89.3%	87.1%	88.4%
Teacher attendance rate	96.5%	Up from 95.7%	95.1%	95.3%
Average teacher salary*	\$50,792	Down 3.6%	\$47,099	\$47,902
Classes not taught by highly qualified teachers	0.0%	No change	0.0%	0.0%
Professional development days/teacher	16.2 days	Up from 2.8 days	11.0 days	10.9 days
School				
Principal's years at school	5.0	Up from 4.0	3.5	4.0
Student-teacher ratio in core subjects	17.4 to 1	Down from 23.5 to 1	19.3 to 1	19.9 to 1
Prime instructional time	91.0%	Up from 90.3%	90.1%	90.7%
Opportunities in the arts	Good	No change	Good	Good
SACS accreditation	Yes	No change	Yes	Yes
Parents attending conferences	100.0%	No change	100.0%	100.0%
Character development program	Excellent	No change	Excellent	Excellent
Dollars spent per pupil**	\$7,257	Down 7.3%	\$7,989	\$7,680
Percent of expenditures for instruction**	72.5%	Down from 74.0%	65.9%	66.8%
Percent of expenditures for teacher salaries**	71.7%	Down from 72.0%	65.1%	66.0%
ESEA composite index score	71.6	Up from 43.8	79.6	85.7

* Length of contract = 185+ days.

**Prior year audited financial data available.

EVALUATION RESULTS

	Teachers	Students*	Parents*
Number of surveys returned	26	19	9
Percent satisfied with learning environment	80.7%	89.5%	-4.0%
Percent satisfied with social and physical environment	88.4%	89.5%	-4.0%
Percent satisfied with school-home relations	69.2%	94.7%	-4.0%

*Only students at the highest elementary school grade level at this school and their parents were included.

Comprehensive detail, including definitions of ratings, performance criteria, and explanations of status, is available on www.ed.sc.gov and www.eoc.sc.gov as well as school and school district websites.

Printed versions are available from school districts upon request.

REPORT OF PRINCIPAL AND SCHOOL IMPROVEMENT COUNCIL

Ebenezer Avenue Leadership Academy students are working through the process of becoming motivating, compassionate role models who will apply good communication skills as visionaries and leaders of tomorrow. Our goal is to continue to provide a solid foundation and elite opportunities for our student leaders each and every school year. Students in grades pre- kindergarten through sixth have been immersed in the school's leadership focus this year. The school community has embraced the concept and new partnerships continue to be developed as a result of businesses volunteering to support the initiative. Ebenezer Avenue was the first school in York County to receive a Gold Level Safe Routes to School Partnership Award. We continue to blaze new leadership trails and make history as such a dynamic school for learning. We are dedicated to our school-wide leadership focus and as a result, our students are truly "Leading the Way!"

This school year has been a tremendous success for everyone involved in the educational journey of our students. Our PTO successfully sponsored our annual "Family Fun Run" as a healthy option to raising money for the school as well as held many other supportive events! Parents have joined in and donated several dollars to assist with providing unique educational experiences for our leadership students. Learning continues to be heightened to a new level and expanded beyond the walls of the school due to the support of our parents, PTO, SIC and business partnerships! The incorporation of new technology such as iPads and sponsorships of field studies allowed the curriculum to come ALIVE for the students. We are very thankful for our parent volunteers and business partnerships!

In order to further our quest to increase academic success and recognize the important role that effective leadership skills play in educating our students, we invite you to join us in leading our leaders of tomorrow!

Johneka L. Simmons, Principal

Sandra McDonald, SIC Chair

Abbreviations Key

N/A-Not Applicable

N/AV-Not Available

N/C-Not Collected

N/R-Not Reported

I/S-Insufficient Sample

TBD-To Be Determined