



SC Annual School Report Card Summary

Cotton Belt Elementary

YORK 1

Grades: PK-4

Enrollment: 431

Principal: Jennifer Bolin

Superintendent: Dr Vernon Prosser

Board Chair: M. Betty Johnson

PERFORMANCE

Comprehensive detail, including definitions of ratings, performance criteria, and explanations of status, is available on www.ed.sc.gov and www.eoc.sc.gov as well as school and school district websites. Printed versions are available from school districts upon request.

YEAR	ABSOLUTE RATING	GROWTH RATING	PALMETTO GOLD AND SILVER AWARD		ESEA/FEDERAL ACCOUNTABILITY RATING SYSTEM	
			General Performance	Closing the Gap	ESEA Grade	Accountability Indicator
2014	Good	Excellent	TBD	TBD	B	Reward
2013	Good	Average	N/A	N/A	A	Reward
2012	Good	Excellent	GOLD	N/A	A	Reward

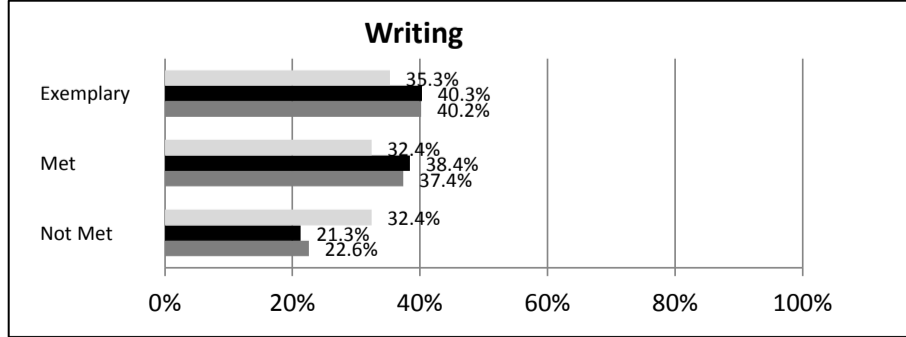
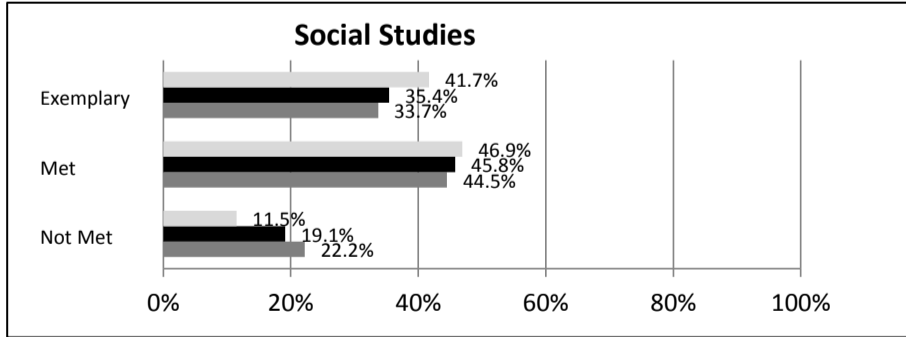
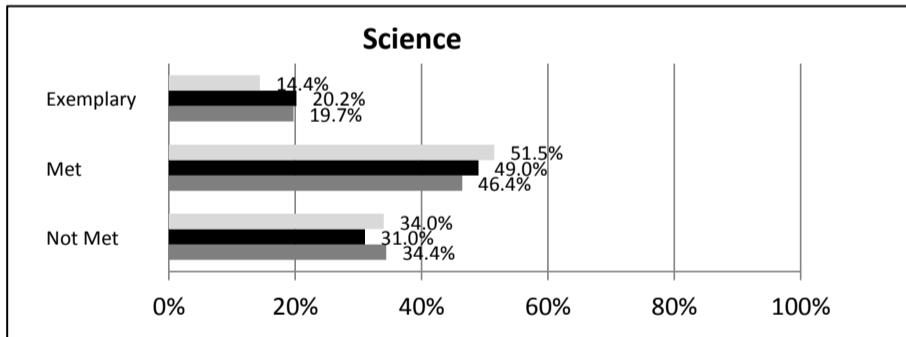
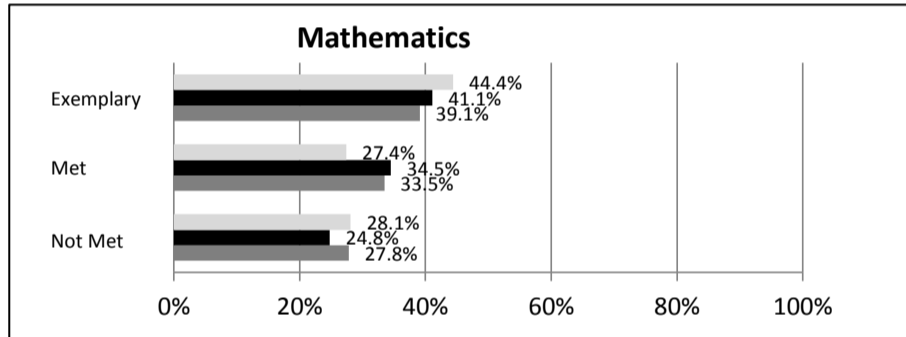
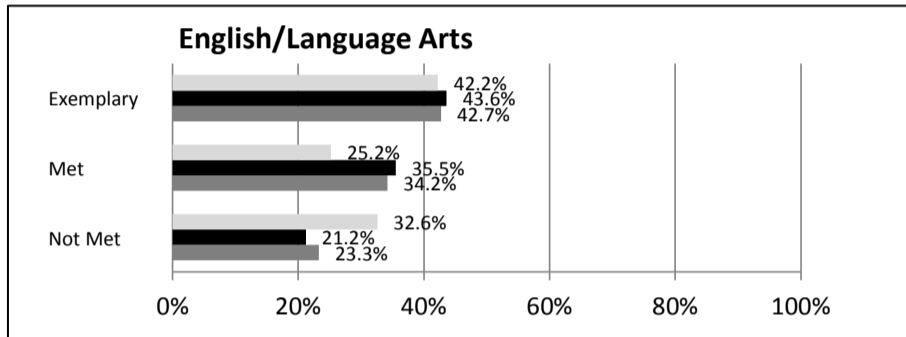
ABSOLUTE RATINGS OF ELEMENTARY SCHOOLS WITH STUDENTS LIKE OURS*

EXCELLENT	GOOD	AVERAGE	BELOW AVERAGE	AT-RISK
31	54	36	2	1

* Ratings are calculated with data available by 04/27/2015. Schools with Students Like Ours are Elementary Schools with Poverty Indices of no more than 5% above or below the index for this school.


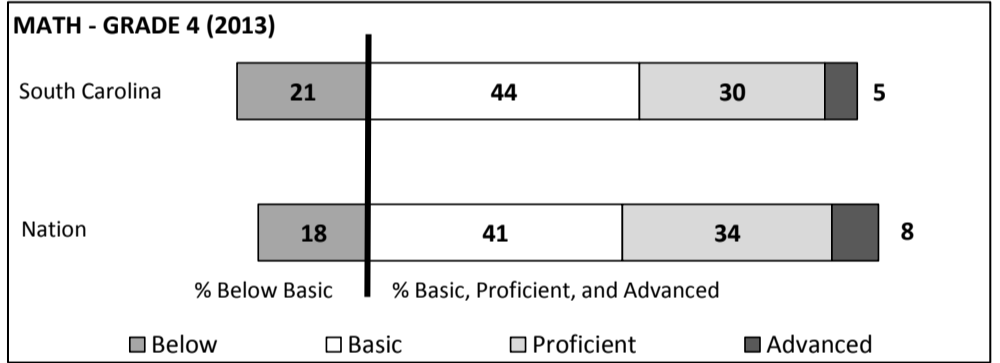
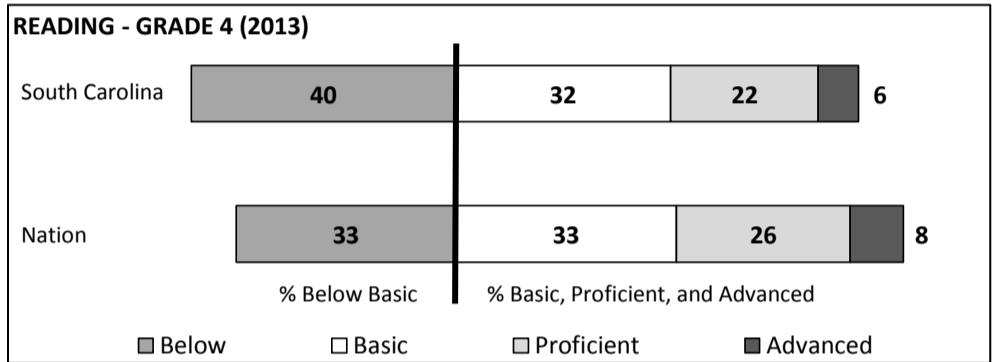
SC PASS PERFORMANCE

Our School Elementary Schools with Students Like Ours Elem Schools Statewide



NAEP*

*Performance reported for SC and nation, data not available at school level. Percentages at NAEP Achievement Levels.



SC PERFORMANCE VISION

By 2020 all students will graduate with the knowledge and skills necessary to compete successfully in the global economy, participate in a democratic society and contribute positively as members of families and communities.

Abbreviations Key

N/A-Not Applicable

N/AV-Not Available

N/C-Not Collected

N/R-Not Reported

I/S-Insufficient Sample

TBD-To Be Determined

**Cotton Belt Elementary
YORK 1**

SCHOOL PROFILE

	Our School	Change from Last Year	Elementary Schools with Students Like Ours	Median Elementary Schools
Students (n = 431)				
Retention rate	2.9%	Up from 1.3%	1.0%	1.0%
Attendance rate	95.8%	Down from 96.2%	96.4%	96.5%
Served by gifted and talented program	3.7%	Down from 3.9%	7.7%	7.3%
With disabilities	16.9%	Up from 14.8%	13.4%	12.5%
Older than usual for grade	2.1%	Up from 1.4%	2.1%	1.8%
Out-of-school suspensions or expulsions for violent and/or criminal offenses	0.0%	Down from 0.3%	0.0%	0.0%
Teachers (n = 27)				
Teachers with advanced degrees	55.6%	Down from 63.0%	60.9%	62.3%
Continuing contract teachers	77.8%	Down from 92.6%	83.9%	81.2%
Teachers returning from previous year	80.2%	Up from 78.4%	89.7%	88.4%
Teacher attendance rate	95.4%	Up from 95.1%	95.4%	95.3%
Average teacher salary*	\$49,363	Down 2.7%	\$48,402	\$47,902
Classes not taught by highly qualified teachers	0.0%	No change	0.0%	0.0%
Professional development days/teacher	8.3 days	Up from 8.1 days	10.1 days	10.9 days
School				
Principal's years at school	3.0	Up from 2.0	5.0	4.0
Student-teacher ratio in core subjects	21.5 to 1	Up from 20.1 to 1	20.2 to 1	19.9 to 1
Prime instructional time	89.5%	Down from 89.8%	90.3%	90.7%
Opportunities in the arts	Good	No change	Good	Good
SACS accreditation	Yes	No change	Yes	Yes
Parents attending conferences	97.7%	Down from 99.1%	100.0%	100.0%
Character development program	Excellent	No change	Excellent	Excellent
Dollars spent per pupil**	\$8,005	Up 8.7%	\$7,459	\$7,680
Percent of expenditures for instruction**	70.3%	Up from 70.0%	67.5%	66.8%
Percent of expenditures for teacher salaries**	69.7%	Up from 69.0%	66.5%	66.0%
ESEA composite index score	87.8	Down from 92.3	88.8	85.7

* Length of contract = 185+ days.

**Prior year audited financial data available.

EVALUATION RESULTS

	Teachers	Students*	Parents*
Number of surveys returned	28	56	38
Percent satisfied with learning environment	96.5%	87.5%	86.8%
Percent satisfied with social and physical environment	100.0%	96.4%	86.5%
Percent satisfied with school-home relations	89.3%	94.7%	81.1%

*Only students at the highest elementary school grade level at this school and their parents were included.

Comprehensive detail, including definitions of ratings, performance criteria, and explanations of status, is available on www.ed.sc.gov and www.eoc.sc.gov as well as school and school district websites.

Printed versions are available from school districts upon request.

REPORT OF PRINCIPAL AND SCHOOL IMPROVEMENT COUNCIL

The 2013-2014 school year at Cotton Belt Elementary has been an exciting year full of achievements and challenges. Our students, staff, parents, and community members continue to work hard each and every day to provide an environment of college and career readiness for our boys and girls. As in the past, improving student achievement continues to be a top priority. We were fortunate this year to have the honor of a Title I Distinguished School for Academic Achievement. This accomplishment is a tribute to the commitment and dedication of each member of the Cotton Belt family.

As always our primary objective is to improve student achievement. We worked this year to accomplish this by focusing on our school and district priorities: 1) data-driven instructional decisions, (2) literacy across the curriculum, (3) extra time/extra assistance, and (4) technology. We will continue to focus on these four areas during the 2014-2015 school year by using MAP data and other data sources to make instructional decisions, providing a balanced literacy approach to teaching reading and writing, providing interventions for struggling students in math and reading, and utilizing the promethean boards and other technology tools to enhance instruction.

As mentioned above, our parents and community members play an integral role in the success of our children. Our outstanding PTO, parent volunteers, community volunteers, and local businesses all work hard to help our students become successful.

We have partnered with a local business Arvin Meritor Corporation to establish a mentoring program for some of our 2nd and 3rd graders. Arvin Meritor gives their employees release time to come to the school to spend time with a student they have been assigned. At the end of the school year, the students are able to go on a field trip to Arvin Meritor to see the company and what they do. We also work with Winthrop University as a NetScope Partner School. This partnership benefits our school in many ways. We were able to have the pleasure of 4 Winthrop interns this school year. Two of which spent the entire school year at Cotton Belt Elementary. We were also able to use resources through Winthrop University to provide professional development for our teachers. We all work together to provide a diverse, innovative education in a safe environment enabling students to become responsible citizens in a global society, which is the mission of York School District One and Cotton Belt Elementary.

As you review the data from this report card, please let it be a reminder that we are continuously working to provide the best education possible to the students of Cotton Belt Elementary. Many thanks to all of our stakeholders for this year's accomplishments and for making Cotton Belt a great place to learn. We will continue to work to "spark potential and inspire success" at Cotton Belt Elementary and in York School District #1.

Jennifer Bolin, Principal

Angeline Robinson, Chairperson/School Improvement Council

Abbreviations Key

N/A-Not Applicable

N/AV-Not Available

N/C-Not Collected

N/R-Not Reported

I/S-Insufficient Sample

TBD-To Be Determined