



SC Annual School Report Card Summary

Hickory Grove/Sharon Elementary

YORK 1

Grades: PK-6

Enrollment: 426

Principal: H. Dietrich Long

Superintendent: Dr Vernon Prosser

Board Chair: M. Betty Johnson

PERFORMANCE

Comprehensive detail, including definitions of ratings, performance criteria, and explanations of status, is available on www.ed.sc.gov and www.eoc.sc.gov as well as school and school district websites. Printed versions are available from school districts upon request.

YEAR	ABSOLUTE RATING	GROWTH RATING	PALMETTO GOLD AND SILVER AWARD		ESEA/FEDERAL ACCOUNTABILITY RATING SYSTEM	
			General Performance	Closing the Gap	ESEA Grade	Accountability Indicator
2014	Average	Below Average	TBD	TBD	A	N/A
2013	Average	Average	N/A	N/A	B	N/A
2012	Average	Average	N/A	N/A	A	N/A

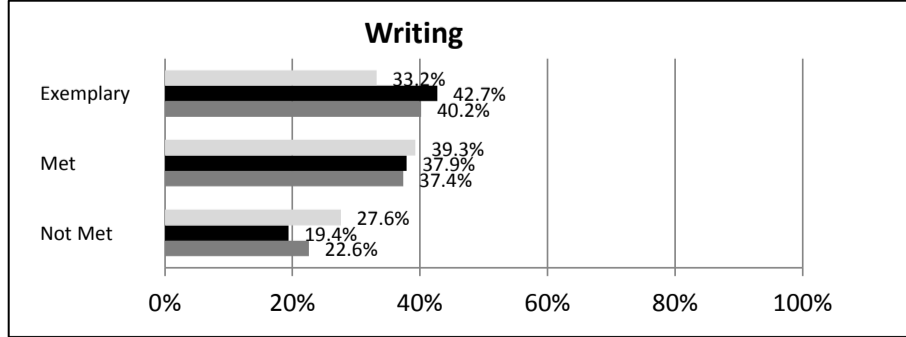
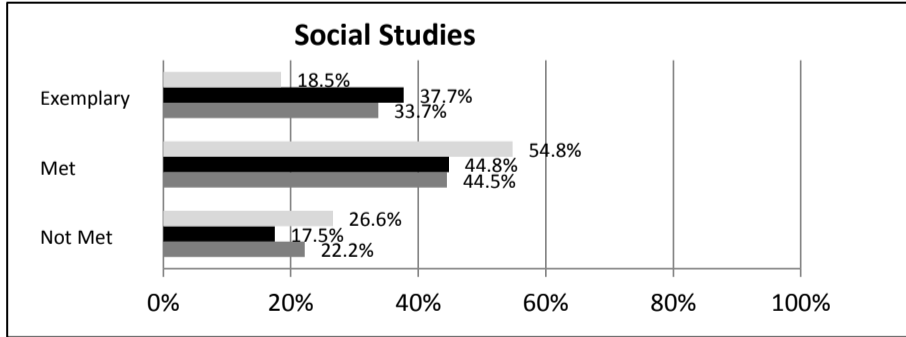
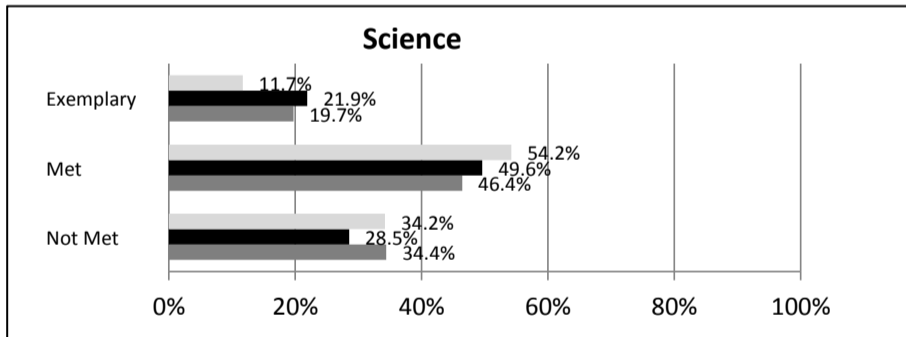
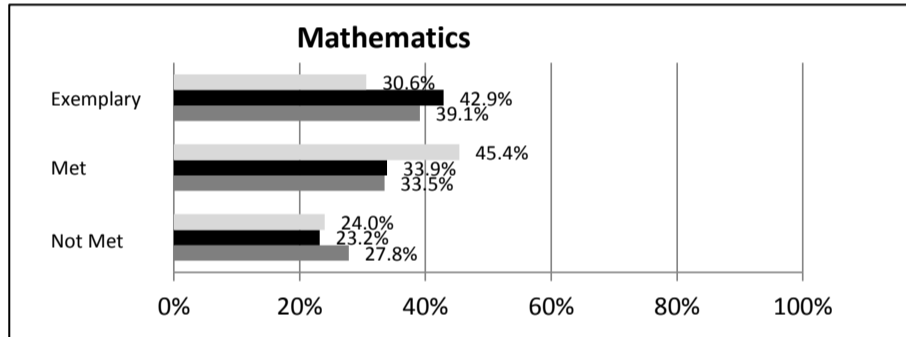
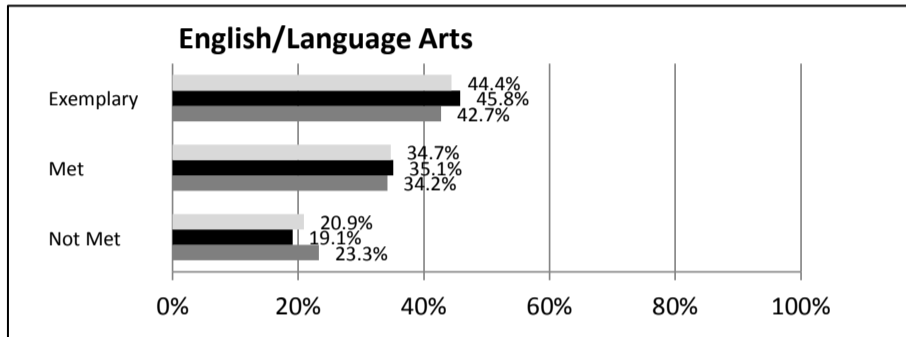
ABSOLUTE RATINGS OF ELEMENTARY SCHOOLS WITH STUDENTS LIKE OURS*

EXCELLENT	GOOD	AVERAGE	BELOW AVERAGE	AT-RISK
39	49	23	2	0

* Ratings are calculated with data available by 04/27/2015. Schools with Students Like Ours are Elementary Schools with Poverty Indices of no more than 5% above or below the index for this school.


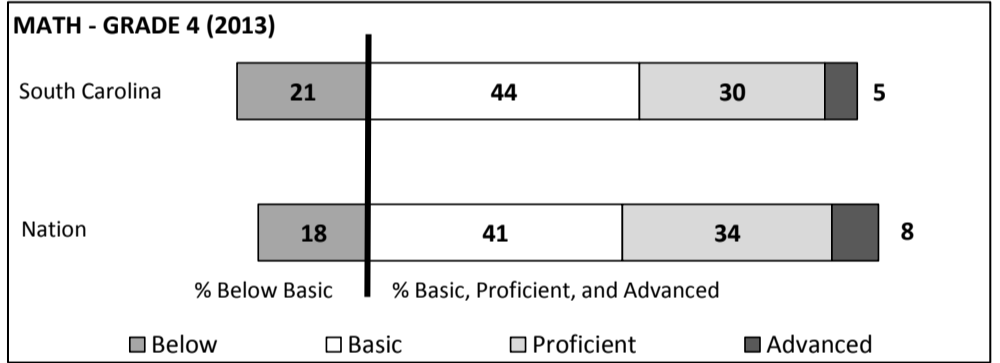
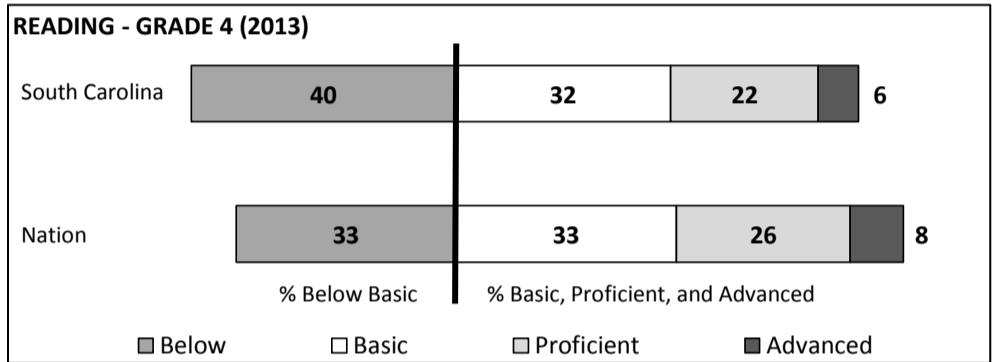
SC PASS PERFORMANCE

Our School Elementary Schools with Students Like Ours Elem Schools Statewide



NAEP*

*Performance reported for SC and nation, data not available at school level. Percentages at NAEP Achievement Levels.



SC PERFORMANCE VISION
By 2020 all students will graduate with the knowledge and skills necessary to compete successfully in the global economy, participate in a democratic society and contribute positively as members of families and communities.

Abbreviations Key

N/A-Not Applicable N/AV-Not Available N/C-Not Collected N/R-Not Reported I/S-Insufficient Sample TBD-To Be Determined

Hickory Grove/Sharon Elementary YORK 1

SCHOOL PROFILE

	Our School	Change from Last Year	Elementary Schools with Students Like Ours	Median Elementary Schools
Students (n = 426)				
Retention rate	1.8%	Up from 1.6%	1.2%	1.0%
Attendance rate	95.4%	Down from 96.2%	96.4%	96.5%
Served by gifted and talented program	11.1%	Up from 9.7%	8.2%	7.3%
With disabilities	11.8%	Down from 12.3%	12.8%	12.5%
Older than usual for grade	2.1%	Up from 1.2%	2.0%	1.8%
Out-of-school suspensions or expulsions for violent and/or criminal offenses	0.0%	No change	0.0%	0.0%
Teachers (n = 25)				
Teachers with advanced degrees	76.0%	Down from 77.8%	62.5%	62.3%
Continuing contract teachers	96.0%	Down from 100.0%	85.7%	81.2%
Teachers returning from previous year	91.2%	Down from 96.3%	90.2%	88.4%
Teacher attendance rate	95.1%	Down from 95.3%	95.3%	95.3%
Average teacher salary*	\$54,275	Up 2.7%	\$48,855	\$47,902
Classes not taught by highly qualified teachers	0.0%	No change	0.0%	0.0%
Professional development days/teacher	7.8 days	Down from 8.2 days	11.8 days	10.9 days
School				
Principal's years at school	6.0	No change	6.0	4.0
Student-teacher ratio in core subjects	19.8 to 1	Up from 16.2 to 1	20.6 to 1	19.9 to 1
Prime instructional time	89.7%	Down from 90.5%	90.5%	90.7%
Opportunities in the arts	Good	No change	Good	Good
SACS accreditation	Yes	No change	Yes	Yes
Parents attending conferences	100.0%	Up from 98.0%	100.0%	100.0%
Character development program	Good	Up from Average	Excellent	Excellent
Dollars spent per pupil**	\$7,143	Down 0.9%	\$7,270	\$7,680
Percent of expenditures for instruction**	69.5%	Up from 69.0%	67.7%	66.8%
Percent of expenditures for teacher salaries**	69.0%	No change	66.9%	66.0%
ESEA composite index score	92.0	Up from 86.4	89.3	85.7

* Length of contract = 185+ days.

**Prior year audited financial data available.

EVALUATION RESULTS

	Teachers	Students*	Parents*
Number of surveys returned	24	51	42
Percent satisfied with learning environment	83.3%	82.3%	92.9%
Percent satisfied with social and physical environment	100.0%	91.8%	88.1%
Percent satisfied with school-home relations	83.3%	88.3%	70.8%

*Only students at the highest elementary school grade level at this school and their parents were included.

Comprehensive detail, including definitions of ratings, performance criteria, and explanations of status, is available on www.ed.sc.gov and www.eoc.sc.gov as well as school and school district websites.

Printed versions are available from school districts upon request.

REPORT OF PRINCIPAL AND SCHOOL IMPROVEMENT COUNCIL

The 2013-2014 school year at Hickory Grove /Sharon Elementary was a year full of new ideas implemented, academic growth, and individual successes. Student achievement continued to be a priority as our school has become a school where data greatly influences instructional decisions. Our students were continually challenged to display good character and good work ethics as well. Common Core State Standards have been fully implemented here at Hickory Grove/Sharon. Our teachers have worked hard, along with teachers across the district to develop a pacing guide for math and language arts. They have work diligently in reading and understanding our new standards and responded by developing activities, lesson plans and assessments to go along with the new standards. Along with that our school has taken on a new standards based report card for grades K-4 that keeps parents more informed on exactly what standard their child is excelling in or what standard is a challenge to their child. We held meetings to keep parents abreast of the changes taking place in our district. We kicked the year off with our great PTO welcoming everyone to Meet the Teacher night in August. Our PTO is a hardworking group that actively volunteers at our school. Recent fundraisers by the PTO have resulted in HG/S purchasing new technology such as ActivExpressions for our classrooms. Also they made a donation toward the purchase of picnic tables for our courtyard, something that has been needed for a while. They also provided teacher meals and covered lunch duties for our teachers, not to mention a whole week's worth of surprises during Teacher Appreciation Week. We are strengthening our culture here at HG/S by introducing the Olweus Bullying program to become a "no bullying" school as well as have begun work on becoming a PBIS school, one which promotes a positive behavior reward system school wide. This year our Triple A incentive program was implemented in which students were rewarded for excelling in academics, attitude, and attendance. We are excited about these initiatives! Literacy remains at the forefront at HG/S. We pride ourselves in getting books into the hands of York District One students as our staff donated over \$400 to the Dolly Parton Imagination Library, held our annual book fair, and held our annual Fall for Reading Carnival in the fall with games, prizes and books galore. We continued and increased our character education-led Jam in the Gym monthly assemblies where we learn good character and recognize student and staff achievements. We also added Jumpstart, where students got their day started with positive encouragement from our guidance counselor over the P.A.

Abbreviations Key

N/A-Not Applicable

N/AV-Not Available

N/C-Not Collected

N/R-Not Reported

I/S-Insufficient Sample

TBD-To Be Determined