



SC Annual School Report Card Summary

Williamsburg County Magnet School of the Arts
WILLIAMSBURG COUNTY
 Grades: PK-6 Enrollment: 440
 Principal: Sarah E. Boyd
 Superintendent: Dr. Yvonne Jefferson-Barnes
 Board Chair: Mr. Joseph Lee

PERFORMANCE

Comprehensive detail, including definitions of ratings, performance criteria, and explanations of status, is available on www.ed.sc.gov and www.eoc.sc.gov as well as school and school district websites. Printed versions are available from school districts upon request.

YEAR	ABSOLUTE RATING	GROWTH RATING	PALMETTO GOLD AND SILVER AWARD		ESEA/FEDERAL ACCOUNTABILITY RATING SYSTEM	
			General Performance	Closing the Gap	ESEA Grade	Accountability Indicator
2014	Average	Below Average	TBD	TBD	C	N/A
2013	Average	Average	N/A	N/A	D	N/A
2012	Below Average	Average	N/A	N/A	F	N/A

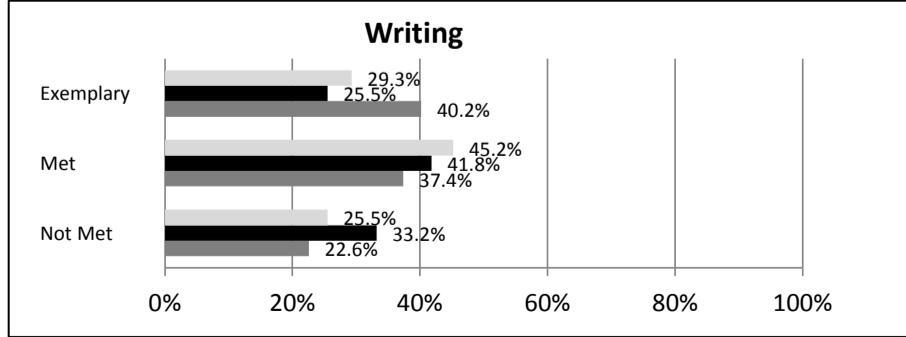
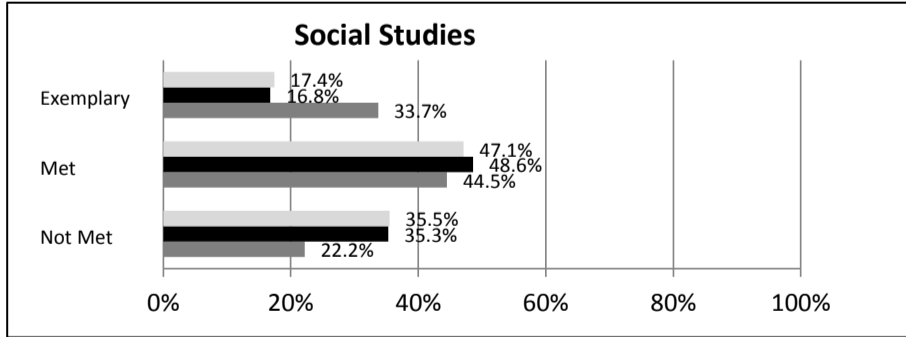
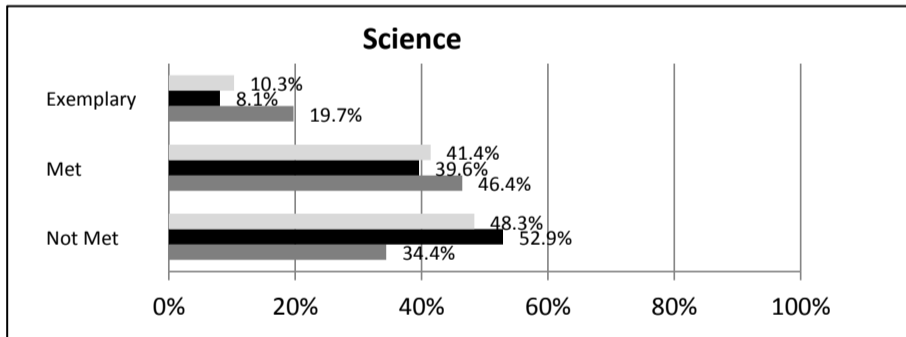
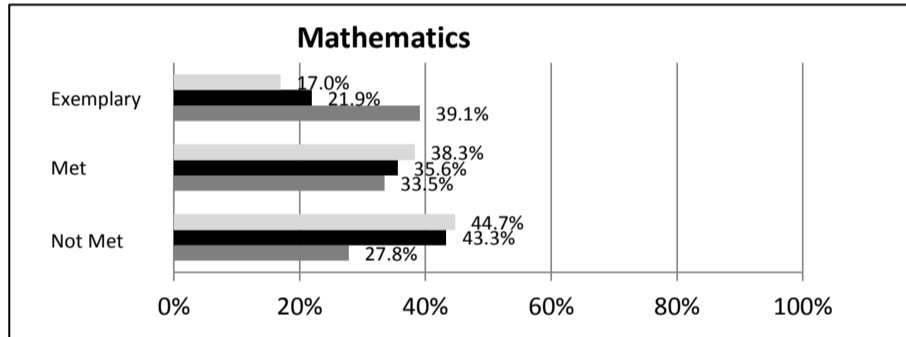
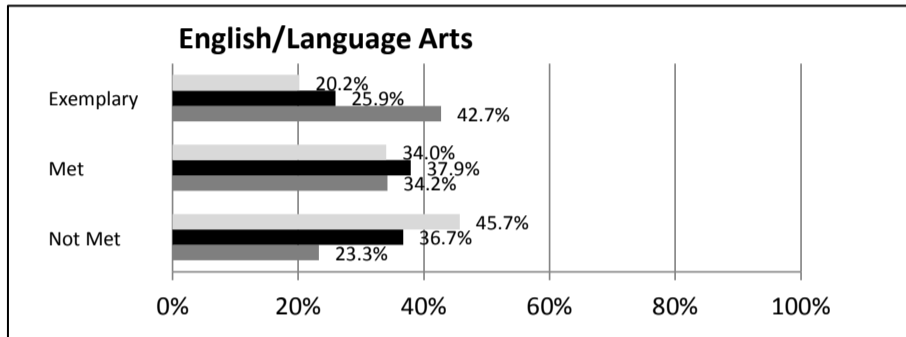
ABSOLUTE RATINGS OF ELEMENTARY SCHOOLS WITH STUDENTS LIKE OURS*

EXCELLENT	GOOD	AVERAGE	BELOW AVERAGE	AT-RISK
1	6	92	46	16

* Ratings are calculated with data available by 04/27/2015. Schools with Students Like Ours are Elementary Schools with Poverty Indices of no more than 5% above or below the index for this school.

SC PASS PERFORMANCE

Our School Elementary Schools with Students Like Ours Elem Schools Statewide



NAEP*

*Performance reported for SC and nation, data not available at school level. Percentages at NAEP Achievement Levels.



SC PERFORMANCE VISION
 By 2020 all students will graduate with the knowledge and skills necessary to compete successfully in the global economy, participate in a democratic society and contribute positively as members of families and communities.

Abbreviations Key

N/A-Not Applicable N/AV-Not Available N/C-Not Collected N/R-Not Reported I/S-Insufficient Sample TBD-To Be Determined

**Williamsburg County Magnet School of the Arts
WILLIAMSBURG COUNTY**

SCHOOL PROFILE

	Our School	Change from Last Year	Elementary Schools with Students Like Ours	Median Elementary Schools
Students (n = 440)				
Retention rate	5.3%	Up from 3.3%	1.6%	1.0%
Attendance rate	94.1%	Down from 95.2%	96.0%	96.5%
Served by gifted and talented program	8.0%	Up from 5.7%	2.5%	7.3%
With disabilities	16.9%	Up from 15.4%	14.2%	12.5%
Older than usual for grade	7.2%	Up from 6.2%	2.9%	1.8%
Out-of-school suspensions or expulsions for violent and/or criminal offenses	0.5%	Up from 0.0%	0.0%	0.0%
Teachers (n = 25)				
Teachers with advanced degrees	64.0%	Down from 73.9%	59.4%	62.3%
Continuing contract teachers	84.0%	Down from 91.3%	73.4%	81.2%
Teachers returning from previous year	N/A	N/A	83.3%	88.4%
Teacher attendance rate	93.5%	Down from 95.6%	95.3%	95.3%
Average teacher salary*	\$45,180	Down 1.6%	\$45,638	\$47,902
Classes not taught by highly qualified teachers	3.8%	Down from 6.3%	0.0%	0.0%
Professional development days/teacher	1.8 days	Down from 8.6 days	10.2 days	10.9 days
School				
Principal's years at school	5.0	Up from 2.0	3.5	4.0
Student-teacher ratio in core subjects	20.3 to 1	Down from 23.6 to 1	18.4 to 1	19.9 to 1
Prime instructional time	86.8%	Down from 90.0%	90.3%	90.7%
Opportunities in the arts	Excellent	No change	Good	Good
SACS accreditation	Yes	No change	Yes	Yes
Parents attending conferences	17.3%	Down from 100.0%	100.0%	100.0%
Character development program	Average	No change	Excellent	Excellent
Dollars spent per pupil**	\$7,899	Down 0.7%	\$8,788	\$7,680
Percent of expenditures for instruction**	62.6%	Down from 65.0%	64.3%	66.8%
Percent of expenditures for teacher salaries**	61.7%	Down from 62.0%	63.8%	66.0%
ESEA composite index score	70.7	Up from 61.9	69.5	85.7

* Length of contract = 185+ days.

**Prior year audited financial data available.

EVALUATION RESULTS

	Teachers	Students*	Parents*
Number of surveys returned	27	43	11
Percent satisfied with learning environment	74.0%	69.8%	54.6%
Percent satisfied with social and physical environment	66.6%	70.4%	81.8%
Percent satisfied with school-home relations	59.2%	81.8%	63.7%

*Only students at the highest elementary school grade level at this school and their parents were included.

Comprehensive detail, including definitions of ratings, performance criteria, and explanations of status, is available on www.ed.sc.gov and www.eoc.sc.gov as well as school and school district websites.

Printed versions are available from school districts upon request.

REPORT OF PRINCIPAL AND SCHOOL IMPROVEMENT COUNCIL

Williamsburg County Magnet School of the Arts' goal is to provide the highest quality instruction in academic standards while integrating the arts into the curriculum. This year, students in grades 5K-6, were served in the arts program. The total school enrollment, grades 4K-6, was 410. The components of the Arts program were: Dance, Visual art, Drama, Vocal Ensemble, Instrumental Ensemble, Strings, and Piano.☒

☒ WCMSA provided a number of instructional programs for students who were not meeting their academic goals. These programs included Reading Recovery, through Clemson Extension, and Classworks Curriculum lab. All lessons and activities were aligned with the State Standards. The Child Development Education Pilot Program (CDEPP) entered its' seventh year and showed much academic promise for our students. In addition, a full time guidance counselor continues to provide academic, social and personal assistance for our children. Other programs and activities that were provided to help build our students' character and prepare them to survive in a constantly changing and diverse world included: The Parenting Program, and three Fine Arts performances. Our Foster Grandparents Program, through the local Vital Aging Commission, allowed our older generation to pass knowledge and character to our younger generation. WCMSA would like to thank all our parents and community members for their effortless support that they have shown us this school year.☒

☒ The mission of Williamsburg County Magnet School of the Arts is to provide the highest quality instruction in academic standards while integrating the arts into the core curriculum, so that each student can achieve his/her fullest potential, work to become a lifelong learner, and become a productive member of society.☒

Sarah E. Boyd, Principal

Abbreviations Key

N/A-Not Applicable

N/AV-Not Available

N/C-Not Collected

N/R-Not Reported

I/S-Insufficient Sample

TBD-To Be Determined