



SC Annual School Report Card Summary

Kenneth Gardner Elementary School
WILLIAMSBURG COUNTY
Grades: 3-5 Enrollment: 368
Principal: Jennifer G. Gardner
Superintendent: Dr. Yvonne Jefferson-Barnes
Board Chair: Mr. Joseph Lee

PERFORMANCE

Comprehensive detail, including definitions of ratings, performance criteria, and explanations of status, is available on www.ed.sc.gov and www.eoc.sc.gov as well as school and school district websites. Printed versions are available from school districts upon request.

YEAR	ABSOLUTE RATING	GROWTH RATING	PALMETTO GOLD AND SILVER AWARD		ESEA/FEDERAL ACCOUNTABILITY RATING SYSTEM	
			General Performance	Closing the Gap	ESEA Grade	Accountability Indicator
2014	Below Average	Average	TBD	TBD	F	N/A
2013	Average	Excellent	GOLD	SILVER	C	N/A
2012	Average	Average	N/A	N/A	C	N/A

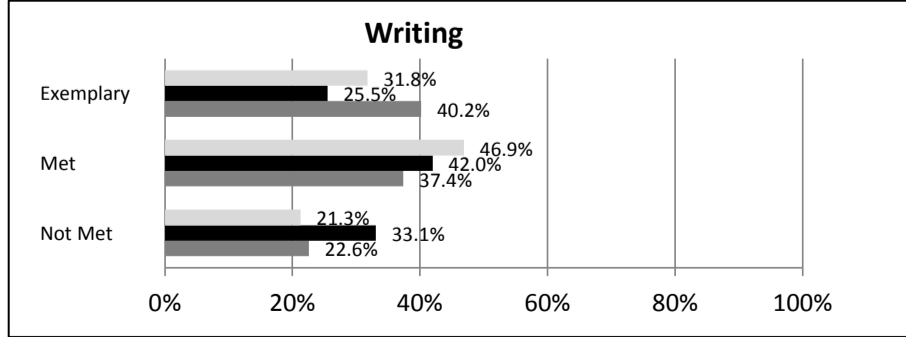
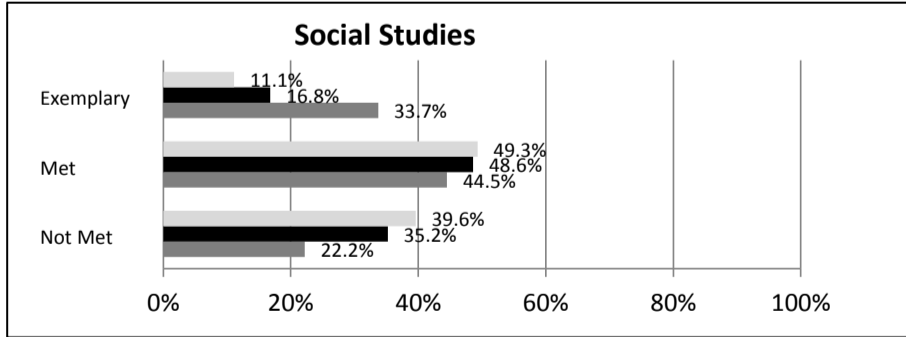
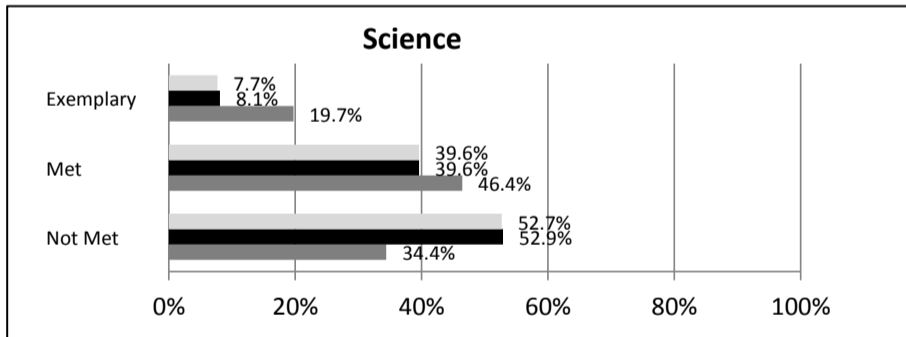
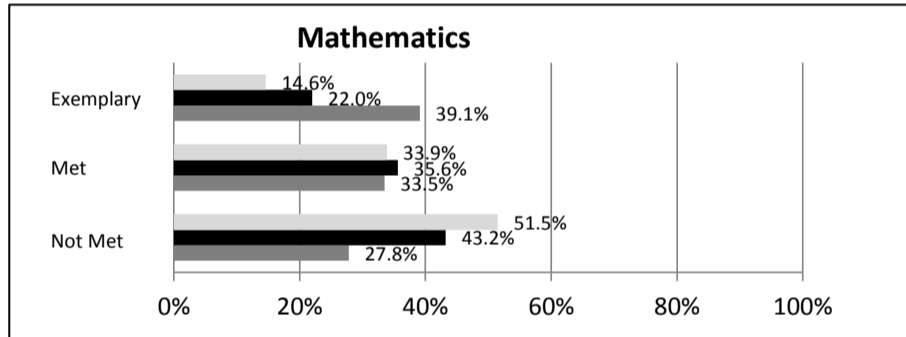
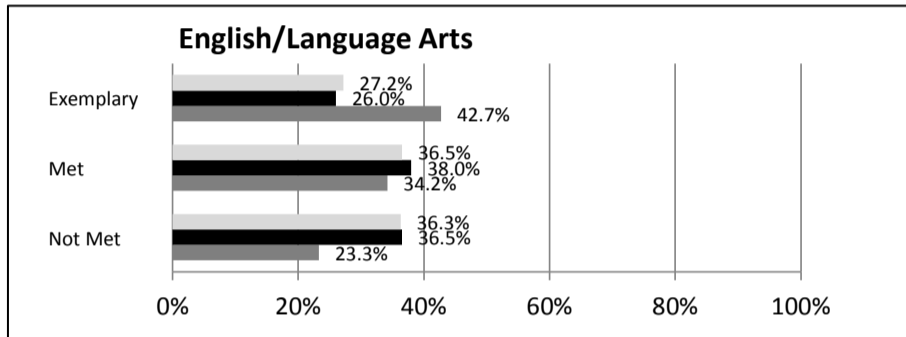
ABSOLUTE RATINGS OF ELEMENTARY SCHOOLS WITH STUDENTS LIKE OURS*

EXCELLENT	GOOD	AVERAGE	BELOW AVERAGE	AT-RISK
1	6	96	47	16

* Ratings are calculated with data available by 04/27/2015. Schools with Students Like Ours are Elementary Schools with Poverty Indices of no more than 5% above or below the index for this school.

SC PASS PERFORMANCE

Our School Elementary Schools with Students Like Ours Elem Schools Statewide



NAEP*

*Performance reported for SC and nation, data not available at school level. Percentages at NAEP Achievement Levels.



SC PERFORMANCE VISION
 By 2020 all students will graduate with the knowledge and skills necessary to compete successfully in the global economy, participate in a democratic society and contribute positively as members of families and communities.

Abbreviations Key

N/A-Not Applicable N/AV-Not Available N/C-Not Collected N/R-Not Reported I/S-Insufficient Sample TBD-To Be Determined

**Kenneth Gardner Elementary School
WILLIAMSBURG COUNTY**

SCHOOL PROFILE

	Our School	Change from Last Year	Elementary Schools with Students Like Ours	Median Elementary Schools
Students (n = 368)				
Retention rate	2.4%	Up from 2.2%	1.6%	1.0%
Attendance rate	98.3%	Up from 98.0%	96.0%	96.5%
Served by gifted and talented program	4.0%	Up from 3.7%	2.7%	7.3%
With disabilities	18.0%	Up from 15.4%	14.0%	12.5%
Older than usual for grade	9.9%	Up from 6.9%	3.0%	1.8%
Out-of-school suspensions or expulsions for violent and/or criminal offenses	0.0%	No change	0.0%	0.0%
Teachers (n = 25)				
Teachers with advanced degrees	64.0%	Down from 65.4%	59.3%	62.3%
Continuing contract teachers	76.0%	Down from 84.6%	73.3%	81.2%
Teachers returning from previous year	84.4%	Up from 83.3%	83.3%	88.4%
Teacher attendance rate	97.5%	Up from 96.5%	95.3%	95.3%
Average teacher salary*	\$43,565	Down 1.4%	\$45,638	\$47,902
Classes not taught by highly qualified teachers	0.0%	No change	0.0%	0.0%
Professional development days/teacher	1.3 days	Down from 11.7 days	10.5 days	10.9 days
School				
Principal's years at school	9.0	Up from 8.0	3.0	4.0
Student-teacher ratio in core subjects	20.4 to 1	No change	18.3 to 1	19.9 to 1
Prime instructional time	95.4%	Up from 94.2%	90.2%	90.7%
Opportunities in the arts	Good	No change	Good	Good
SACS accreditation	Yes	No change	Yes	Yes
Parents attending conferences	99.2%	Up from 96.3%	100.0%	100.0%
Character development program	Excellent	No change	Excellent	Excellent
Dollars spent per pupil**	\$8,554	Up 17.0%	\$8,821	\$7,680
Percent of expenditures for instruction**	61.7%	Down from 66.0%	64.5%	66.8%
Percent of expenditures for teacher salaries**	60.6%	Up from 60.0%	63.9%	66.0%
ESEA composite index score	58.9	Down from 78.3	69.8	85.7

* Length of contract = 185+ days.

**Prior year audited financial data available.

EVALUATION RESULTS

	Teachers	Students*	Parents*
Number of surveys returned	30	130	64
Percent satisfied with learning environment	96.7%	93.9%	79.7%
Percent satisfied with social and physical environment	90.0%	90.0%	80.0%
Percent satisfied with school-home relations	73.3%	90.9%	64.5%

*Only students at the highest elementary school grade level at this school and their parents were included.

Comprehensive detail, including definitions of ratings, performance criteria, and explanations of status, is available on www.ed.sc.gov and www.eoc.sc.gov as well as school and school district websites.

Printed versions are available from school districts upon request.

REPORT OF PRINCIPAL AND SCHOOL IMPROVEMENT COUNCIL

Kenneth Gardner Elementary provides educational experiences that promote leadership, enhances students' academic abilities, and fosters a love for the arts. The 2013-2014 school year was one of growth, great accomplishments, and transformations. Kenneth Gardner Elementary received the Santee Electric BRIGHT IDEAS grant, the Target grant, and participated in the Fresh Fruits and Vegetables program. Our school was also recognized and received the Palmetto Gold and Silver Awards for General Performance and Closing the Achievement from the S.C. Department of Education.

The faculty and staff at Kenneth Gardner Elementary School has transformed into a "Leader in Me" school following the 7 Habits of the late Stephen Covey. Our goal was to witness significant improvements in academic achievement, decreases in student discipline referrals, and increases in levels of accountability. Our faculty, staff, and students incorporated the 7 Habits of Happy Kids and worked in tandem to create a culture of trust, accountability, and leadership, where our students have learned what it means to Be Proactive, Begin with the End in Mind, Put First Things First, Think Win-Win, Seek First to Understand, Then to be Understood, and to Sharpen the Saw. The Leader in Me has empowered our school to begin moving from Good to GREAT! Leadership Day 2014 was the culminating event and ultimate showcase of student leadership.

The faculty, staff, and students all have the opportunity to take the L.E.A.D. on the last Friday of the month. L.E.A.D. Club Day is all about Learning, Experiencing, and Discovering the hidden talents and skills students possess through organized club activities. This innovative, school-wide model has contributed to emphasizing a culture of student empowerment and has helped unleash each child's fullest potential; our teachers have internalized timeless leadership principles that will nurture the skills our students need to become successful, life-long learners.

In our quest to continue to provide high quality instruction and to meet the need of our learners, students and teachers were exposed to advanced technology and utilized a focused, explicit and direct instructional model in all classrooms. KGES teachers integrated programs and interventions such as small groupings and Accelerated Math to help improve students' math computational and problem solving skill. Students and teachers also had full access to our Math Resource Room filled with manipulatives for students' and classroom use. Project C.A.R.E., a reading enrichment model, and computer based programs such as Accelerated Reader, Renaissance Place, Study Island and ClassWorks aided teachers in facilitating instruction and monitoring students' progress.

The students of KGES also engaged in activities that support and nurture the Arts. Each year, our Artist in Residence, teaches students the fundamentals of ballet, jazz, and other dance forms. Kenneth Gardner Elementary students also audition to become members of the school's dance team, Jag Force. The KGES Performing chorus is composed of students who love to sing. Our students also had the opportunity to join and perform with the KGES Percussion Ensemble. The 21st Century Learning Communities after school program extends to students the opportunity to engage in enrichment activities. At KGES, students are given the opportunity to emerge as leaders by studying other languages such as Spanish and French.

Additionally, volunteers continue to contribute their expertise

Abbreviations Key

N/A-Not Applicable

N/AV-Not Available

N/C-Not Collected

N/R-Not Reported

I/S-Insufficient Sample

TBD-To Be Determined