



SC Annual School
Report Card
Summary

Monarch Elementary School
UNION COUNTY
Grades: PK-5 Enrollment: 458
Principal: Anita H. Maness
Superintendent: Dr. Kristi V. Woodall
Board Chair: Dr. Wanda All

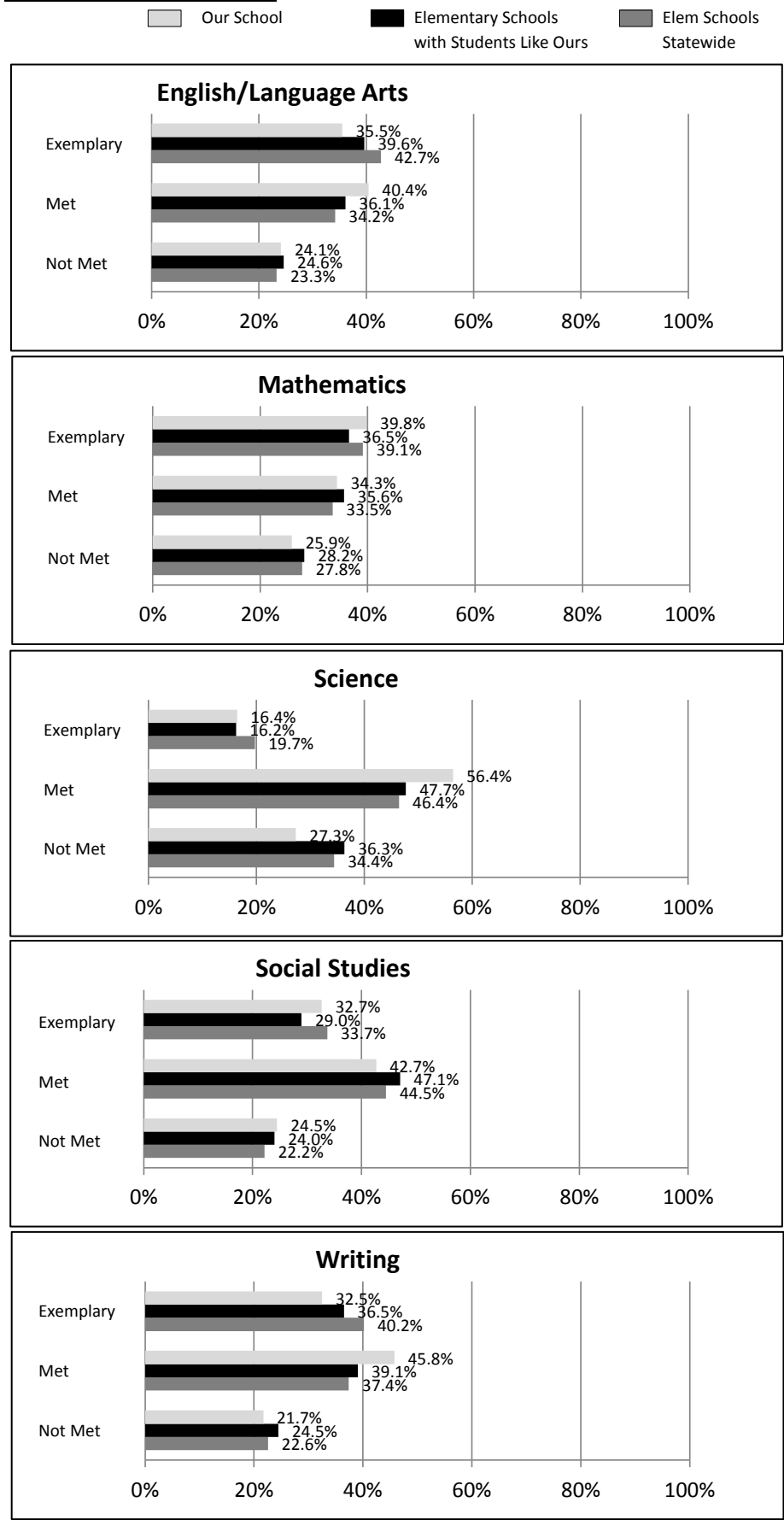
PERFORMANCE		Comprehensive detail, including definitions of ratings, performance criteria, and explanations of status, is available on www.ed.sc.gov and www.eoc.sc.gov as well as school and school district websites. Printed versions are available from school districts upon request.				
YEAR	ABSOLUTE RATING	GROWTH RATING	PALMETTO GOLD AND SILVER AWARD		ESEA/FEDERAL ACCOUNTABILITY RATING SYSTEM	
			General Performance	Closing the Gap	ESEA Grade	Accountability Indicator
2014	Average	Average	TBD	TBD	A	Reward
2013	Average	Below Average	N/A	N/A	B	Reward
2012	Average	Average	N/A	N/A	A	Reward

ABSOLUTE RATINGS OF ELEMENTARY SCHOOLS WITH STUDENTS LIKE OURS*

EXCELLENT	GOOD	AVERAGE	BELOW AVERAGE	AT-RISK
22	27	73	4	1


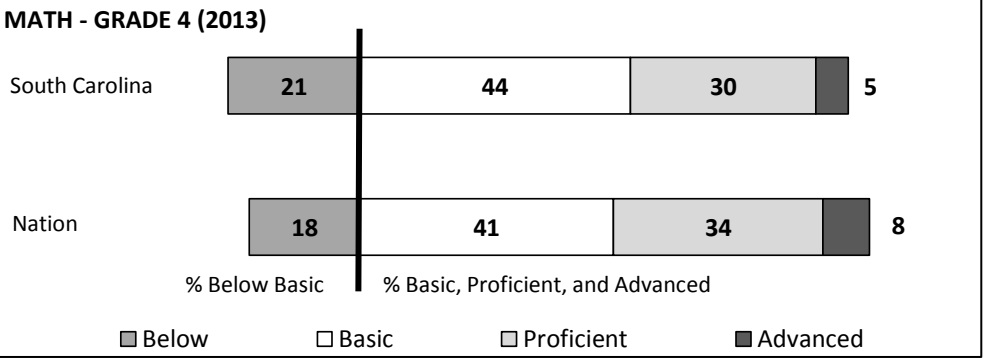
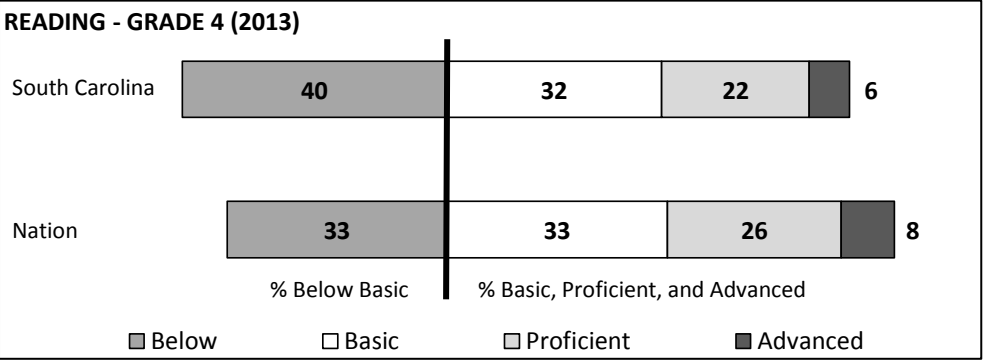
* Ratings are calculated with data available by 04/27/2015. Schools with Students Like Ours are Elementary Schools with Poverty Indices of no more than 5% above or below the index for this school.

SC PASS PERFORMANCE



NAEP*

*Performance reported for SC and nation, data not available at school level. Percentages at NAEP Achievement Levels.



SC PERFORMANCE VISION

By 2020 all students will graduate with the knowledge and skills necessary to compete successfully in the global economy, participate in a democratic society and contribute positively as members of families and communities.

Abbreviations Key

N/A-Not Applicable N/AV-Not Available N/C-Not Collected N/R-Not Reported I/S-Insufficient Sample TBD-To Be Determined

Monarch Elementary School
UNION COUNTY
SCHOOL PROFILE

	Our School	Change from Last Year	Elementary Schools with Students Like Ours	Median Elementary Schools
Students (n = 458)				
Retention rate	5.5%	Down from 5.9%	1.1%	1.0%
Attendance rate	96.9%	Up from 96.5%	96.2%	96.5%
Served by gifted and talented program	3.8%	Down from 6.6%	6.5%	7.3%
With disabilities	14.3%	Down from 15.9%	14.0%	12.5%
Older than usual for grade	5.7%	Up from 5.0%	2.1%	1.8%
Out-of-school suspensions or expulsions for violent and/or criminal offenses	0.0%	No change	0.0%	0.0%
Teachers (n = 27)				
Teachers with advanced degrees	74.1%	No change	60.7%	62.3%
Continuing contract teachers	92.6%	No change	82.5%	81.2%
Teachers returning from previous year	90.4%	Up from 88.0%	89.0%	88.4%
Teacher attendance rate	92.6%	Down from 95.0%	95.2%	95.3%
Average teacher salary*	\$49,574	Down 1.7%	\$48,207	\$47,902
Classes not taught by highly qualified teachers	0.0%	No change	0.0%	0.0%
Professional development days/teacher	15.1 days	Up from 1.5 days	10.5 days	10.9 days
School				
Principal's years at school	7.0	No change	4.0	4.0
Student-teacher ratio in core subjects	21.1 to 1	Down from 21.6 to 1	19.8 to 1	19.9 to 1
Prime instructional time	89.3%	Down from 90.9%	90.0%	90.7%
Opportunities in the arts	Good	No change	Good	Good
SACS accreditation	Yes	No change	Yes	Yes
Parents attending conferences	100.0%	No change	100.0%	100.0%
Character development program	Excellent	No change	Excellent	Excellent
Dollars spent per pupil**	\$6,922	Down 0.4%	\$7,889	\$7,680
Percent of expenditures for instruction**	65.7%	Down from 67.0%	65.7%	66.8%
Percent of expenditures for teacher salaries**	64.8%	Down from 65.0%	64.8%	66.0%
ESEA composite index score	91.9	Up from 88.2	83.8	85.7

* Length of contract = 185+ days.
**Prior year audited financial data available.

EVALUATION RESULTS

	Teachers	Students*	Parents*
Number of surveys returned	29	58	47
Percent satisfied with learning environment	96.5%	91.3%	83.0%
Percent satisfied with social and physical environment	100.0%	93.0%	79.5%
Percent satisfied with school-home relations	100.0%	87.7%	60.5%

*Only students at the highest elementary school grade level at this school and their parents were included.

Comprehensive detail, including definitions of ratings, performance criteria, and explanations of status, is available on www.ed.sc.gov and www.eoc.sc.gov as well as school and school district websites.

Printed versions are available from school districts upon request.

REPORT OF PRINCIPAL AND SCHOOL IMPROVEMENT COUNCIL

Monarch Elementary School is a thriving rural elementary school whose focus continues to be academic excellence. Our school is committed to providing challenging opportunities through innovative experiences that will ensure the appropriate academic, personal, physical, and social development for each of the students served in grades 4K through grade five.

Our mission statement is shared by all Monarch Elementary School stakeholders, as is evident in the support from staff, our parents, our Parent Teacher Organization, our School Improvement Council, our Title I Advisory Committee, business partners, and our school volunteers. While we have reason to be proud of the progress and growth that our students and staff members have made, we are aware that there are areas for continued growth.

Monarch Elementary School is in its sixth year of our Save the Children grant. MES is one of two schools in the upstate receiving this grant providing in-school, after-school, and pre-school assistance in reading, physical activity, and nutritional snacks for students. Monarch Elementary School has been a Title One Reward School for the past two years. One of the faculty members was honored to be chosen to attend the Advanced Educator's Space Program in Alabama. Our Exemplary Writing Award Criteria of 2010-2013 continues to be our focus for our students to continue to improve writing skills. Our school continues to face the many challenges of society. However, we will continue to strive to make all of our students leaders in Union County and the state of South Carolina.

Anita H. Maness, Principal Tabatha Stevens, SIC Chair

Abbreviations Key

N/A-Not Applicable

N/AV-Not Available

N/C-Not Collected

N/R-Not Reported

I/S-Insufficient Sample

TBD-To Be Determined