



SC Annual School Report Card Summary

Kingsbury Elementary School
SUMTER
Grades: PK-5 **Enrollment: 752**
Principal: Phillip W. Jackson
Superintendent: J. Frank Baker
Board Chair: E. Keith Schultz

PERFORMANCE

Comprehensive detail, including definitions of ratings, performance criteria, and explanations of status, is available on www.ed.sc.gov and www.eoc.sc.gov as well as school and school district websites. Printed versions are available from school districts upon request.

YEAR	ABSOLUTE RATING	GROWTH RATING	PALMETTO GOLD AND SILVER AWARD		ESEA/FEDERAL ACCOUNTABILITY RATING SYSTEM	
			General Performance	Closing the Gap	ESEA Grade	Accountability Indicator
2014	Average	Below Average	TBD	TBD	C	N/A
2013	Average	Average	N/A	N/A	B	Reward
2012	Average	Average	N/A	N/A	B	Reward

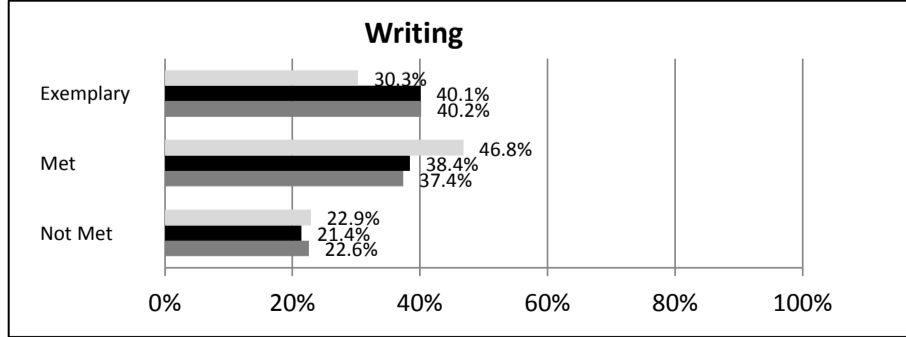
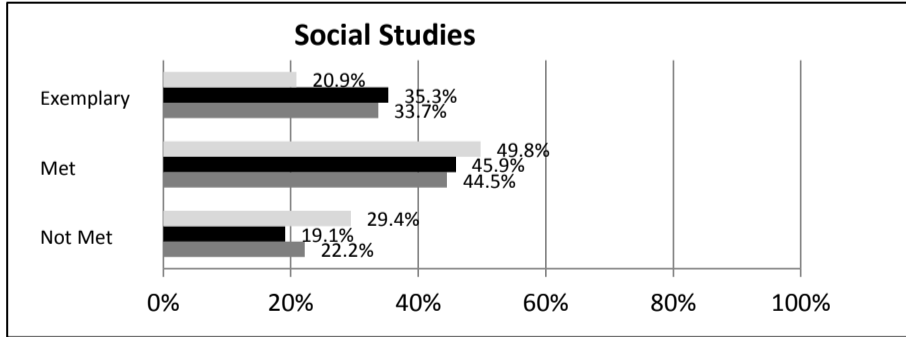
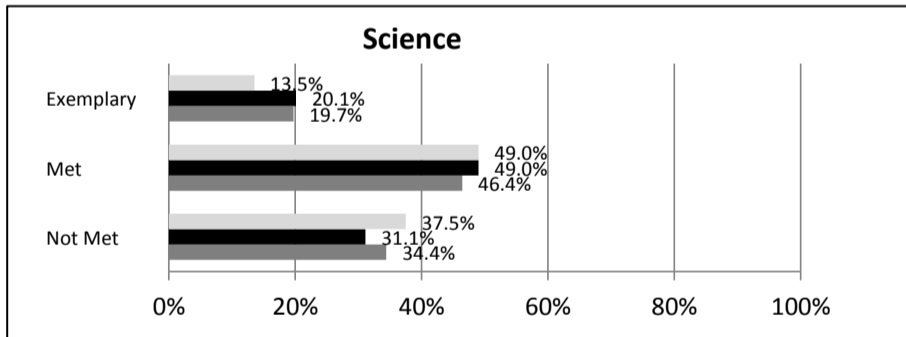
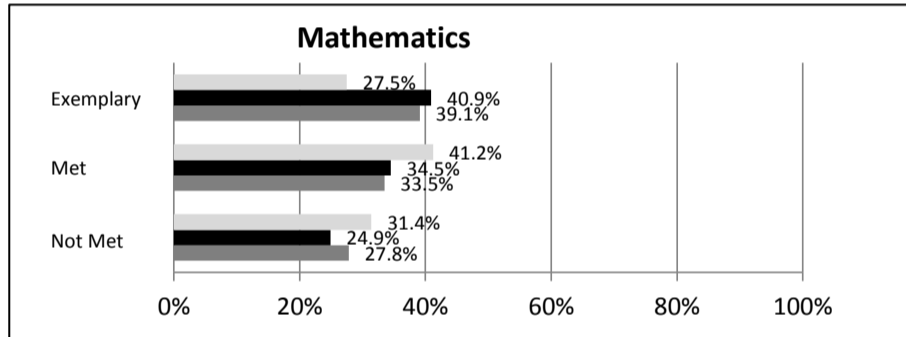
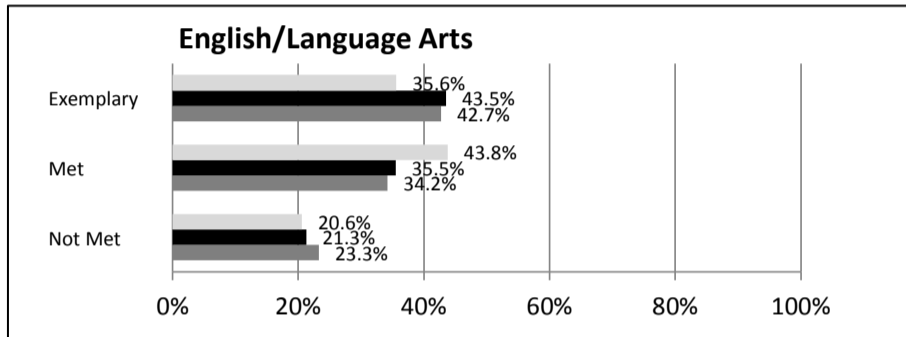
ABSOLUTE RATINGS OF ELEMENTARY SCHOOLS WITH STUDENTS LIKE OURS*

EXCELLENT	GOOD	AVERAGE	BELOW AVERAGE	AT-RISK
31	55	38	2	1

* Ratings are calculated with data available by 04/27/2015. Schools with Students Like Ours are Elementary Schools with Poverty Indices of no more than 5% above or below the index for this school.

SC PASS PERFORMANCE

Our School Elementary Schools with Students Like Ours Elem Schools Statewide



NAEP*

*Performance reported for SC and nation, data not available at school level. Percentages at NAEP Achievement Levels.



SC PERFORMANCE VISION
 By 2020 all students will graduate with the knowledge and skills necessary to compete successfully in the global economy, participate in a democratic society and contribute positively as members of families and communities.

Abbreviations Key

N/A-Not Applicable N/AV-Not Available N/C-Not Collected N/R-Not Reported I/S-Insufficient Sample TBD-To Be Determined

**Kingsbury Elementary School
SUMTER**

SCHOOL PROFILE

	Our School	Change from Last Year	Elementary Schools with Students Like Ours	Median Elementary Schools
Students (n = 752)				
Retention rate	1.3%	Down from 3.0%	1.0%	1.0%
Attendance rate	95.5%	Down from 96.2%	96.4%	96.5%
Served by gifted and talented program	5.5%	Down from 6.0%	7.7%	7.3%
With disabilities	14.6%	Up from 13.1%	13.3%	12.5%
Older than usual for grade	2.6%	Down from 3.4%	2.1%	1.8%
Out-of-school suspensions or expulsions for violent and/or criminal offenses	0.0%	No change	0.0%	0.0%
Teachers (n = 46)				
Teachers with advanced degrees	71.7%	Up from 71.1%	60.7%	62.3%
Continuing contract teachers	91.3%	Down from 93.3%	83.8%	81.2%
Teachers returning from previous year	93.8%	Up from 92.5%	89.6%	88.4%
Teacher attendance rate	95.3%	No change	95.4%	95.3%
Average teacher salary*	\$50,800	Up 2.2%	\$48,393	\$47,902
Classes not taught by highly qualified teachers	0.0%	No change	0.0%	0.0%
Professional development days/teacher	6.8 days	Up from 5.6 days	10.1 days	10.9 days
School				
Principal's years at school	7.0	Up from 6.0	5.0	4.0
Student-teacher ratio in core subjects	22.6 to 1	Up from 21.9 to 1	20.0 to 1	19.9 to 1
Prime instructional time	90.2%	Down from 91.1%	90.3%	90.7%
Opportunities in the arts	Good	No change	Good	Good
SACS accreditation	Yes	No change	Yes	Yes
Parents attending conferences	100.0%	Up from 99.1%	100.0%	100.0%
Character development program	Excellent	No change	Excellent	Excellent
Dollars spent per pupil**	\$6,540	Up 5.0%	\$7,448	\$7,680
Percent of expenditures for instruction**	71.0%	No change	67.5%	66.8%
Percent of expenditures for teacher salaries**	69.8%	Down from 70.0%	66.5%	66.0%
ESEA composite index score	77.8	Down from 80.4	88.8	85.7

* Length of contract = 185+ days.

**Prior year audited financial data available.

EVALUATION RESULTS

	Teachers	Students*	Parents*
Number of surveys returned	43	97	34
Percent satisfied with learning environment	88.4%	85.5%	94.2%
Percent satisfied with social and physical environment	100.0%	88.3%	93.9%
Percent satisfied with school-home relations	90.9%	80.4%	78.8%

*Only students at the highest elementary school grade level at this school and their parents were included.

Comprehensive detail, including definitions of ratings, performance criteria, and explanations of status, is available on www.ed.sc.gov and www.eoc.sc.gov as well as school and school district websites.

Printed versions are available from school districts upon request.

REPORT OF PRINCIPAL AND SCHOOL IMPROVEMENT COUNCIL

The mission of Kingsbury Elementary School is to provide the highest quality education and establish a sound academic and moral foundation by providing innovative and challenging learning experiences in a safe, supportive, and culturally diverse environment. To that end, we strive to maximize the potential of each child by building strong relationships, providing quality instruction, and setting high expectations. Our success is a testament to the hard work of our staff, parents, and students.☐

The 2013-2014 school year was filled with achievements and opportunities. Kingsbury was recognized as a Reward for Performance school. This award is given to the highest performing Title I schools. Qualifying schools must have an A or B on the federal report card in the two most recent years, a free and reduced lunch population greater than 50%, and no significant achievement gaps. Our school also received the EPA Energy Star Award. Schools who earn this award use 35% less energy and generate 35% fewer greenhouse emissions than similar buildings across the nation. Morning and afternoon intervention programs were established to assist our struggling learners using small group and computerized instruction. Students experienced significant progress in ELA and Math through participation in these programs. Using our literacy interventionist and guided reading practices, the number of first graders reading on or above grade level grew from 46% to 79%. Our School Improvement Council, in partnerships with the school's PBIS team, provided a number of new positive behavior incentives for students. Our Mentoring Program also increased with 40 new mentors enrolling. Through these combined efforts, discipline referrals were reduced by 35% compared to the previous year.☐

Our students and staff continue to participate in numerous service learning projects through Pennies for Patients, American Heart Association, Relay for Life, SPCA and "Shower Shaw With Cookies" to name a few. The Principal's Council organized a toy drive in December and a canned food drive in May. The group also participated in school beautification projects to enhance the appearance of our campus.☐

Kingsbury's faculty continues to earn accolades. Our art teacher, Mr. Sylvester Hickmon, was selected as an artist in residence to guide our district students in the design of South Carolina's National Christmas tree ornaments. He also attended the lighting of the National Christmas Tree in Washington, DC. At Kingsbury, our teachers find creative ways to motivate our students and make learning come to life. A strong sense of school community is fostered through events such as our Character Parade, Read Across America, and the "Polar Express" trip. Staff and students work hard to shape a positive school culture where all students can thrive.☐

Phillip W. Jackson, Principal Mike Skinner, School Improvement Council Chair

Abbreviations Key

N/A-Not Applicable

N/AV-Not Available

N/C-Not Collected

N/R-Not Reported

I/S-Insufficient Sample

TBD-To Be Determined