



SC Annual School Report Card Summary

Pocalla Springs Elementary School
SUMTER

Grades: PK-5

Enrollment: 889

Principal: Dr. Laura M. Brown

Superintendent: J. Frank Baker

Board Chair: E. Keith Schultz

PERFORMANCE

Comprehensive detail, including definitions of ratings, performance criteria, and explanations of status, is available on www.ed.sc.gov and www.eoc.sc.gov as well as school and school district websites. Printed versions are available from school districts upon request.

YEAR	ABSOLUTE RATING	GROWTH RATING	PALMETTO GOLD AND SILVER AWARD		ESEA/FEDERAL ACCOUNTABILITY RATING SYSTEM	
			General Performance	Closing the Gap	ESEA Grade	Accountability Indicator
2014	Average	Average	TBD	TBD	C	N/A
2013	Average	Average	N/A	N/A	C	N/A
2012	Average	Average	N/A	N/A	A	N/A

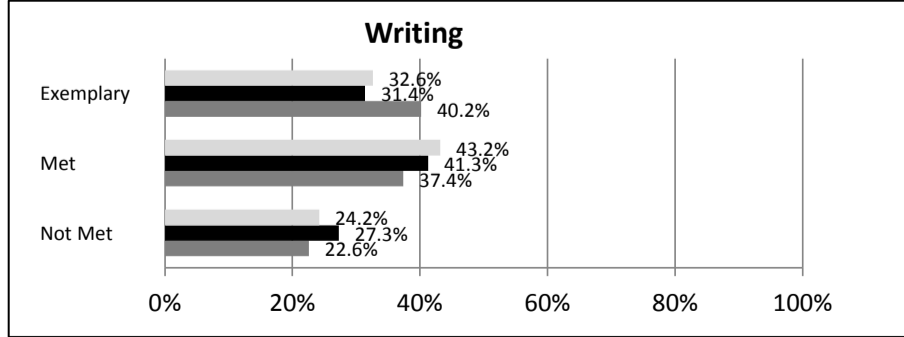
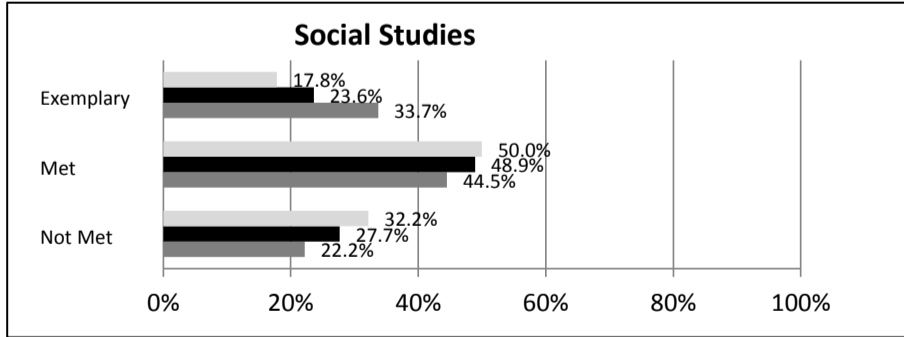
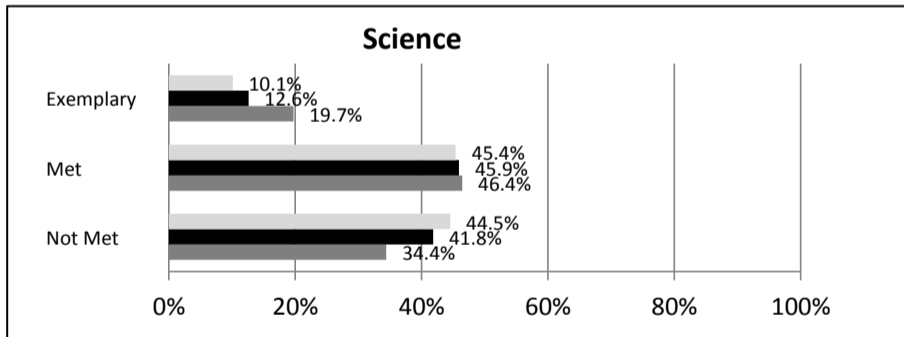
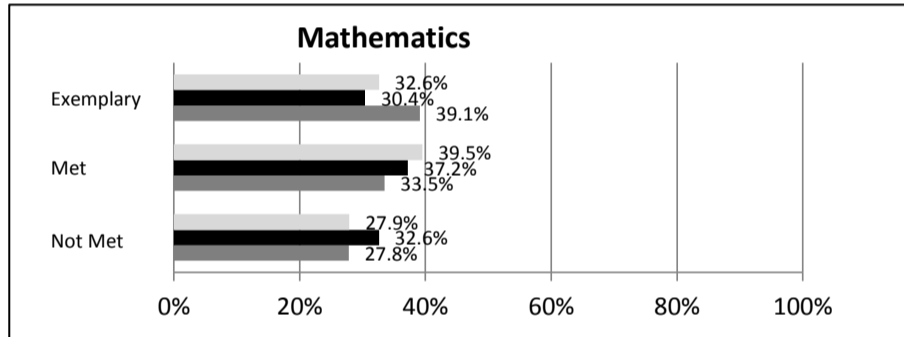
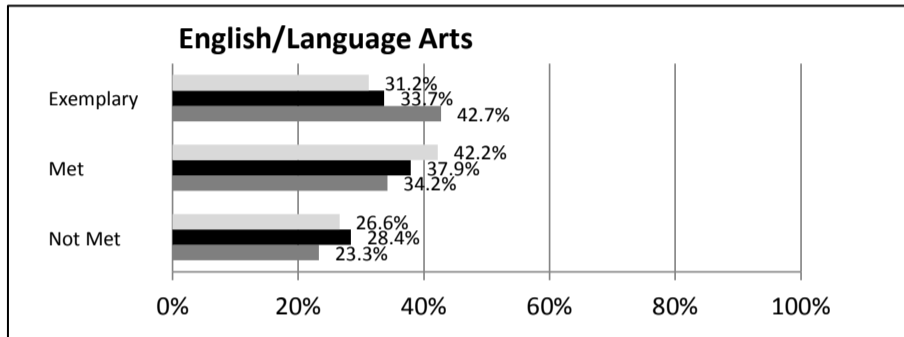
ABSOLUTE RATINGS OF ELEMENTARY SCHOOLS WITH STUDENTS LIKE OURS*

EXCELLENT	GOOD	AVERAGE	BELOW AVERAGE	AT-RISK
11	15	113	9	1

* Ratings are calculated with data available by 04/27/2015. Schools with Students Like Ours are Elementary Schools with Poverty Indices of no more than 5% above or below the index for this school.


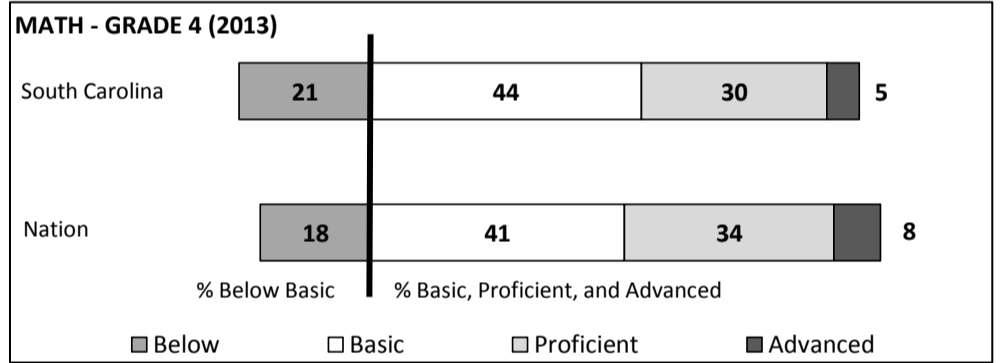
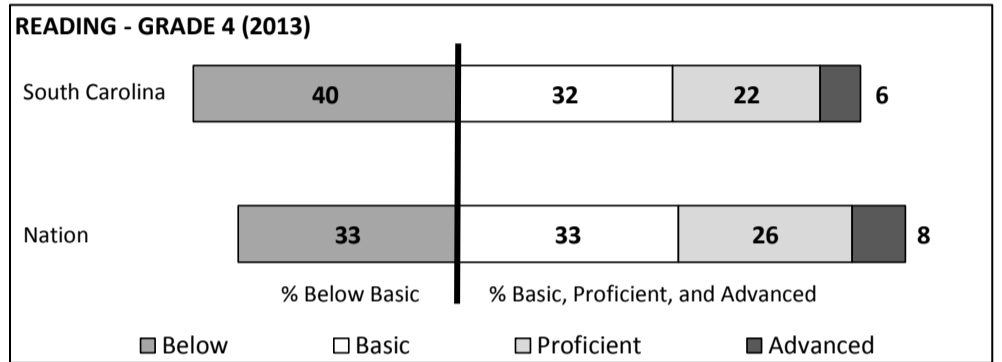
SC PASS PERFORMANCE

Our School Elementary Schools with Students Like Ours Elem Schools Statewide



NAEP*

*Performance reported for SC and nation, data not available at school level. Percentages at NAEP Achievement Levels.



SC PERFORMANCE VISION

By 2020 all students will graduate with the knowledge and skills necessary to compete successfully in the global economy, participate in a democratic society and contribute positively as members of families and communities.

Abbreviations Key

N/A-Not Applicable

N/AV-Not Available

N/C-Not Collected

N/R-Not Reported

I/S-Insufficient Sample

TBD-To Be Determined

**Pocalla Springs Elementary School
SUMTER**

SCHOOL PROFILE

	Our School	Change from Last Year	Elementary Schools with Students Like Ours	Median Elementary Schools
Students (n = 889)				
Retention rate	1.8%	Up from 0.6%	1.4%	1.0%
Attendance rate	94.4%	Down from 94.7%	96.1%	96.5%
Served by gifted and talented program	3.5%	Down from 3.6%	4.8%	7.3%
With disabilities	10.8%	No change	13.7%	12.5%
Older than usual for grade	4.1%	Down from 5.1%	2.3%	1.8%
Out-of-school suspensions or expulsions for violent and/or criminal offenses	0.0%	No change	0.0%	0.0%
Teachers (n = 50)				
Teachers with advanced degrees	54.0%	Up from 53.8%	60.0%	62.3%
Continuing contract teachers	86.0%	Down from 92.3%	80.0%	81.2%
Teachers returning from previous year	91.3%	Up from 90.3%	87.4%	88.4%
Teacher attendance rate	93.8%	Down from 94.5%	95.2%	95.3%
Average teacher salary*	\$45,960	Up 7.5%	\$47,227	\$47,902
Classes not taught by highly qualified teachers	2.1%	Down from 7.1%	0.0%	0.0%
Professional development days/teacher	13.2 days	Up from 12.5 days	11.0 days	10.9 days
School				
Principal's years at school	3.0	Up from 2.0	4.0	4.0
Student-teacher ratio in core subjects	23.0 to 1	Up from 22.4 to 1	19.3 to 1	19.9 to 1
Prime instructional time	87.1%	Down from 88.3%	90.0%	90.7%
Opportunities in the arts	Good	No change	Good	Good
SACS accreditation	Yes	No change	Yes	Yes
Parents attending conferences	100.0%	No change	100.0%	100.0%
Character development program	Excellent	No change	Excellent	Excellent
Dollars spent per pupil**	\$6,342	Up 9.0%	\$8,000	\$7,680
Percent of expenditures for instruction**	61.3%	Down from 62.0%	65.7%	66.8%
Percent of expenditures for teacher salaries**	60.7%	Down from 61.0%	64.8%	66.0%
ESEA composite index score	77.1	Up from 75.6	79.5	85.7

* Length of contract = 185+ days.

**Prior year audited financial data available.

EVALUATION RESULTS

	Teachers	Students*	Parents*
Number of surveys returned	48	115	56
Percent satisfied with learning environment	89.6%	85.3%	94.6%
Percent satisfied with social and physical environment	91.8%	84.6%	91.0%
Percent satisfied with school-home relations	62.0%	85.4%	74.1%

*Only students at the highest elementary school grade level at this school and their parents were included.

Comprehensive detail, including definitions of ratings, performance criteria, and explanations of status, is available on www.ed.sc.gov and www.eoc.sc.gov as well as school and school district websites.

Printed versions are available from school districts upon request.

REPORT OF PRINCIPAL AND SCHOOL IMPROVEMENT COUNCIL

Dear Parents and Guardians,

☐

This has been an exciting year at Pocalla Springs Elementary. We have participated in many initiatives and have earned several recognitions. We are able to accomplish these things because at Pocalla Springs Elementary, we Aim for Success!

☐

Pocalla Springs aims for success by being a school where students are prepared to learn and ready to meet the challenges of each day. We aim to have a school where parents are actively involved and participate in their child's education by attending workshops and special events. We aim for a school where parents encourage school attendance, good homework habits, and excellent behavior. We aim for a safe and supportive environment across the entire day—whether it is on the playground, on the bus, in the hallways, or in the cafeteria.

☐

Pocalla Springs aims for success by utilizing the services of a school-wide curriculum coach to assist the principal in developing professional learning opportunities based on our population and needs. Opportunities include Standards-Based Curriculum Delivery, Student Assistance, Response to Intervention, Test Analysis, Explicit Direct Instruction, Brain Research, and Technology-based Learning.

☐

Pocalla Springs aims for success by contributing to and caring for the community. Service Learning initiatives include Shower Shaw with Cookies, Career Fair, and other projects to beautify the environment and raise awareness. Our philanthropic effort has been mainly geared toward the American Cancer Society and Relay for Life, but we have also made significant donations to St. Jude Children's Research Hospital and Jump Rope for Heart.

☐

Thank you for working with us and for giving us the opportunity to serve your child.

☐

☐

Donna Johnston, Chairman School Improvement Council

☐

Dr. Laura M. Brown, Principal

Abbreviations Key

N/A-Not Applicable

N/AV-Not Available

N/C-Not Collected

N/R-Not Reported

I/S-Insufficient Sample

TBD-To Be Determined