



# SC Annual School Report Card Summary

**Alice Drive Elementary School**  
**SUMTER**  
**Grades: PK-5**      **Enrollment: 736**  
**Principal: Sheree T. Boozer**  
**Superintendent: J. Frank Baker**  
**Board Chair: E. Keith Schultz**

## PERFORMANCE

Comprehensive detail, including definitions of ratings, performance criteria, and explanations of status, is available on [www.ed.sc.gov](http://www.ed.sc.gov) and [www.eoc.sc.gov](http://www.eoc.sc.gov) as well as school and school district websites. Printed versions are available from school districts upon request.

YEAR	ABSOLUTE RATING	GROWTH RATING	PALMETTO GOLD AND SILVER AWARD		ESEA/FEDERAL ACCOUNTABILITY RATING SYSTEM	
			General Performance	Closing the Gap	ESEA Grade	Accountability Indicator
2014	Good	Below Average	TBD	TBD	C	N/A
2013	Good	Average	N/A	N/A	A	N/A
2012	Good	Average	N/A	N/A	C	N/A

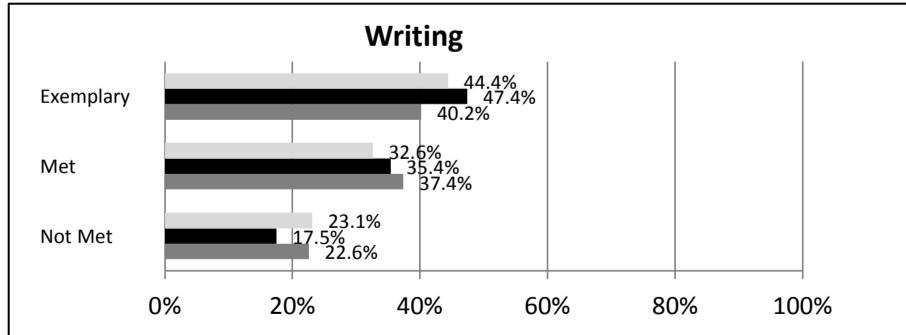
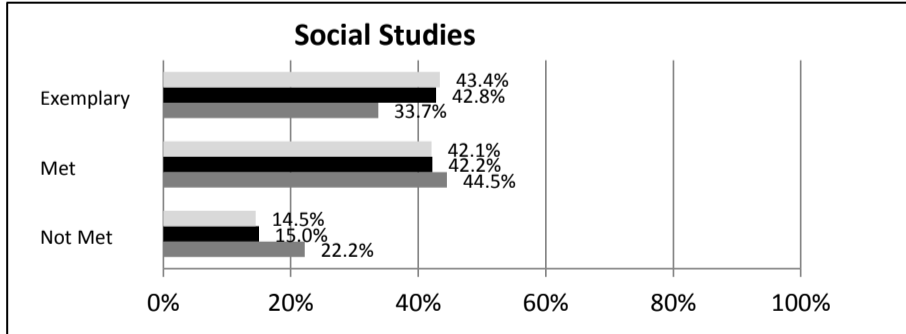
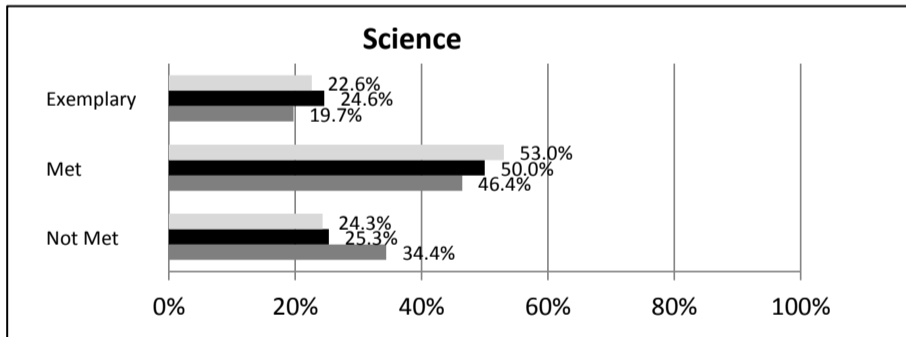
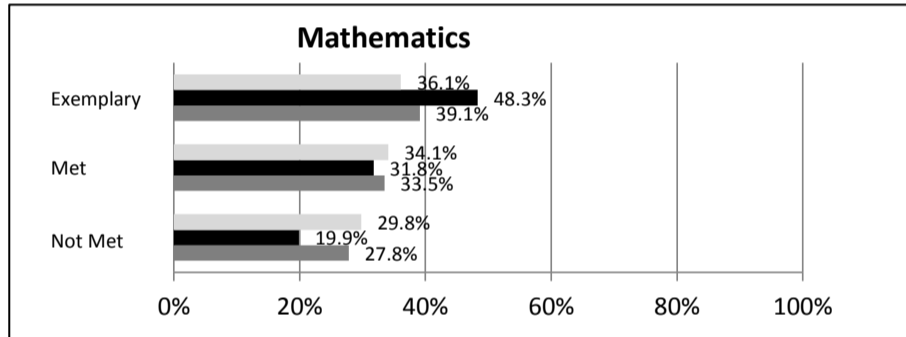
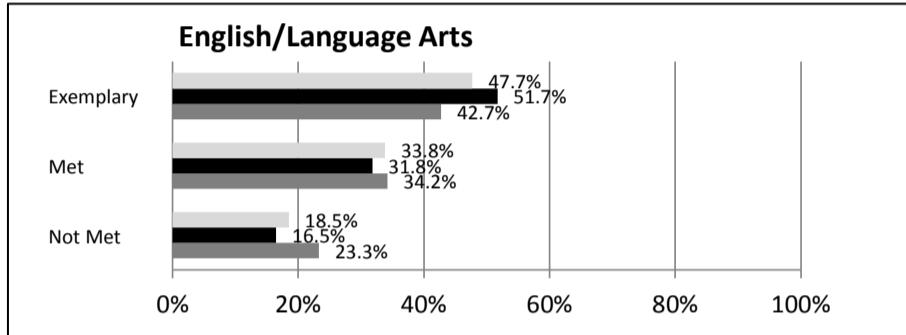
## ABSOLUTE RATINGS OF ELEMENTARY SCHOOLS WITH STUDENTS LIKE OURS\*

EXCELLENT	GOOD	AVERAGE	BELOW AVERAGE	AT-RISK
45	25	6	1	0

\* Ratings are calculated with data available by 04/27/2015. Schools with Students Like Ours are Elementary Schools with Poverty Indices of no more than 5% above or below the index for this school.

## SC PASS PERFORMANCE

Our School      Elementary Schools with Students Like Ours      Elem Schools Statewide



## NAEP\*

\*Performance reported for SC and nation, data not available at school level. Percentages at NAEP Achievement Levels.



**SC PERFORMANCE VISION**  
 By 2020 all students will graduate with the knowledge and skills necessary to compete successfully in the global economy, participate in a democratic society and contribute positively as members of families and communities.

### Abbreviations Key

N/A-Not Applicable      N/AV-Not Available      N/C-Not Collected      N/R-Not Reported      I/S-Insufficient Sample      TBD-To Be Determined

