



SC Annual School Report Card Summary

Shaw Heights Elementary
SUMTER

Grades: 2-3

Enrollment: 478

Principal: Dr. Melissa Morris

Superintendent: J. Frank Baker

Board Chair: E. Keith Schultz

PERFORMANCE

Comprehensive detail, including definitions of ratings, performance criteria, and explanations of status, is available on www.ed.sc.gov and www.eoc.sc.gov as well as school and school district websites. Printed versions are available from school districts upon request.

YEAR	ABSOLUTE RATING	GROWTH RATING	PALMETTO GOLD AND SILVER AWARD		ESEA/FEDERAL ACCOUNTABILITY RATING SYSTEM	
			General Performance	Closing the Gap	ESEA Grade	Accountability Indicator
2014	Good	At-Risk	TBD	TBD	B	Reward
2013	Good	At-Risk	N/A	N/A	A	Reward
2012	Excellent	Good	GOLD	GOLD	A	Reward

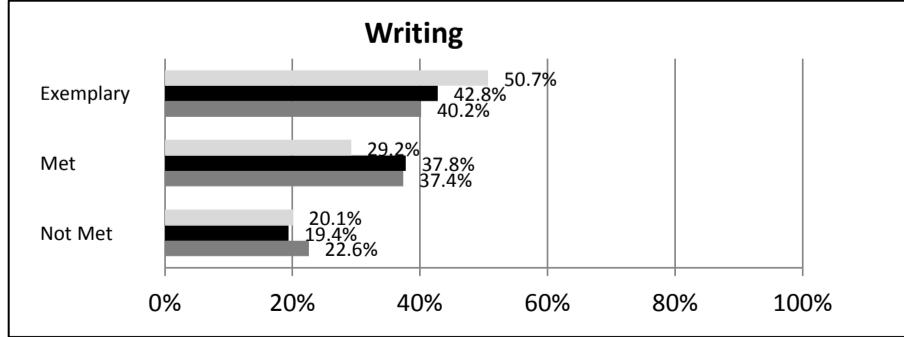
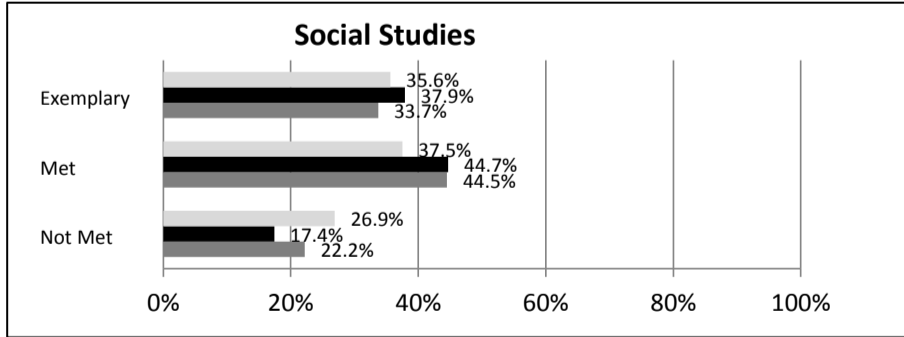
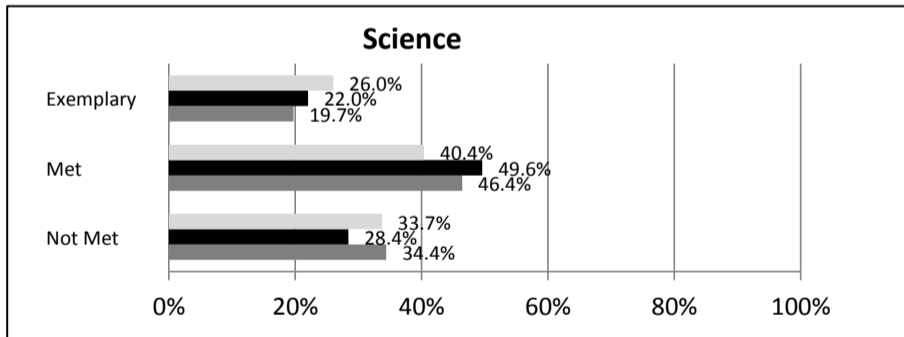
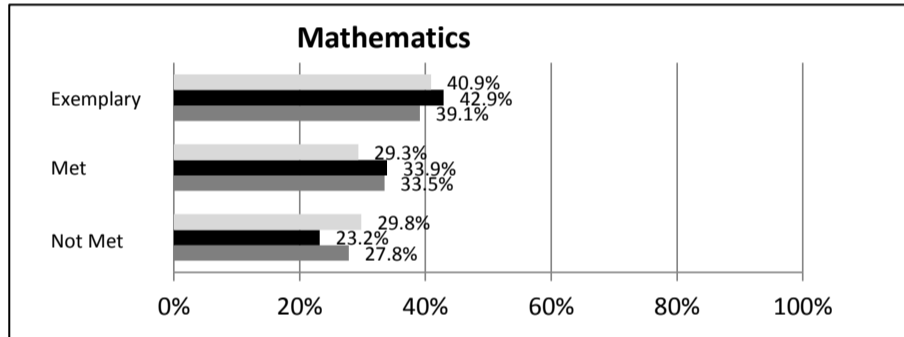
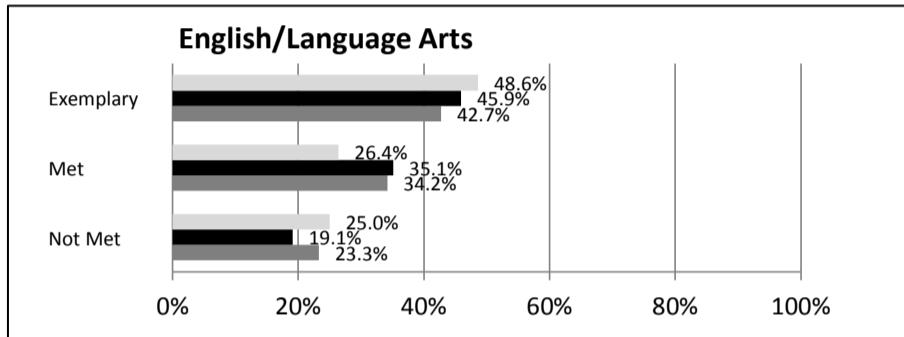
ABSOLUTE RATINGS OF ELEMENTARY SCHOOLS WITH STUDENTS LIKE OURS*

EXCELLENT	GOOD	AVERAGE	BELOW AVERAGE	AT-RISK
40	49	23	2	0

* Ratings are calculated with data available by 04/27/2015. Schools with Students Like Ours are Elementary Schools with Poverty Indices of no more than 5% above or below the index for this school.


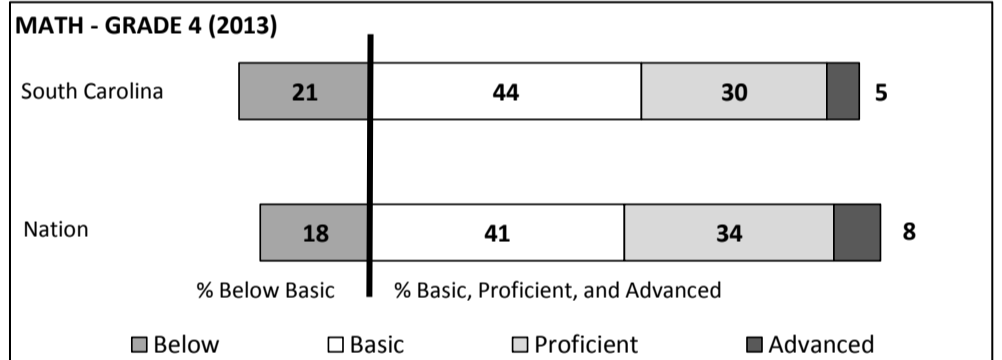
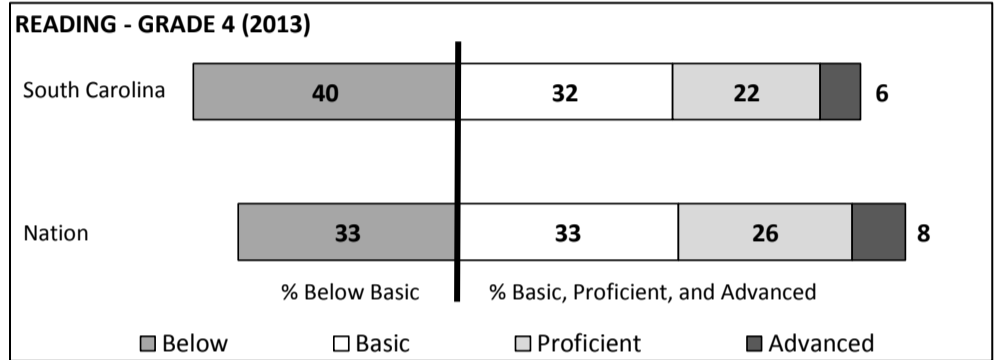
SC PASS PERFORMANCE

Our School Elementary Schools with Students Like Ours Elem Schools Statewide



NAEP*

*Performance reported for SC and nation, data not available at school level. Percentages at NAEP Achievement Levels.



SC PERFORMANCE VISION

By 2020 all students will graduate with the knowledge and skills necessary to compete successfully in the global economy, participate in a democratic society and contribute positively as members of families and communities.

Abbreviations Key

N/A-Not Applicable

N/AV-Not Available

N/C-Not Collected

N/R-Not Reported

I/S-Insufficient Sample

TBD-To Be Determined

**Shaw Heights Elementary
SUMTER**

SCHOOL PROFILE

	Our School	Change from Last Year	Elementary Schools with Students Like Ours	Median Elementary Schools
Students (n = 478)				
Retention rate	2.5%	Up from 2.3%	1.2%	1.0%
Attendance rate	94.9%	Down from 95.6%	96.4%	96.5%
Served by gifted and talented program	5.9%	Up from 5.0%	8.2%	7.3%
With disabilities	11.9%	Up from 9.8%	12.8%	12.5%
Older than usual for grade	5.5%	Up from 3.5%	2.0%	1.8%
Out-of-school suspensions or expulsions for violent and/or criminal offenses	0.0%	No change	0.0%	0.0%
Teachers (n = 28)				
Teachers with advanced degrees	82.1%	Up from 68.0%	62.5%	62.3%
Continuing contract teachers	75.0%	Down from 92.0%	85.5%	81.2%
Teachers returning from previous year	83.3%	Down from 87.9%	90.2%	88.4%
Teacher attendance rate	96.1%	Up from 95.5%	95.3%	95.3%
Average teacher salary*	\$50,399	Up 4.5%	\$48,788	\$47,902
Classes not taught by highly qualified teachers	14.5%	Up from 0.7%	0.0%	0.0%
Professional development days/teacher	8.1 days	Up from 6.3 days	11.9 days	10.9 days
School				
Principal's years at school	2.0	Up from 1.0	6.0	4.0
Student-teacher ratio in core subjects	23.9 to 1	Up from 23.3 to 1	20.6 to 1	19.9 to 1
Prime instructional time	90.4%	Down from 90.6%	90.5%	90.7%
Opportunities in the arts	Good	No change	Good	Good
SACS accreditation	Yes	No change	Yes	Yes
Parents attending conferences	99.2%	Down from 100.0%	100.0%	100.0%
Character development program	Excellent	No change	Excellent	Excellent
Dollars spent per pupil**	\$6,715	Up 31.8%	\$7,288	\$7,680
Percent of expenditures for instruction**	58.4%	Down from 59.0%	67.6%	66.8%
Percent of expenditures for teacher salaries**	57.4%	Up from 57.0%	66.9%	66.0%
ESEA composite index score	88.4	Down from 95.8	89.3	85.7

* Length of contract = 185+ days.

**Prior year audited financial data available.

EVALUATION RESULTS

	Teachers	Students*	Parents*
Number of surveys returned	14	214	100
Percent satisfied with learning environment	100.0%	86.9%	84.0%
Percent satisfied with social and physical environment	100.0%	88.8%	87.7%
Percent satisfied with school-home relations	92.9%	86.6%	68.4%

*Only students at the highest elementary school grade level at this school and their parents were included.

Comprehensive detail, including definitions of ratings, performance criteria, and explanations of status, is available on www.ed.sc.gov and www.eoc.sc.gov as well as school and school district websites.

Printed versions are available from school districts upon request.

REPORT OF PRINCIPAL AND SCHOOL IMPROVEMENT COUNCIL

Shaw Heights Elementary is a public Title I school located on Shaw Air Force Base. Our school serves both military and non-military families. We strive to create a warm, nurturing environment for our students to excel and achieve in all areas. Many parent involvement opportunities are implemented throughout the school year. Teachers work collaboratively with the parents to ensure that all children have a positive learning experience. Our School Improvement Council has made a commitment to provide support for the school's mission and performance goals, and to encourage the involvement of the community. ☒

☒ Shaw Heights Elementary experienced success with our students earning an A grade on the Federal Accountability Rating System in 2013. Our test scores on the PASS earned our school the honor of the Palmetto Gold Award in 2011 and 2012. Teachers, students, faculty, parents, and community members shared in the celebrations of our success. Some of the steps taken to ensure our students are achieving at a high level include correlating our curriculum with the state standards, participating in on-going professional development, intervention in reading and math, inclusion challenge classes, educational software programs, and a variety of parent involvement activities. We also involve our students in community service projects such as March of Dimes, Salvation Army Canned food drive, choir performances in the community, Christmas Cards for Shaw, and Relay for life. ☒

☒ Shaw Heights Elementary faculty and staff are dedicated to the mission of educating all children to their highest potential. We will all continue to focus on appropriate academic planning and instruction to improve the achievement of each child attending our school.☒

Mrs. Melissa Porter, SIC Chairperson Dr. Melissa Morris, Principal

Abbreviations Key

N/A-Not Applicable

N/AV-Not Available

N/C-Not Collected

N/R-Not Reported

I/S-Insufficient Sample

TBD-To Be Determined