



SC Annual School Report Card Summary

Manchester Elementary School
SUMTER
Grades: PK-5 Enrollment: 468
Principal: Dr. Joan Tye
Superintendent: J. Frank Baker
Board Chair: E. Keith Schultz

PERFORMANCE

Comprehensive detail, including definitions of ratings, performance criteria, and explanations of status, is available on www.ed.sc.gov and www.eoc.sc.gov as well as school and school district websites. Printed versions are available from school districts upon request.

YEAR	ABSOLUTE RATING	GROWTH RATING	PALMETTO GOLD AND SILVER AWARD		ESEA/FEDERAL ACCOUNTABILITY RATING SYSTEM	
			General Performance	Closing the Gap	ESEA Grade	Accountability Indicator
2014	Average	At-Risk	TBD	TBD	B	Reward
2013	Average	At-Risk	N/A	N/A	B	Reward
2012	Good	Good	SILVER	N/A	A	Reward

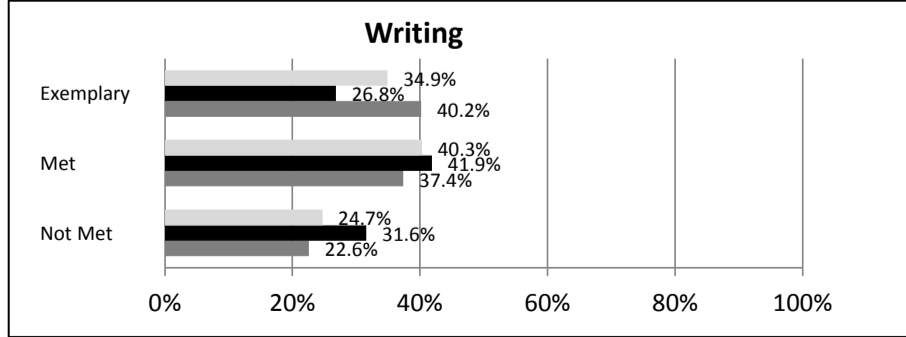
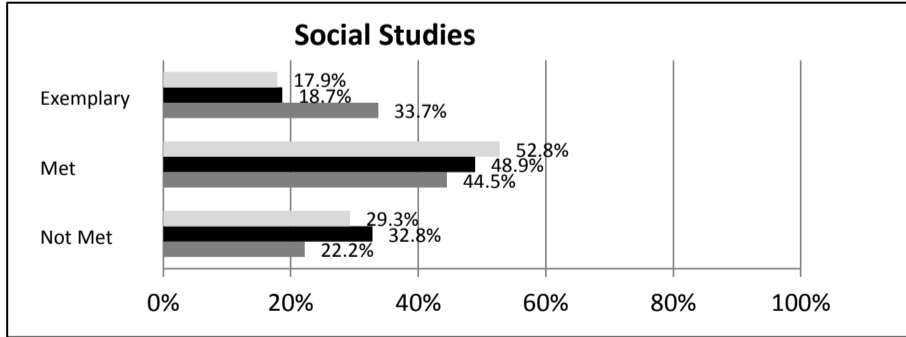
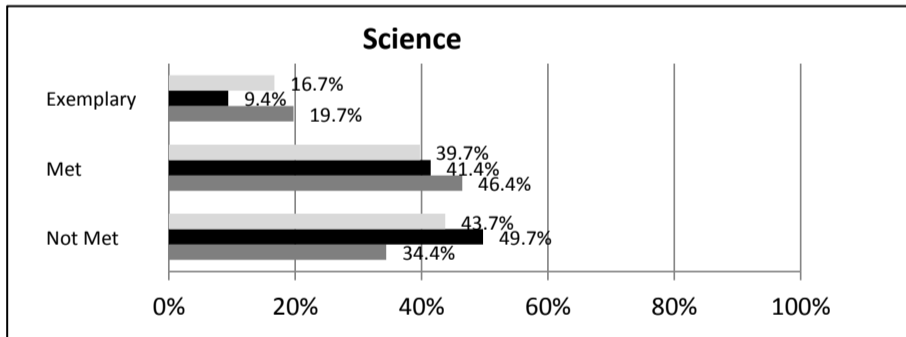
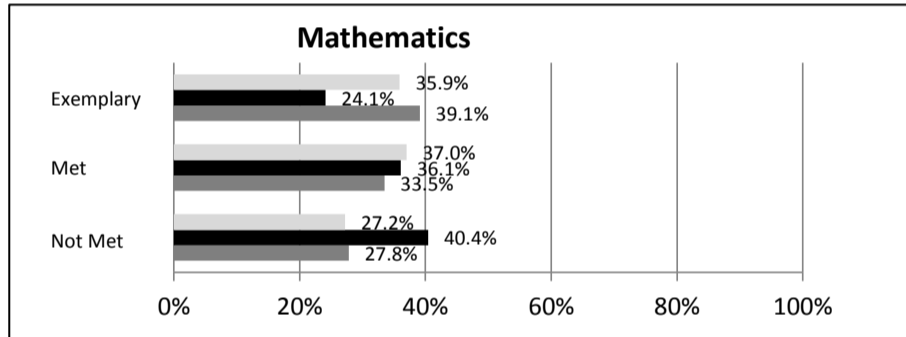
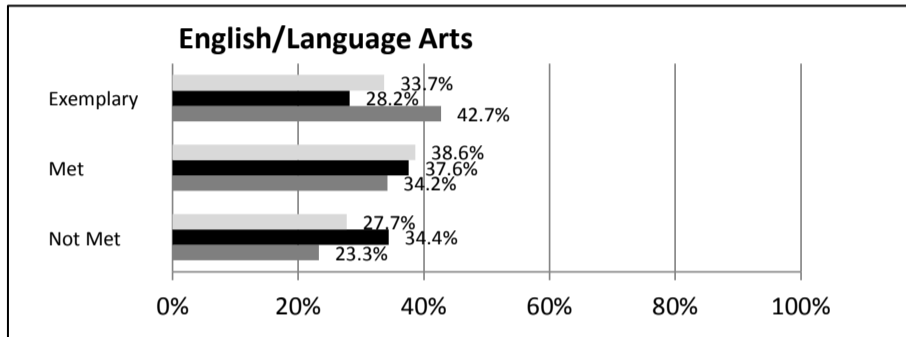
ABSOLUTE RATINGS OF ELEMENTARY SCHOOLS WITH STUDENTS LIKE OURS*

EXCELLENT	GOOD	AVERAGE	BELOW AVERAGE	AT-RISK
4	12	130	44	14

* Ratings are calculated with data available by 04/27/2015. Schools with Students Like Ours are Elementary Schools with Poverty Indices of no more than 5% above or below the index for this school.

SC PASS PERFORMANCE

Our School Elementary Schools with Students Like Ours Elem Schools Statewide



NAEP*

*Performance reported for SC and nation, data not available at school level. Percentages at NAEP Achievement Levels.



SC PERFORMANCE VISION
 By 2020 all students will graduate with the knowledge and skills necessary to compete successfully in the global economy, participate in a democratic society and contribute positively as members of families and communities.

Abbreviations Key

N/A-Not Applicable N/AV-Not Available N/C-Not Collected N/R-Not Reported I/S-Insufficient Sample TBD-To Be Determined

**Manchester Elementary School
SUMTER**

SCHOOL PROFILE

	Our School	Change from Last Year	Elementary Schools with Students Like Ours	Median Elementary Schools
Students (n = 468)				
Retention rate	0.9%	Up from 0.7%	1.6%	1.0%
Attendance rate	93.3%	Down from 94.9%	96.0%	96.5%
Served by gifted and talented program	5.7%	Up from 4.9%	3.3%	7.3%
With disabilities	14.8%	Down from 16.1%	13.7%	12.5%
Older than usual for grade	3.4%	Up from 2.5%	2.7%	1.8%
Out-of-school suspensions or expulsions for violent and/or criminal offenses	0.0%	No change	0.0%	0.0%
Teachers (n = 30)				
Teachers with advanced degrees	56.7%	Down from 64.3%	60.5%	62.3%
Continuing contract teachers	80.0%	Down from 92.9%	75.7%	81.2%
Teachers returning from previous year	86.7%	Down from 88.2%	84.5%	88.4%
Teacher attendance rate	94.6%	Down from 95.2%	95.3%	95.3%
Average teacher salary*	\$44,049	Down 0.9%	\$46,198	\$47,902
Classes not taught by highly qualified teachers	16.7%	Down from 19.1%	0.0%	0.0%
Professional development days/teacher	7.4 days	Up from 6.7 days	10.7 days	10.9 days
School				
Principal's years at school	2.0	Up from 1.0	4.0	4.0
Student-teacher ratio in core subjects	21.1 to 1	Up from 19.1 to 1	18.7 to 1	19.9 to 1
Prime instructional time	87.4%	Down from 89.7%	90.4%	90.7%
Opportunities in the arts	Fair	Down from Good	Good	Good
SACS accreditation	Yes	No change	Yes	Yes
Parents attending conferences	72.9%	Down from 100.0%	100.0%	100.0%
Character development program	Average	Down from Excellent	Excellent	Excellent
Dollars spent per pupil**	\$7,031	Up 6.3%	\$8,208	\$7,680
Percent of expenditures for instruction**	62.5%	Up from 62.0%	65.9%	66.8%
Percent of expenditures for teacher salaries**	61.7%	Up from 61.0%	65.2%	66.0%
ESEA composite index score	88.7	Up from 85.2	72.3	85.7

* Length of contract = 185+ days.

**Prior year audited financial data available.

EVALUATION RESULTS

	Teachers	Students*	Parents*
Number of surveys returned	30	59	26
Percent satisfied with learning environment	96.7%	86.4%	80.8%
Percent satisfied with social and physical environment	100.0%	86.6%	80.0%
Percent satisfied with school-home relations	93.3%	91.6%	60.0%

*Only students at the highest elementary school grade level at this school and their parents were included.

Comprehensive detail, including definitions of ratings, performance criteria, and explanations of status, is available on www.ed.sc.gov and www.eoc.sc.gov as well as school and school district websites.

Printed versions are available from school districts upon request.

REPORT OF PRINCIPAL AND SCHOOL IMPROVEMENT COUNCIL

Dear Parents and Guardians,

☐

Each year the School Renewal Planning Team and The Title I Advisory Council meet to discuss test data, and other documents to aide in the compilation of the School Renewal Plan. Our School Improvement Council is actively committed to Manchester's mission and performance goals. When the school environment is positive, and when parents are involved in their children's education, students benefit academically. True to our motto: Manchester is growing readers, writers, and thinkers.☐

☐

Manchester is growing readers and writers who are prepared to learn and meet the challenges of each day. We strive to have a school where parents are actively involved and participate in their child's education by attending workshops and special events.☐

☐

Manchester strives to grow thinkers. Therefore, our teachers provide students with critical thinking skills and problem solving activities. Test data is used to focus on programs that will help to increase student achievement by remediating weak areas.

We proudly offer a computer lab program, adult GED classes, a variety of parenting workshops, after school tutoring programs, student assistance programs, and academic intervention programs.☐

☐

Manchester works to develop good citizenship by contributing to and caring for the community. Manchester is proud to be a Positive Behavior Intervention and Support (PBIS) school and we implement OLWEUS Anti-Bullying strategies.☐

☐

Our students learn by serving others through service learning initiatives such as My Community and Me, Shower Shaw with Cookies, Career Fair, and the SPCA animal fund. Our philanthropic efforts include the American Cancer Society, Relay for Life, Pennies for Patients, and the American Heart Association.☐

☐

We will continue to utilize research, involve our parents and community members, and focus on appropriate academic planning and instruction to improve the achievement of each child attending Manchester Elementary. As always, the doors of Manchester are always open for students, their parents, and our community. We look forward to your continued support as our school year progresses.☐

☐

Jennifer Nelson, School Improvement Council☐

☐

Joan Tye, Principal

Abbreviations Key

N/A-Not Applicable

N/AV-Not Available

N/C-Not Collected

N/R-Not Reported

I/S-Insufficient Sample

TBD-To Be Determined