



SC Annual School Report Card Summary

High Hills Elementary School
SUMTER
Grades: 4-5 Enrollment: 492
Principal: Dr. Maggie J. Wright
Superintendent: J. Frank Baker
Board Chair: E. Keith Schultz

PERFORMANCE

Comprehensive detail, including definitions of ratings, performance criteria, and explanations of status, is available on www.ed.sc.gov and www.eoc.sc.gov as well as school and school district websites. Printed versions are available from school districts upon request.

YEAR	ABSOLUTE RATING	GROWTH RATING	PALMETTO GOLD AND SILVER AWARD		ESEA/FEDERAL ACCOUNTABILITY RATING SYSTEM	
			General Performance	Closing the Gap	ESEA Grade	Accountability Indicator
2014	Average	Below Average	TBD	TBD	B	Reward
2013	Average	Below Average	N/A	N/A	B	Reward
2012	Good	Good	SILVER	SILVER	A	Reward

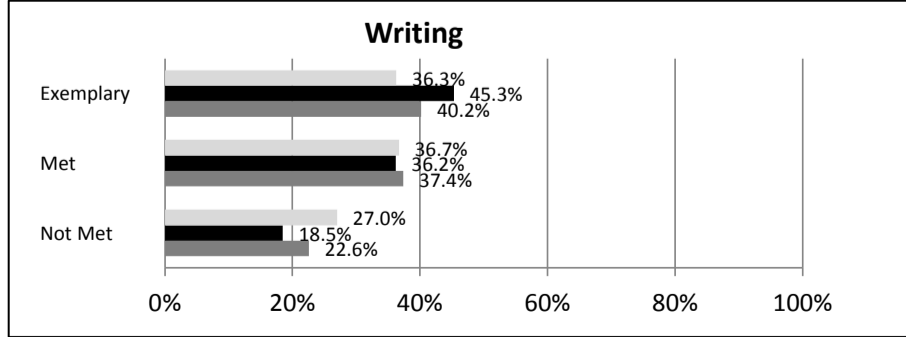
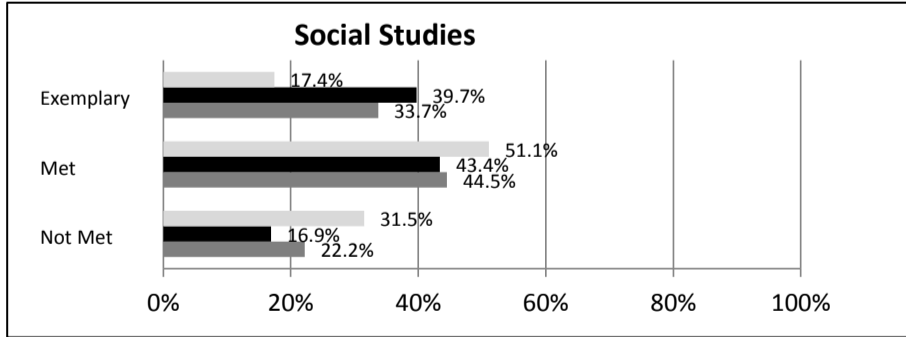
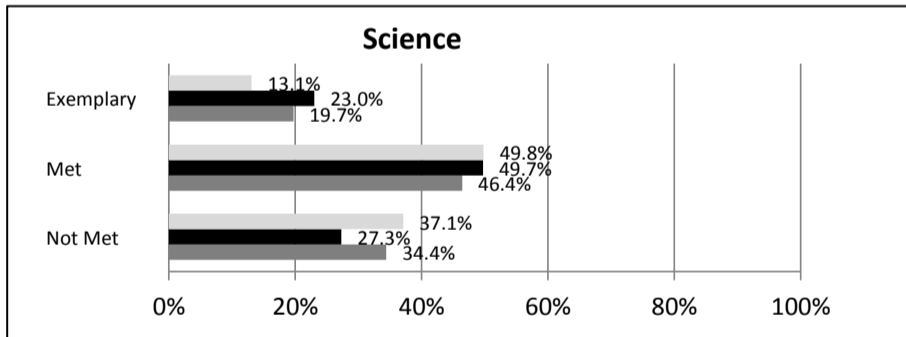
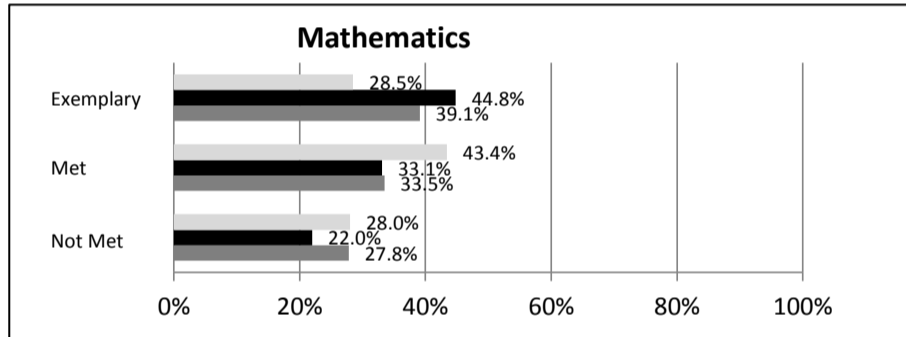
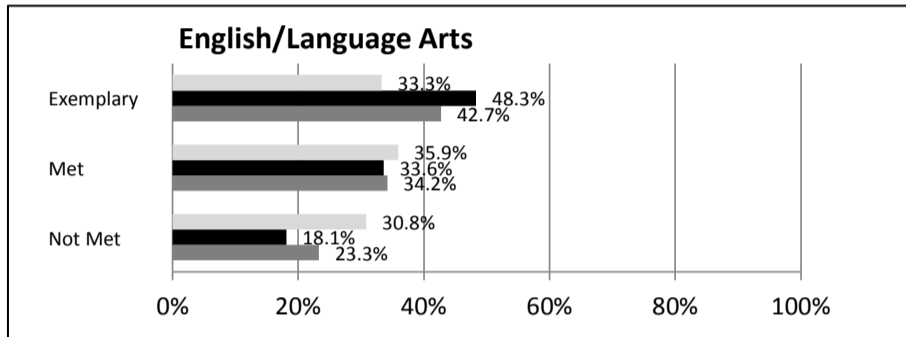
ABSOLUTE RATINGS OF ELEMENTARY SCHOOLS WITH STUDENTS LIKE OURS*

EXCELLENT	GOOD	AVERAGE	BELOW AVERAGE	AT-RISK
45	37	16	1	0

* Ratings are calculated with data available by 04/27/2015. Schools with Students Like Ours are Elementary Schools with Poverty Indices of no more than 5% above or below the index for this school.

SC PASS PERFORMANCE

Our School Elementary Schools with Students Like Ours Elem Schools Statewide



NAEP*

*Performance reported for SC and nation, data not available at school level. Percentages at NAEP Achievement Levels.



SC PERFORMANCE VISION
 By 2020 all students will graduate with the knowledge and skills necessary to compete successfully in the global economy, participate in a democratic society and contribute positively as members of families and communities.

Abbreviations Key

N/A-Not Applicable N/AV-Not Available N/C-Not Collected N/R-Not Reported I/S-Insufficient Sample TBD-To Be Determined

High Hills Elementary School SUMTER

SCHOOL PROFILE

	Our School	Change from Last Year	Elementary Schools with Students Like Ours	Median Elementary Schools
Students (n = 492)				
Retention rate	1.0%	Down from 3.0%	1.0%	1.0%
Attendance rate	94.9%	Down from 96.8%	96.5%	96.5%
Served by gifted and talented program	17.8%	Down from 23.4%	8.9%	7.3%
With disabilities	16.5%	Up from 15.5%	12.5%	12.5%
Older than usual for grade	4.5%	Down from 4.9%	1.8%	1.8%
Out-of-school suspensions or expulsions for violent and/or criminal offenses	0.0%	No change	0.0%	0.0%
Teachers (n = 26)				
Teachers with advanced degrees	53.8%	Up from 51.7%	63.3%	62.3%
Continuing contract teachers	73.1%	Down from 82.8%	85.1%	81.2%
Teachers returning from previous year	73.9%	Down from 80.2%	90.2%	88.4%
Teacher attendance rate	91.3%	Down from 94.3%	95.3%	95.3%
Average teacher salary*	\$43,877	Up 4.6%	\$49,324	\$47,902
Classes not taught by highly qualified teachers	2.9%	Down from 3.3%	0.0%	0.0%
Professional development days/teacher	17.6 days	Up from 16.1 days	11.9 days	10.9 days
School				
Principal's years at school	2.0	Up from 1.0	5.5	4.0
Student-teacher ratio in core subjects	24.0 to 1	Up from 20.8 to 1	20.3 to 1	19.9 to 1
Prime instructional time	85.1%	Down from 90.7%	90.5%	90.7%
Opportunities in the arts	Good	No change	Good	Good
SACS accreditation	Yes	No change	Yes	Yes
Parents attending conferences	99.4%	Down from 100.0%	100.0%	100.0%
Character development program	Average	Down from Good	Excellent	Excellent
Dollars spent per pupil**	\$6,423	Up 11.9%	\$7,270	\$7,680
Percent of expenditures for instruction**	58.5%	Up from 58.0%	67.5%	66.8%
Percent of expenditures for teacher salaries**	57.3%	Up from 57.0%	66.8%	66.0%
ESEA composite index score	82.3	Down from 85.2	90.8	85.7

* Length of contract = 185+ days.

**Prior year audited financial data available.

EVALUATION RESULTS

	Teachers	Students*	Parents*
Number of surveys returned	22	210	126
Percent satisfied with learning environment	77.3%	83.8%	85.0%
Percent satisfied with social and physical environment	90.9%	81.3%	84.0%
Percent satisfied with school-home relations	77.3%	83.8%	78.6%

*Only students at the highest elementary school grade level at this school and their parents were included.

Comprehensive detail, including definitions of ratings, performance criteria, and explanations of status, is available on www.ed.sc.gov and www.eoc.sc.gov as well as school and school district websites.

Printed versions are available from school districts upon request.

REPORT OF PRINCIPAL AND SCHOOL IMPROVEMENT COUNCIL

High Hills Elementary School, a Palmetto Silver Award Recipient, strives to develop lifelong learners while also helping them grow socially and emotionally. High Hills Elementary is also the proud recipient of the Department of Defense Education Activity (DoDEA) grant which provides after school STEM activities to students. Our student enrollment is made up of military dependents from the nearby Shaw Air Force Base, Third US ARMY and students from the surrounding rural community. We have a highly transient population. However, our school and district personnel, parents, community members and students work together effectively to create a positive and inviting learning environment. High Hills Elementary, a Title I school, provides students in grades four and five a great place to learn. ☒

☒

Our teachers continue to use unit plans, which address state standards and provide students with critical thinking skills and problem solving activities. Our dedicated teachers meet weekly to plan instructional activities that correlate to our state standards. Teachers are provided on-going professional development opportunities to enhance instructional strategies. Implementation of the Building Data Team (BDT) has played an intricate part in analyzing data to provide personal learning objectives and goals for our students. We utilize educational research and test data to focus on programs that will help to increase student achievement. ☒

☒

We continue to work closely with the community in various ways. Community volunteers were involved by participating in various school activities such as Principal for a day, SC PASS monitoring, staff appreciation week activities, team building day, and career day. Parent involvement is strongly encouraged and supported. Our family involvement continues to flourish through involvement in activities such as serving on school committees, volunteering in the classroom, attending parenting workshops, assisting students with projects, and serving as chaperones for field trips. ☒

☒

Home/school relations were enhanced by way of weekly instructional newsletters, monthly school newsletters, teacher calls/notes, parent portal, homework hotline, eChalk teacher class page, home visits and weekly notices to parents of upcoming events utilizing EduLink. ☒

☒

At High Hills Elementary School, we continue to strive to provide a quality education for our children while creating a lifelong community of learners. We are confident that by the school and community working together, we truly can make a difference for the children whose lives we touch. ☒

☒

Dr. Maggie J. Wright, Principal ☒

☒

Mrs. Bertha King, School Improvement Council, Chairperson

Abbreviations Key

N/A-Not Applicable

N/AV-Not Available

N/C-Not Collected

N/R-Not Reported

I/S-Insufficient Sample

TBD-To Be Determined