



SC Annual School Report Card Summary

Roebuck Elementary School
 SPARTANBURG 6
 Grades: K-5 Enrollment: 733
 Principal: Jennifer H. Faulkner
 Superintendent: Dr. Darryl Owings
 Board Chair: Mr. Lynn Harris, Chairman

PERFORMANCE

Comprehensive detail, including definitions of ratings, performance criteria, and explanations of status, is available on www.ed.sc.gov and www.eoc.sc.gov as well as school and school district websites. Printed versions are available from school districts upon request.

YEAR	ABSOLUTE RATING	GROWTH RATING	PALMETTO GOLD AND SILVER AWARD		ESEA/FEDERAL ACCOUNTABILITY RATING SYSTEM	
			General Performance	Closing the Gap	ESEA Grade	Accountability Indicator
2014	Average	Average	TBD	TBD	B	N/A
2013	Average	Average	N/A	SILVER	C	N/A
2012	Good	Good	SILVER	N/A	A	N/A

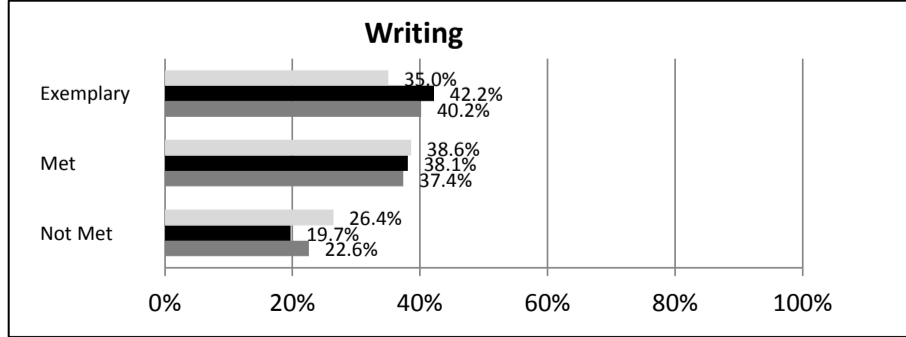
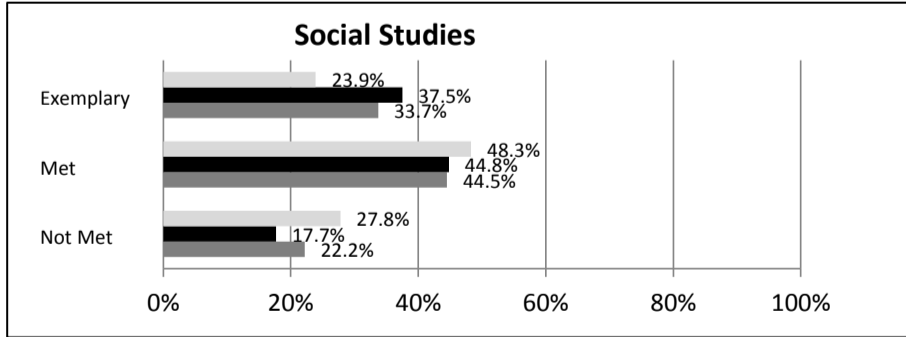
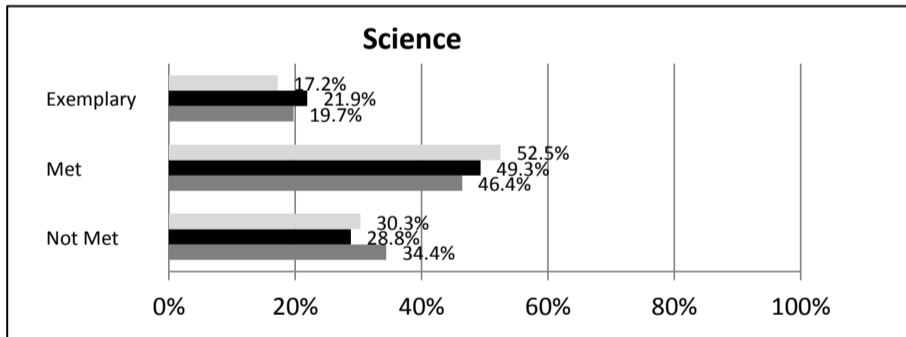
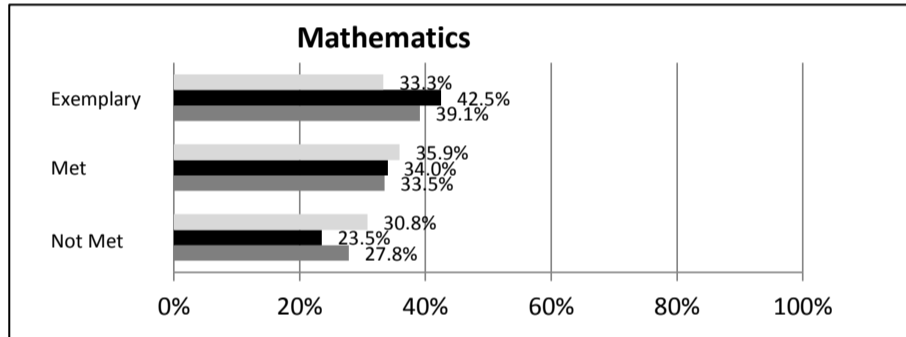
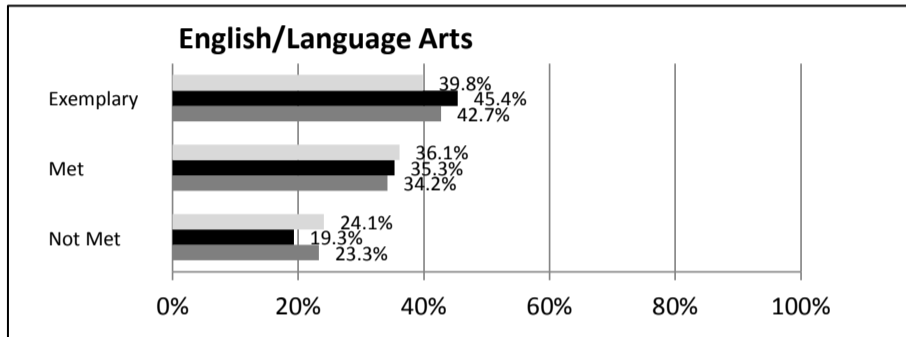
ABSOLUTE RATINGS OF ELEMENTARY SCHOOLS WITH STUDENTS LIKE OURS*

EXCELLENT	GOOD	AVERAGE	BELOW AVERAGE	AT-RISK
38	47	25	2	0

* Ratings are calculated with data available by 04/27/2015. Schools with Students Like Ours are Elementary Schools with Poverty Indices of no more than 5% above or below the index for this school.

SC PASS PERFORMANCE

Our School Elementary Schools with Students Like Ours Elem Schools Statewide



NAEP*

*Performance reported for SC and nation, data not available at school level. Percentages at NAEP Achievement Levels.



SC PERFORMANCE VISION
 By 2020 all students will graduate with the knowledge and skills necessary to compete successfully in the global economy, participate in a democratic society and contribute positively as members of families and communities.

Abbreviations Key

N/A-Not Applicable N/AV-Not Available N/C-Not Collected N/R-Not Reported I/S-Insufficient Sample TBD-To Be Determined

**Roebuck Elementary School
SPARTANBURG 6**

SCHOOL PROFILE

	Our School	Change from Last Year	Elementary Schools with Students Like Ours	Median Elementary Schools
Students (n = 733)				
Retention rate	1.5%	Up from 0.5%	1.2%	1.0%
Attendance rate	96.5%	Down from 97.6%	96.4%	96.5%
Served by gifted and talented program	12.5%	Up from 11.7%	8.3%	7.3%
With disabilities	11.8%	Down from 13.8%	12.9%	12.5%
Older than usual for grade	1.8%	Down from 2.1%	2.1%	1.8%
Out-of-school suspensions or expulsions for violent and/or criminal offenses	0.0%	No change	0.0%	0.0%
Teachers (n = 50)				
Teachers with advanced degrees	70.0%	Down from 75.6%	62.5%	62.3%
Continuing contract teachers	76.0%	Down from 87.8%	85.7%	81.2%
Teachers returning from previous year	91.1%	Down from 91.2%	90.2%	88.4%
Teacher attendance rate	95.7%	Down from 96.3%	95.3%	95.3%
Average teacher salary*	\$47,631	Down 3.6%	\$48,788	\$47,902
Classes not taught by highly qualified teachers	16.1%	Up from 0.0%	0.0%	0.0%
Professional development days/teacher	16.4 days	Up from 2.1 days	11.5 days	10.9 days
School				
Principal's years at school	2.0	Up from 1.0	6.0	4.0
Student-teacher ratio in core subjects	21.0 to 1	N/A	20.6 to 1	19.9 to 1
Prime instructional time	91.1%	Down from 92.9%	90.4%	90.7%
Opportunities in the arts	Good	No change	Good	Good
SACS accreditation	Yes	No change	Yes	Yes
Parents attending conferences	100.0%	No change	100.0%	100.0%
Character development program	Excellent	No change	Excellent	Excellent
Dollars spent per pupil**	\$6,674	Up 4.0%	\$7,288	\$7,680
Percent of expenditures for instruction**	70.9%	Down from 73.0%	67.6%	66.8%
Percent of expenditures for teacher salaries**	70.5%	Up from 70.0%	66.9%	66.0%
ESEA composite index score	81.2	Up from 74.4	89.2	85.7

* Length of contract = 185+ days.

**Prior year audited financial data available.

EVALUATION RESULTS

	Teachers	Students*	Parents*
Number of surveys returned	48	124	57
Percent satisfied with learning environment	95.9%	88.7%	94.8%
Percent satisfied with social and physical environment	98.0%	88.6%	91.1%
Percent satisfied with school-home relations	97.9%	92.7%	82.4%

*Only students at the highest elementary school grade level at this school and their parents were included.

Comprehensive detail, including definitions of ratings, performance criteria, and explanations of status, is available on www.ed.sc.gov and www.eoc.sc.gov as well as school and school district websites.

Printed versions are available from school districts upon request.

REPORT OF PRINCIPAL AND SCHOOL IMPROVEMENT COUNCIL

The Roebuck Elementary School (RES) motto, "RES Leading the Way", is reflective of our commitment to preparing students to be college and career ready. Our mission is to provide innovative educational experiences that encourage students to build confidence, grow interests, and become problem solvers. The faculty and staff at Roebuck believe that children always come first. Our teachers create engaging and challenging learning experiences by focusing on creativity, curiosity, critical thinking, collaboration, and problem solving skills. Through the implementation of best practices, student driven learning, and differentiated instruction, our students continue to grow and experience success. As a result of our excellent academic accomplishments, Roebuck received the Palmetto Silver Award from the S.C. State Department of Education. ☒

☒ In 2013, Roebuck Elementary was one of 44 schools in the United States invited to participate in the Project Lead the Way (PLTW) Launch elementary curriculum pilot program. During this program, students apply science, technology, engineering, and mathematics (STEM) knowledge and skills through inquiry based learning experiences. Students and teachers engage in curriculum aligned with College and Career Ready Standards. Through a series of topic-based modules, students solve problems by utilizing collaboration, analysis, design process, and critical thinking. Our teachers have been trained using an extensive and exclusive PLTW professional development model. During a school visit in February, PLTW affiliate directors were extremely impressed with the outstanding student work, teacher instruction at every grade level, support from our school community, and the overall implementation plan for PLTW at RES. After a successful implementation of the pilot program, RES is proud to be recognized as one of the first Project Lead the Way elementary schools in the nation! ☒

☒ In addition to Roebuck's academic achievements and initiatives, our students have the opportunity to participate in before and after school clubs, including Running Club, Math Explorers, Garden Club, and Early Morning Computer Club. In order to give back to our community, our students participate in many community service projects, including a Student Council sponsored canned food drive, Relay for Life, Jump Rope for Heart, United Way, Mobile Meals and a student sponsored recycling team. Roebuck's success and achievement would not be possible without the support of our outstanding school community. The PTO, SIC, parents, business partners and community members are committed and dedicated to preparing our students for the future. The student energy and engagement, as well as the hard work and dedication of a supportive and well trained faculty & staff, make RES an outstanding place for children! ☒

☒ Dr. Jennifer H. Faulkner, Principal April Parton, SIC Chairperson

Abbreviations Key

N/A-Not Applicable

N/AV-Not Available

N/C-Not Collected

N/R-Not Reported

I/S-Insufficient Sample

TBD-To Be Determined