



# SC Annual School Report Card Summary

Pauline-Glenn Springs Elementary School  
 SPARTANBURG 6  
 Grades: K-5 Enrollment: 472  
 Principal: Jennifer F. Million  
 Superintendent: Dr. Darryl Owings  
 Board Chair: Mr. Lynn Harris, Chairman

## PERFORMANCE

Comprehensive detail, including definitions of ratings, performance criteria, and explanations of status, is available on [www.ed.sc.gov](http://www.ed.sc.gov) and [www.eoc.sc.gov](http://www.eoc.sc.gov) as well as school and school district websites. Printed versions are available from school districts upon request.

YEAR	ABSOLUTE RATING	GROWTH RATING	PALMETTO GOLD AND SILVER AWARD		ESEA/FEDERAL ACCOUNTABILITY RATING SYSTEM	
			General Performance	Closing the Gap	ESEA Grade	Accountability Indicator
2014	Excellent	Average	TBD	TBD	A	N/A
2013	Good	At-Risk	N/A	N/A	B	N/A
2012	Excellent	Excellent	GOLD	N/A	B	N/A

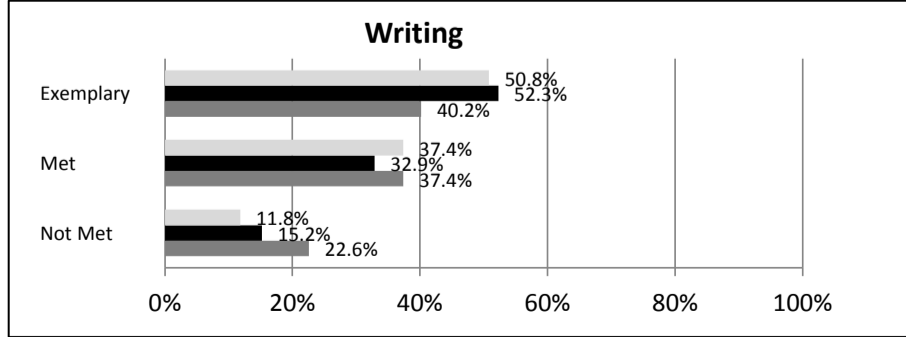
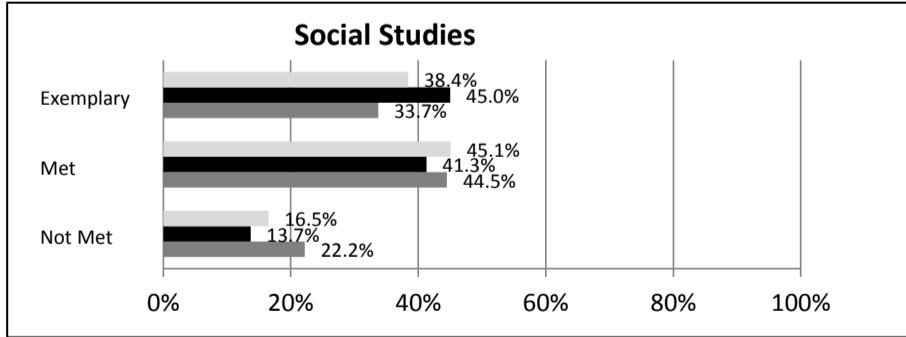
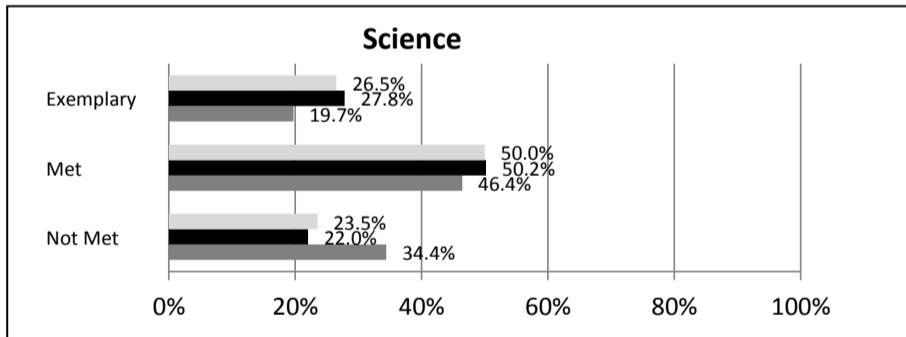
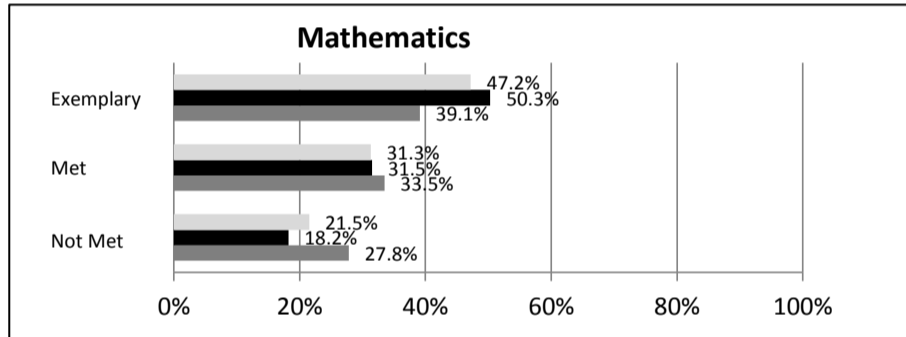
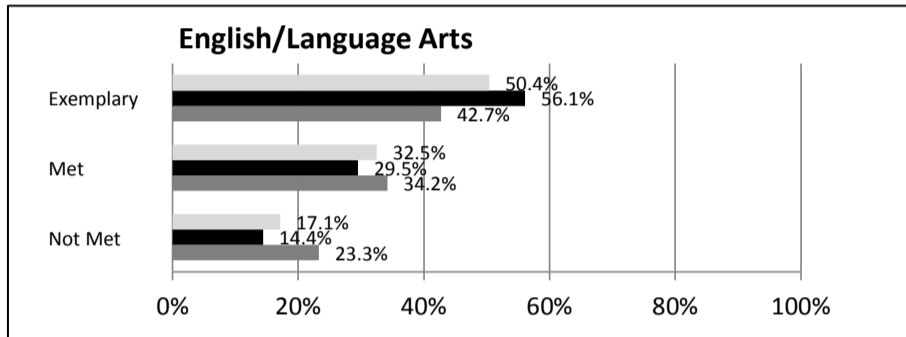
## ABSOLUTE RATINGS OF ELEMENTARY SCHOOLS WITH STUDENTS LIKE OURS\*

EXCELLENT	GOOD	AVERAGE	BELOW AVERAGE	AT-RISK
41	8	1	1	0

\* Ratings are calculated with data available by 04/27/2015. Schools with Students Like Ours are Elementary Schools with Poverty Indices of no more than 5% above or below the index for this school.

## SC PASS PERFORMANCE

Our School Elementary Schools with Students Like Ours Elem Schools Statewide



## NAEP\*

\*Performance reported for SC and nation, data not available at school level. Percentages at NAEP Achievement Levels.



**SC PERFORMANCE VISION**  
 By 2020 all students will graduate with the knowledge and skills necessary to compete successfully in the global economy, participate in a democratic society and contribute positively as members of families and communities.

### Abbreviations Key

N/A-Not Applicable    N/AV-Not Available    N/C-Not Collected    N/R-Not Reported    I/S-Insufficient Sample    TBD-To Be Determined

**Pauline-Glenn Springs Elementary School  
SPARTANBURG 6**

**SCHOOL PROFILE**

	Our School	Change from Last Year	Elementary Schools with Students Like Ours	Median Elementary Schools
<b>Students (n = 472)</b>				
Retention rate	0.2%	No change	0.8%	1.0%
Attendance rate	96.8%	Down from 97.7%	97.0%	96.5%
Served by gifted and talented program	18.4%	Up from 17.2%	11.8%	7.3%
With disabilities	15.1%	Up from 14.6%	10.9%	12.5%
Older than usual for grade	0.4%	Down from 0.8%	1.3%	1.8%
Out-of-school suspensions or expulsions for violent and/or criminal offenses	0.0%	No change	0.0%	0.0%
<b>Teachers (n = 33)</b>				
Teachers with advanced degrees	87.9%	Up from 79.4%	62.7%	62.3%
Continuing contract teachers	90.9%	Down from 94.1%	85.0%	81.2%
Teachers returning from previous year	94.7%	Up from 93.5%	90.3%	88.4%
Teacher attendance rate	93.0%	Down from 95.9%	95.5%	95.3%
Average teacher salary*	\$52,931	Up 1.4%	\$48,493	\$47,902
Classes not taught by highly qualified teachers	0.0%	No change	0.0%	0.0%
Professional development days/teacher	2.3 days	Down from 8.5 days	10.0 days	10.9 days
<b>School</b>				
Principal's years at school	10.0	Up from 9.0	4.0	4.0
Student-teacher ratio in core subjects	N/R	N/A	20.5 to 1	19.9 to 1
Prime instructional time	88.6%	Down from 92.2%	91.0%	90.7%
Opportunities in the arts	Good	No change	Good	Good
SACS accreditation	Yes	No change	Yes	Yes
Parents attending conferences	99.4%	Up from 98.3%	100.0%	100.0%
Character development program	Excellent	No change	Excellent	Excellent
Dollars spent per pupil**	\$7,991	Up 12.0%	\$7,101	\$7,680
Percent of expenditures for instruction**	72.8%	Down from 73.0%	67.4%	66.8%
Percent of expenditures for teacher salaries**	71.0%	No change	66.9%	66.0%
ESEA composite index score	95.8	Up from 84.1	92.6	85.7

\* Length of contract = 185+ days.

\*\*Prior year audited financial data available.

**EVALUATION RESULTS**

	Teachers	Students*	Parents*
Number of surveys returned	27	80	31
Percent satisfied with learning environment	100.0%	88.8%	93.6%
Percent satisfied with social and physical environment	100.0%	89.6%	100.0%
Percent satisfied with school-home relations	100.0%	96.1%	75.0%

\*Only students at the highest elementary school grade level at this school and their parents were included.

Comprehensive detail, including definitions of ratings, performance criteria, and explanations of status, is available on [www.ed.sc.gov](http://www.ed.sc.gov) and [www.eoc.sc.gov](http://www.eoc.sc.gov) as well as school and school district websites.

Printed versions are available from school districts upon request.

**REPORT OF PRINCIPAL AND SCHOOL IMPROVEMENT COUNCIL**

Our motto at Pauline-Glenn Springs Elementary, "Where Dreams Begin," is reflective of our belief that elementary school is the foundation of a child's educational experience. At Pauline-Glenn Springs, we strive to create a warm, supportive, and caring environment where student learning is our chief priority. We pride ourselves on always putting children first. Today's students need the skills and self confidence to succeed as leaders in the 21st Century. They need to be able to communicate clearly, to work as a team, to be self-motivated and to be analytical thinkers. Our students need the organizational and technical skills to compete in a global society. We believe it is our responsibility to develop our young students as leaders by providing them with the skills that will allow them to handle themselves in any given situation.

Leadership is everywhere at Pauline-Glenn Springs Elementary! During the 2013-2014 school year, our students continued participating in "The Leader in Me" program and celebrated many personal and academic accomplishments through leadership days, goal-setting, data notebooks, and student-led conferences. Students are continuing to apply Dr. Steven Covey's 7 Habits of Highly Effective People to their everyday lives.

We continued to implement the Olweus Anti-Bullying Program this year. Students participated in weekly class meetings to discuss concerns and solutions pertaining to bullying. We continued our school-wide recycling program, collecting over \$1200.00 from recycled materials. Student Council and our Student Lighthouse Team led several community service projects, which included a canned food drive for Total Ministries and collecting items for The Spartanburg Humane Society and Good Will. 1,017 canned foods were donated to Total Ministries. We donated over 4,000 items to Good Will, and collected 513 items for the Humane Society. In addition, we raised \$3500.00 during the American Cancer Society's Relay for Life Campaign. Students participated in our annual Jump Rope and Hoops for Heart activities and raised over \$1,000.00 for the American Heart Association.

We appreciate the strong involvement of our PTO, School Improvement Council, parents, volunteers, and business partners. We look forward to the wonderful opportunities that lie ahead for our school as we continue along the path of developing young leaders!

Jennifer F. Million, Principal  
Molly Peake, School Improvement Council Chairman

**Abbreviations Key**

N/A-Not Applicable

N/AV-Not Available

N/C-Not Collected

N/R-Not Reported

I/S-Insufficient Sample

TBD-To Be Determined