



SC Annual School Report Card Summary

Lone Oak Elementary School
 SPARTANBURG 6
 Grades: K-5 Enrollment: 357
 Principal: Keith Burton
 Superintendent: Dr. Darryl Owings
 Board Chair: Mr. Lynn Harris, Chairman

PERFORMANCE

Comprehensive detail, including definitions of ratings, performance criteria, and explanations of status, is available on www.ed.sc.gov and www.eoc.sc.gov as well as school and school district websites. Printed versions are available from school districts upon request.

YEAR	ABSOLUTE RATING	GROWTH RATING	PALMETTO GOLD AND SILVER AWARD		ESEA/FEDERAL ACCOUNTABILITY RATING SYSTEM	
			General Performance	Closing the Gap	ESEA Grade	Accountability Indicator
2014	Average	Below Average	TBD	TBD	C	N/A
2013	Average	Average	N/A	N/A	B	Reward
2012	Average	Average	N/A	N/A	B	Reward

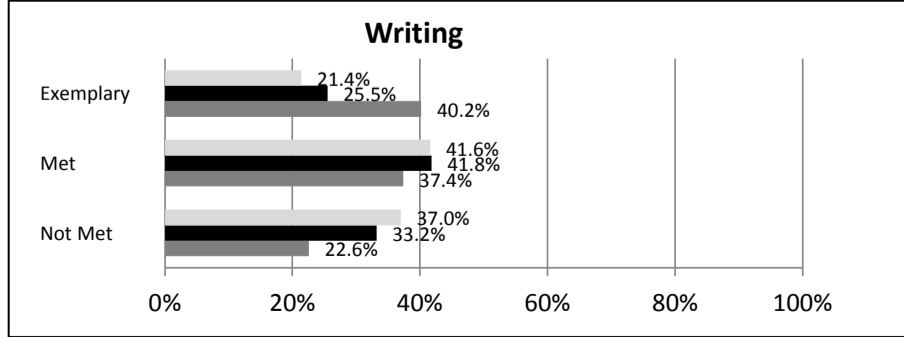
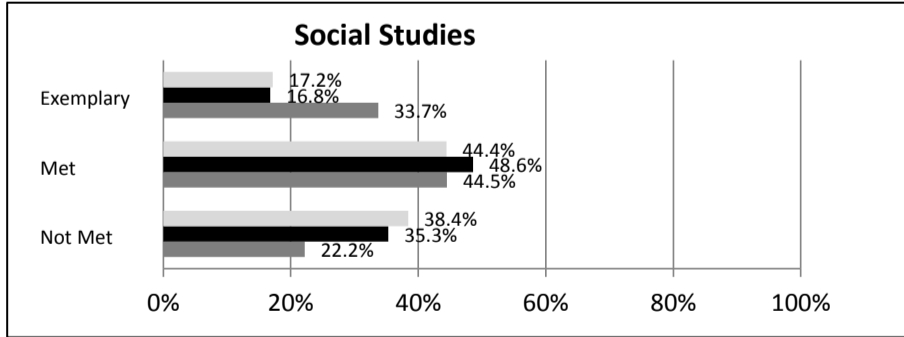
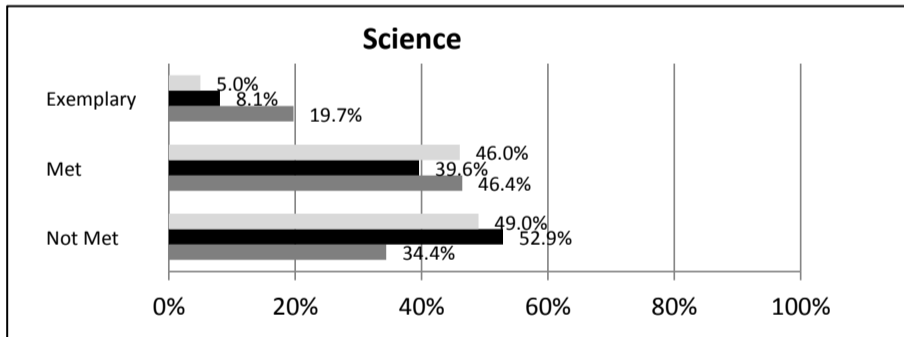
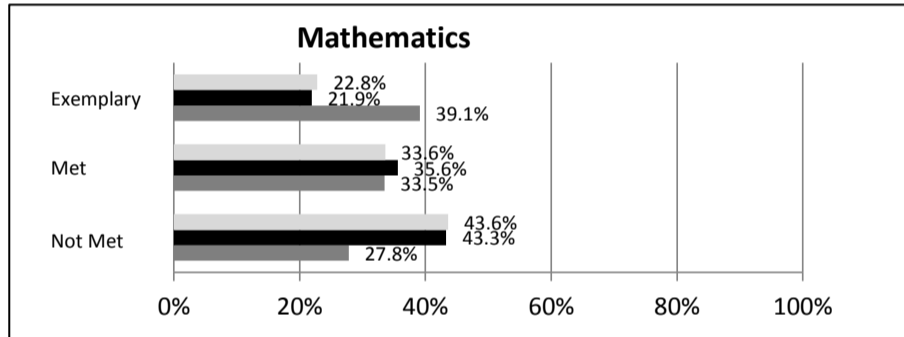
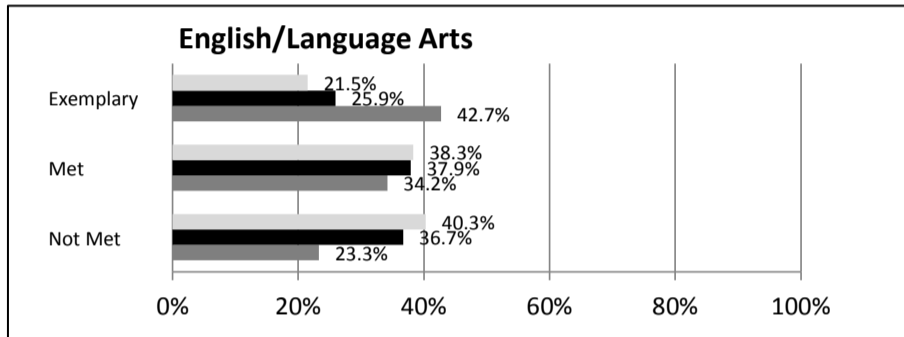
ABSOLUTE RATINGS OF ELEMENTARY SCHOOLS WITH STUDENTS LIKE OURS*

EXCELLENT	GOOD	AVERAGE	BELOW AVERAGE	AT-RISK
1	6	92	46	16

* Ratings are calculated with data available by 04/27/2015. Schools with Students Like Ours are Elementary Schools with Poverty Indices of no more than 5% above or below the index for this school.

SC PASS PERFORMANCE

Our School Elementary Schools with Students Like Ours Elem Schools Statewide



NAEP*

*Performance reported for SC and nation, data not available at school level. Percentages at NAEP Achievement Levels.



SC PERFORMANCE VISION

By 2020 all students will graduate with the knowledge and skills necessary to compete successfully in the global economy, participate in a democratic society and contribute positively as members of families and communities.

Abbreviations Key

N/A-Not Applicable N/AV-Not Available N/C-Not Collected N/R-Not Reported I/S-Insufficient Sample TBD-To Be Determined

**Lone Oak Elementary School
SPARTANBURG 6**

SCHOOL PROFILE

	Our School	Change from Last Year	Elementary Schools with Students Like Ours	Median Elementary Schools
Students (n = 357)				
Retention rate	0.8%	Up from 0.3%	1.6%	1.0%
Attendance rate	95.8%	Down from 97.1%	96.0%	96.5%
Served by gifted and talented program	10.4%	Up from 10.0%	2.5%	7.3%
With disabilities	14.0%	Up from 10.0%	14.2%	12.5%
Older than usual for grade	3.3%	Up from 2.1%	2.9%	1.8%
Out-of-school suspensions or expulsions for violent and/or criminal offenses	0.0%	No change	0.0%	0.0%
Teachers (n = 22)				
Teachers with advanced degrees	68.2%	Up from 66.7%	59.4%	62.3%
Continuing contract teachers	68.2%	Up from 66.7%	73.4%	81.2%
Teachers returning from previous year	84.8%	Down from 85.6%	83.3%	88.4%
Teacher attendance rate	96.9%	Up from 96.4%	95.3%	95.3%
Average teacher salary*	\$45,638	Down 1.7%	\$45,638	\$47,902
Classes not taught by highly qualified teachers	0.7%	Up from 0.0%	0.0%	0.0%
Professional development days/teacher	38.4 days	Up from 16.6 days	10.2 days	10.9 days
School				
Principal's years at school	3.0	Up from 2.0	3.5	4.0
Student-teacher ratio in core subjects	20.4 to 1	Up from 18.3 to 1	18.4 to 1	19.9 to 1
Prime instructional time	91.5%	Down from 92.4%	90.3%	90.7%
Opportunities in the arts	Good	No change	Good	Good
SACS accreditation	Yes	No change	Yes	Yes
Parents attending conferences	95.1%	Down from 98.3%	100.0%	100.0%
Character development program	Excellent	No change	Excellent	Excellent
Dollars spent per pupil**	\$8,870	Up 3.4%	\$8,788	\$7,680
Percent of expenditures for instruction**	67.4%	Down from 71.0%	64.3%	66.8%
Percent of expenditures for teacher salaries**	66.8%	Up from 66.0%	63.8%	66.0%
ESEA composite index score	71.2	Down from 80.9	69.5	85.7

* Length of contract = 185+ days.

**Prior year audited financial data available.

EVALUATION RESULTS

	Teachers	Students*	Parents*
Number of surveys returned	17	46	40
Percent satisfied with learning environment	94.1%	84.7%	97.5%
Percent satisfied with social and physical environment	100.0%	82.6%	94.9%
Percent satisfied with school-home relations	94.5%	93.6%	82.0%

*Only students at the highest elementary school grade level at this school and their parents were included.

Comprehensive detail, including definitions of ratings, performance criteria, and explanations of status, is available on www.ed.sc.gov and www.eoc.sc.gov as well as school and school district websites.

Printed versions are available from school districts upon request.

REPORT OF PRINCIPAL AND SCHOOL IMPROVEMENT COUNCIL

Lone Oak Elementary School is committed to student achievement and instilling pride in work, school, community and self. We embrace cultural diversity, recognize and respect individual differences of our school community. We have four goals designed to promote academic and personal growth for all members of our school community: 1) provide a safe, orderly and healthy school to create a positive learning environment; 2) achieve high levels of academic achievement for all students; 3) provide opportunities for parents and guardians to participate in the education of their children; and 4) partner with community and businesses to create a support and advocacy for our school. These goals are essential for continual growth and belong to all of us. ☒

☒

One of our primary academic initiatives continues to be preparing students to meet and exceed our State's College and Career Readiness Standards. We are working tirelessly to ensure that our students learn these new standards and to make the transition easy for students, teachers, and parents. Students will continue to work towards developing high-level thinking and independent learning skills.☒

☒

We continue to focus on increasing student achievement and engagement in reading, as well as increasing fluency to further develop literacy skills. Teachers increased the amount of time allocated each day for independent reading. Teachers at all grade levels differentiated instruction to teach reading and develop readers. Title I tutors worked closely with teachers to provide additional reading and math support for students. Students participating in the afterschool childcare and extended school year programs received further academic enrichment from certified teachers. We used technology to provide enhanced learning experiences for all students by utilizing Promethean Board technologies as well as mobile devices provided by our District.☒

☒

Implementation of the Olweus Bullying Prevention Program and the addition of our very own School Resource Officer help to make our school a safe and happy place for students to learn and grow. ☒

☒

Students at Lone Oak addressed the needs of others in the learning community by participating in fundraising and collection activities such as The Heavenly Hat Parade, canned food drives, Relay for Life, Jump Rope/Hoops for Heart, and Locks of Love to benefit community organizations. We celebrated physical fitness by initiating a 100 Mile Club and by achieving Gold level partnership status with the Safe Routes to Schools organization. Parents continue to demonstrate their support and enthusiasm for Lone Oak's total school program by attending and participating in our school events.☒

☒

Our outstanding faculty and staff, students, parents and district administration have worked very hard to establish and maintain a positive learning environment that supports, encourages and celebrates student achievement at Lone Oak Elementary School. By working together, we will continue to "Roar with Success and Pride!"

☒

Mr. Keith D. Burton, Principal

Mrs. Jessica Burleson,

SIC Chairperson

Abbreviations Key

N/A-Not Applicable

N/AV-Not Available

N/C-Not Collected

N/R-Not Reported

I/S-Insufficient Sample

TBD-To Be Determined