



SC Annual School Report Card Summary

Hollywood Elementary School
SALUDA
Grades: PK-5 Enrollment: **393**
Principal: Tammie C. Shore
Superintendent: Dr. David M. Mathis
Board Chair: Christy C. Nichols

PERFORMANCE

Comprehensive detail, including definitions of ratings, performance criteria, and explanations of status, is available on www.ed.sc.gov and www.eoc.sc.gov as well as school and school district websites. Printed versions are available from school districts upon request.

YEAR	ABSOLUTE RATING	GROWTH RATING	PALMETTO GOLD AND SILVER AWARD		ESEA/FEDERAL ACCOUNTABILITY RATING SYSTEM	
			General Performance	Closing the Gap	ESEA Grade	Accountability Indicator
2014	Good	Average	TBD	TBD	A	Focus
2013	Good	Below Average	N/A	N/A	A	N/A
2012	Good	Average	N/A	N/A	A	N/A

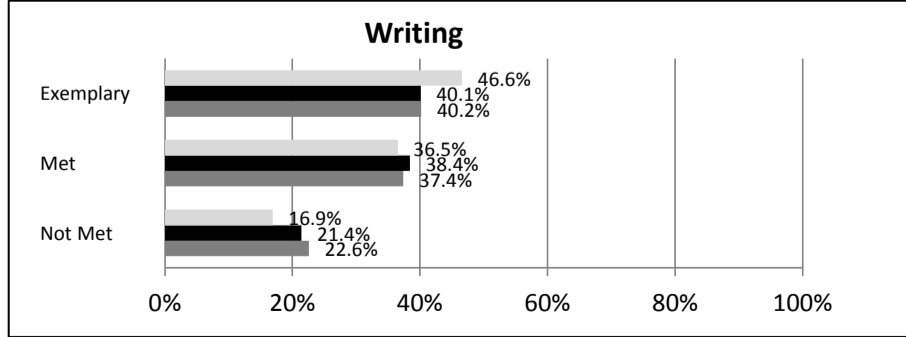
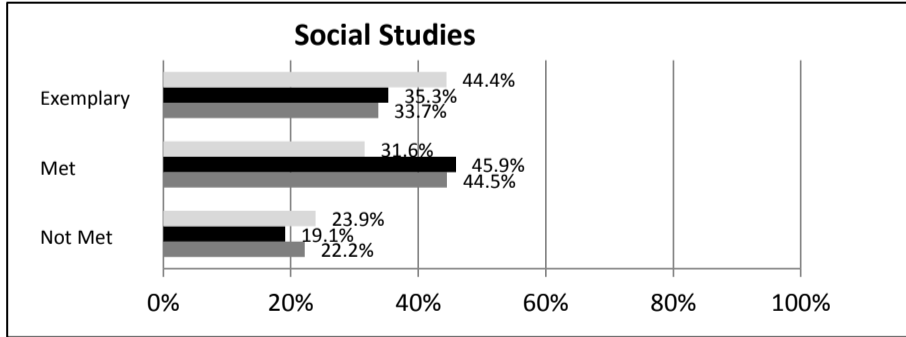
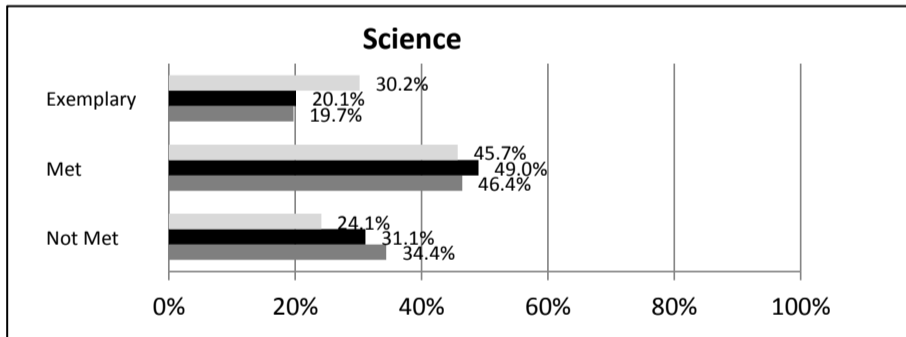
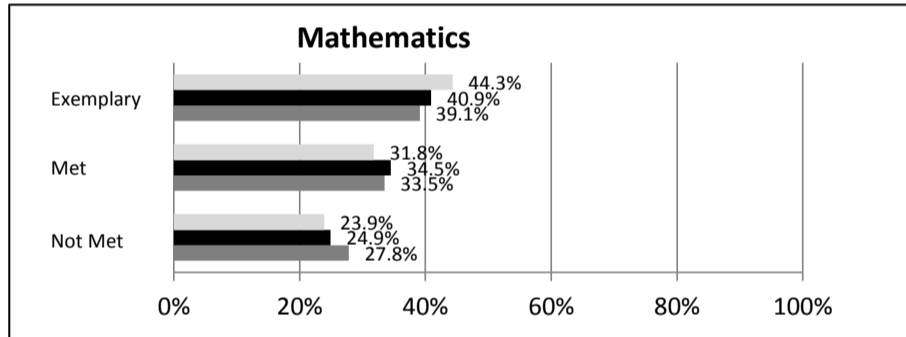
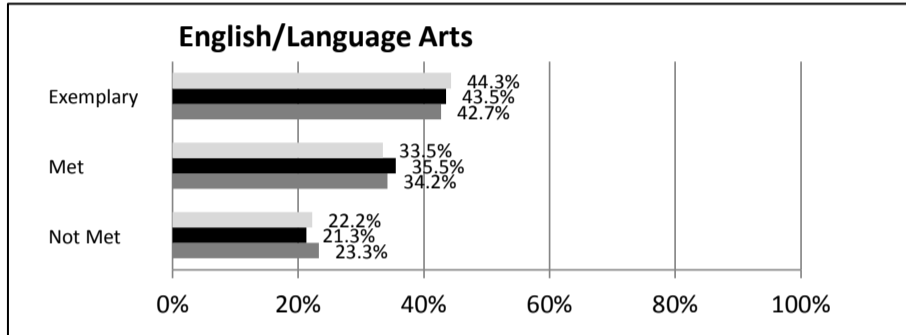
ABSOLUTE RATINGS OF ELEMENTARY SCHOOLS WITH STUDENTS LIKE OURS*

EXCELLENT	GOOD	AVERAGE	BELOW AVERAGE	AT-RISK
31	55	38	2	1

* Ratings are calculated with data available by 04/27/2015. Schools with Students Like Ours are Elementary Schools with Poverty Indices of no more than 5% above or below the index for this school.

SC PASS PERFORMANCE

Our School Elementary Schools with Students Like Ours Elem Schools Statewide



NAEP*

*Performance reported for SC and nation, data not available at school level. Percentages at NAEP Achievement Levels.



SC PERFORMANCE VISION
 By 2020 all students will graduate with the knowledge and skills necessary to compete successfully in the global economy, participate in a democratic society and contribute positively as members of families and communities.

Abbreviations Key

N/A-Not Applicable N/AV-Not Available N/C-Not Collected N/R-Not Reported I/S-Insufficient Sample TBD-To Be Determined

**Hollywood Elementary School
SALUDA**

SCHOOL PROFILE

	Our School	Change from Last Year	Elementary Schools with Students Like Ours	Median Elementary Schools
Students (n = 393)				
Retention rate	3.0%	No change	1.0%	1.0%
Attendance rate	96.9%	Up from 96.0%	96.4%	96.5%
Served by gifted and talented program	6.1%	Up from 4.4%	7.7%	7.3%
With disabilities	14.1%	Up from 11.9%	13.3%	12.5%
Older than usual for grade	3.8%	Up from 3.6%	2.1%	1.8%
Out-of-school suspensions or expulsions for violent and/or criminal offenses	0.0%	No change	0.0%	0.0%
Teachers (n = 25)				
Teachers with advanced degrees	60.0%	Up from 57.7%	60.7%	62.3%
Continuing contract teachers	76.0%	Down from 80.8%	83.8%	81.2%
Teachers returning from previous year	85.0%	Down from 91.6%	89.6%	88.4%
Teacher attendance rate	95.6%	Up from 93.9%	95.4%	95.3%
Average teacher salary*	\$45,372	Down 1.7%	\$48,393	\$47,902
Classes not taught by highly qualified teachers	0.0%	No change	0.0%	0.0%
Professional development days/teacher	12.3 days	Up from 11.1 days	10.1 days	10.9 days
School				
Principal's years at school	12.0	Up from 11.0	5.0	4.0
Student-teacher ratio in core subjects	18.7 to 1	Down from 20.8 to 1	20.0 to 1	19.9 to 1
Prime instructional time	90.8%	Up from 88.4%	90.3%	90.7%
Opportunities in the arts	Good	No change	Good	Good
SACS accreditation	Yes	No change	Yes	Yes
Parents attending conferences	100.0%	No change	100.0%	100.0%
Character development program	Excellent	No change	Excellent	Excellent
Dollars spent per pupil**	\$6,482	Up 6.7%	\$7,448	\$7,680
Percent of expenditures for instruction**	63.5%	Down from 65.0%	67.5%	66.8%
Percent of expenditures for teacher salaries**	62.7%	Up from 62.0%	66.5%	66.0%
ESEA composite index score	91.2	Down from 95.2	88.8	85.7

* Length of contract = 185+ days.

**Prior year audited financial data available.

EVALUATION RESULTS

	Teachers	Students*	Parents*
Number of surveys returned	29	56	37
Percent satisfied with learning environment	96.6%	87.5%	83.8%
Percent satisfied with social and physical environment	100.0%	83.9%	89.5%
Percent satisfied with school-home relations	96.5%	91.1%	81.5%

*Only students at the highest elementary school grade level at this school and their parents were included.

Comprehensive detail, including definitions of ratings, performance criteria, and explanations of status, is available on www.ed.sc.gov and www.eoc.sc.gov as well as school and school district websites.

Printed versions are available from school districts upon request.

REPORT OF PRINCIPAL AND SCHOOL IMPROVEMENT COUNCIL

The mission of Hollywood Elementary School (HES) is to provide engaging educational opportunities that encourage positive academics and social growth. This past school year has certainly been one where we were able to accomplish our mission and help our students reach their goals.

HES has fully implemented Common Core State Standards and Balanced Literacy in all grades, kindergarten through fifth. Throughout the school year teachers have also implemented lessons that incorporate STEM (Science, Technology, Engineering, and Mathematics) that encourage our students to use higher level thinking skills. High quality assessments, MAP and PASS, are indicators of success as scores continue to rise. Open House, Curriculum Night, Parent Conferences, and Kindergarten 101 also allow teachers to share the goals and expectations at HES with our parents.

Our students are constantly reaching for excellence and are offered many opportunities to shine. Our Rockin' Reader incentive program enables students to earn rewards for reading outside the requirements of regular class work. During school students help produce HES' early morning news show, "The Hollywood Rock Show". After school, students are able to join Math Olympiads to further their math interests, the Honors Choir and Percussion Ensemble to pursue music, and the Lucky Leaf 4-H Club for interests in agriculture. HES also has a chapter of the Elementary Honor Society that sponsors school wide events emphasizing community service. This year our NEHS led Give to the Troops that brought the community together to assemble gift boxes for local military members stationed in Afghanistan. The Good News Club also meets weekly to help students deal with a morally challenging world.

This year several events were held both during and after school to bring parents and our community together. Breakfasts with our moms, dads, and grandparents and two book fairs allowed families the chance to enjoy some time together in our school setting. Arts on the Green was the perfect way to celebrate the arts and our related arts classes with a fun night for everyone. Our parents' group at HES continues to be dedicated to providing support for our school. They provided agenda books; helped fund field trips and purchased recess equipment. This year PACE also funded the installation of steps which lead down to our playground to ensure the safety and well-being of our children.

At HES our teachers are committed to providing the best in instruction and care for our students. Ms. Emilie McLemore was selected as our 2013-14 Teacher of the Year. Our second grade teachers were honored by being selected to receive a \$1000 Bright Ideas grant from MCEC. HES was also selected to host two student teachers.

The 2014-15 school year will bring about a nautical theme, encouraging students to take more ownership of their learning. The focus will be on formative assessments. Along with formative assessments, students will be encouraged to be "captains" of their own "ships" holding to the idea that, "Thought is the sail, knowledge the wind, and mankind the vessel." We look forward to sailing into the 2014-15 school year.

Tammie Shore, Principal

Jennifer Thomas, SIC Chair

Abbreviations Key

N/A-Not Applicable

N/AV-Not Available

N/C-Not Collected

N/R-Not Reported

I/S-Insufficient Sample

TBD-To Be Determined