



SC Annual School Report Card Summary

Polo Road Elementary School
RICHLAND 2
Grades: PK-5 **Enrollment: 614**
Principal: Marshalynn Franklin
Superintendent:
Board Chair:

PERFORMANCE

Comprehensive detail, including definitions of ratings, performance criteria, and explanations of status, is available on www.ed.sc.gov and www.eoc.sc.gov as well as school and school district websites. Printed versions are available from school districts upon request.

YEAR	ABSOLUTE RATING	GROWTH RATING	PALMETTO GOLD AND SILVER AWARD		ESEA/FEDERAL ACCOUNTABILITY RATING SYSTEM	
			General Performance	Closing the Gap	ESEA Grade	Accountability Indicator
2014	Excellent	Excellent	TBD	TBD	B	N/A
2013	Good	Excellent	GOLD	SILVER	A	N/A
2012	Good	Good	SILVER	N/A	A	N/A

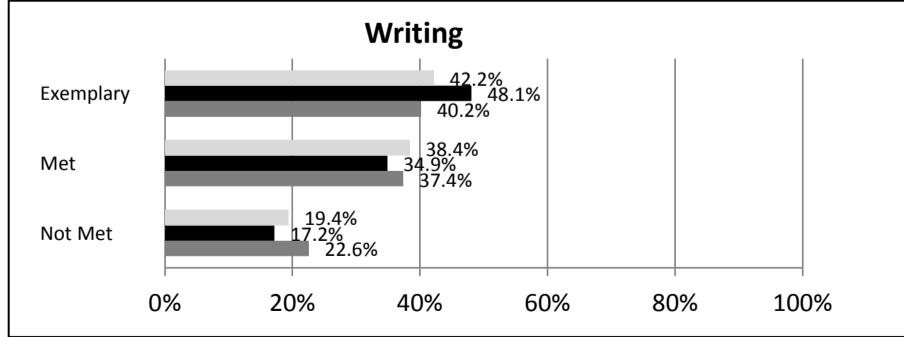
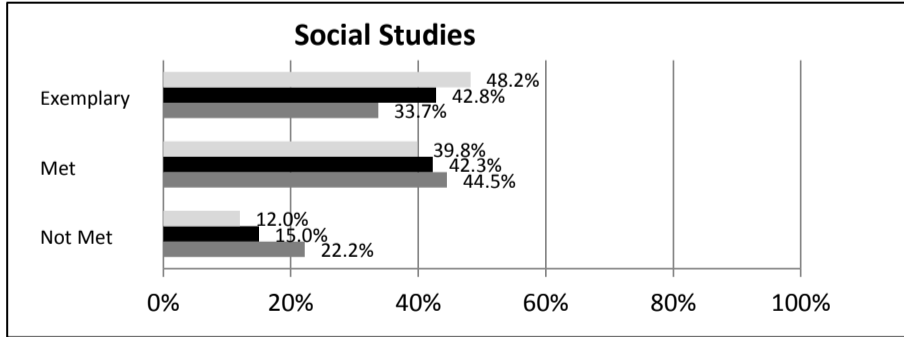
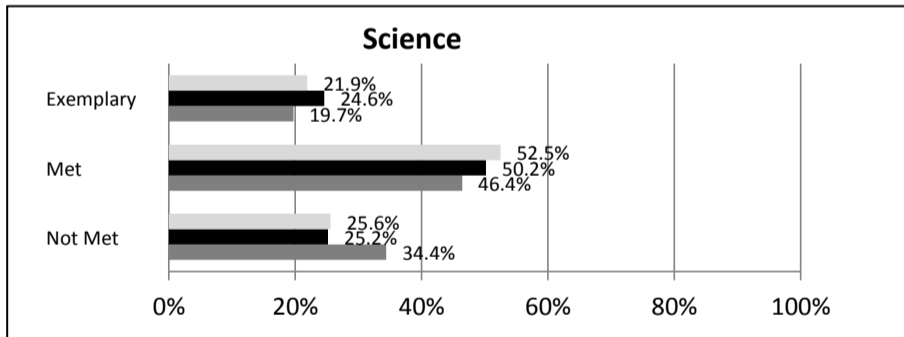
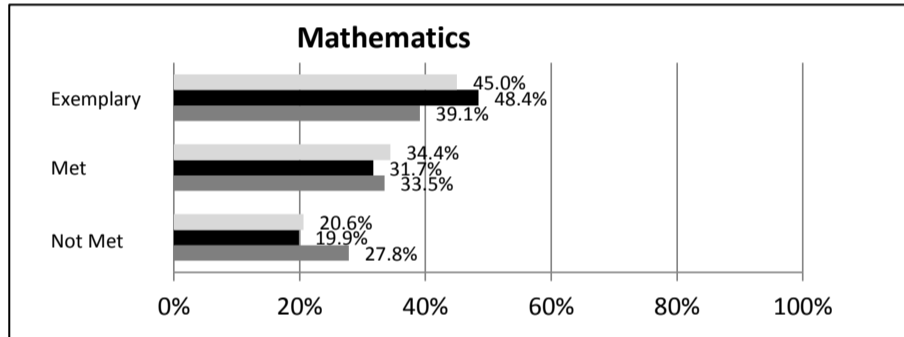
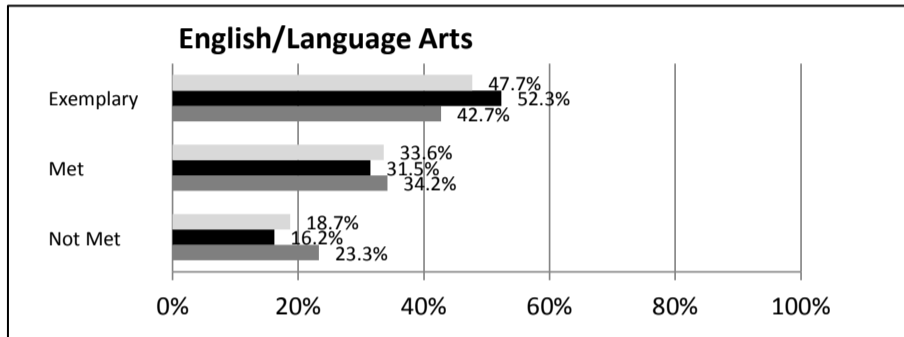
ABSOLUTE RATINGS OF ELEMENTARY SCHOOLS WITH STUDENTS LIKE OURS*

EXCELLENT	GOOD	AVERAGE	BELOW AVERAGE	AT-RISK
46	23	6	1	0

* Ratings are calculated with data available by 04/27/2015. Schools with Students Like Ours are Elementary Schools with Poverty Indices of no more than 5% above or below the index for this school.


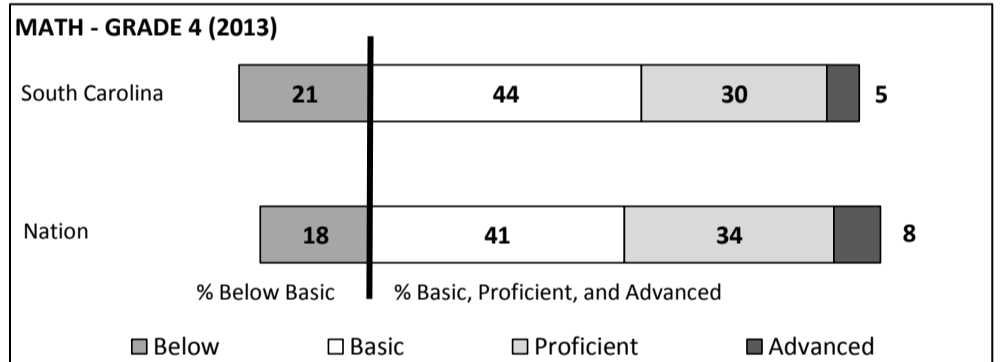
SC PASS PERFORMANCE

Our School Elementary Schools with Students Like Ours Elem Schools Statewide



NAEP*

*Performance reported for SC and nation, data not available at school level. Percentages at NAEP Achievement Levels.



SC PERFORMANCE VISION

By 2020 all students will graduate with the knowledge and skills necessary to compete successfully in the global economy, participate in a democratic society and contribute positively as members of families and communities.

Abbreviations Key

N/A-Not Applicable N/AV-Not Available N/C-Not Collected N/R-Not Reported I/S-Insufficient Sample TBD-To Be Determined

**Polo Road Elementary School
RICHLAND 2**

SCHOOL PROFILE

	Our School	Change from Last Year	Elementary Schools with Students Like Ours	Median Elementary Schools
Students (n = 614)				
Retention rate	0.0%	Down from 0.3%	0.6%	1.0%
Attendance rate	96.9%	Up from 96.7%	96.7%	96.5%
Served by gifted and talented program	6.5%	Up from 4.2%	10.3%	7.3%
With disabilities	12.5%	Down from 13.8%	11.4%	12.5%
Older than usual for grade	0.3%	Down from 0.6%	1.3%	1.8%
Out-of-school suspensions or expulsions for violent and/or criminal offenses	0.0%	No change	0.0%	0.0%
Teachers (n = 52)				
Teachers with advanced degrees	82.7%	Up from 79.2%	63.6%	62.3%
Continuing contract teachers	80.8%	Up from 79.2%	82.4%	81.2%
Teachers returning from previous year	87.7%	Up from 86.2%	89.8%	88.4%
Teacher attendance rate	97.3%	Up from 96.8%	95.5%	95.3%
Average teacher salary*	\$50,371	Down 1.7%	\$49,832	\$47,902
Classes not taught by highly qualified teachers	0.0%	Down from 2.1%	0.0%	0.0%
Professional development days/teacher	10.6 days	Up from 10.5 days	10.7 days	10.9 days
School				
Principal's years at school	3.0	Up from 2.0	4.5	4.0
Student-teacher ratio in core subjects	18.5 to 1	Up from 18.3 to 1	20.2 to 1	19.9 to 1
Prime instructional time	93.3%	Up from 92.5%	91.6%	90.7%
Opportunities in the arts	Good	No change	Good	Good
SACS accreditation	Yes	No change	Yes	Yes
Parents attending conferences	100.0%	No change	100.0%	100.0%
Character development program	Excellent	No change	Excellent	Excellent
Dollars spent per pupil**	\$9,030	Down 8.2%	\$7,073	\$7,680
Percent of expenditures for instruction**	72.9%	Down from 74.0%	68.6%	66.8%
Percent of expenditures for teacher salaries**	72.5%	Up from 72.0%	67.6%	66.0%
ESEA composite index score	89.7	Down from 91.3	91.8	85.7

* Length of contract = 185+ days.

**Prior year audited financial data available.

EVALUATION RESULTS

	Teachers	Students*	Parents*
Number of surveys returned	42	98	38
Percent satisfied with learning environment	97.7%	92.9%	92.1%
Percent satisfied with social and physical environment	97.6%	87.8%	86.4%
Percent satisfied with school-home relations	95.1%	96.9%	78.9%

*Only students at the highest elementary school grade level at this school and their parents were included.

Comprehensive detail, including definitions of ratings, performance criteria, and explanations of status, is available on www.ed.sc.gov and www.eoc.sc.gov as well as school and school district websites.

Printed versions are available from school districts upon request.

REPORT OF PRINCIPAL AND SCHOOL IMPROVEMENT COUNCIL

Polo Road's successes are a result of the participation and engagement of motivated students, parents, faculty/staff and community members. We are unwavering in our commitment to continuous improvement. With a continued commitment to demonstrating excellence in every endeavor, the 2013-14 school year was stellar! ☑

☑
Excellence in Community: Internal and external community are key determinants of a school's success. We addressed internal community by embedding the Social Thinking Model in our character development framework. We, both students and teachers/staff, are better aware of our behaviors and actions and how they may be perceived by others. Our efforts were recognized by the SCSHA, when it awarded us the Program of the Year Award at its annual conference. We addressed external community by embracing our neighbors. Launching a Facebook page and hosting a very successful Community Open House were opportunities for our neighbors, our external community, to get a glimpse of the Polo Road Experience.☑

☑
Excellence in Professional Development: The most important contributing factor to a student's success in school is the quality of the teaching. Participating in professional development is the means by which we strengthen our practice and become increasing proficient at meeting our students' academic needs. This year, we focused on higher-ordering questioning, formative assessments and descriptive feedback. These practices drive our teaching and ensure student learning outcomes. How so? Read on ...

☑
Excellence in Academics: While we have always known that our students have exceptional academic abilities, it was confirmed by the State's accountability system this year. For the first time in our school's history, the word EXCELLENT appeared on our State Report Card (denoting an excellent growth rating). Additionally, we earned our very first Palmetto Gold Award (for general performance) and our seventh Palmetto Silver Award (for closing the achievement gap). ☑

☑
While these accomplishments came to fruition this school year, please know this is no overnight success. The accomplishments we celebrate today are the result of diligent, dedicated efforts that began in 2006 when Polo Road opened its doors, under the leadership of then principal, Jane Fancher. Through the years, we have evolved, and we continuously learn, grow and fortify a culture steeped in the spirit of excellence.☑

☑
Dr. Marshalynn M. Franklin, Principal☑

☑
Dr. Rachel Houchins, SIC Chairperson

Abbreviations Key

N/A-Not Applicable

N/AV-Not Available

N/C-Not Collected

N/R-Not Reported

I/S-Insufficient Sample

TBD-To Be Determined