



SC Annual School Report Card Summary

Kelly Mill Middle School
RICHLAND 2
Grades: 2-8
Principal: Jeff Temoney
Superintendent:
Board Chair:

Enrollment: 1,004

PERFORMANCE

Comprehensive detail, including definitions of ratings, performance criteria, and explanations of status, is available on www.ed.sc.gov and www.eoc.sc.gov as well as school and school district websites. Printed versions are available from school districts upon request.

| YEAR | ABSOLUTE RATING | GROWTH RATING | PALMETTO GOLD AND SILVER AWARD | | ESEA/FEDERAL ACCOUNTABILITY RATING SYSTEM | |
|------|-----------------|---------------|--------------------------------|-----------------|---|--------------------------|
| | | | General Performance | Closing the Gap | ESEA Grade | Accountability Indicator |
| 2014 | Below Average | Average | TBD | TBD | C | N/A |
| 2013 | Below Average | Good | SILVER | SILVER | B | N/A |
| 2012 | Below Average | Average | N/A | N/A | A | N/A |

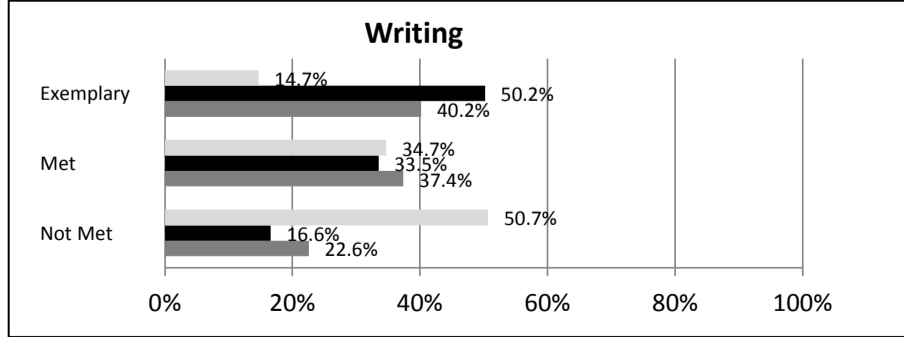
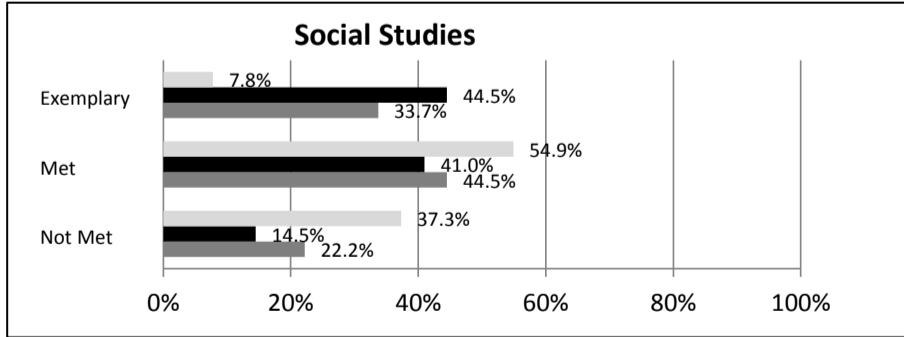
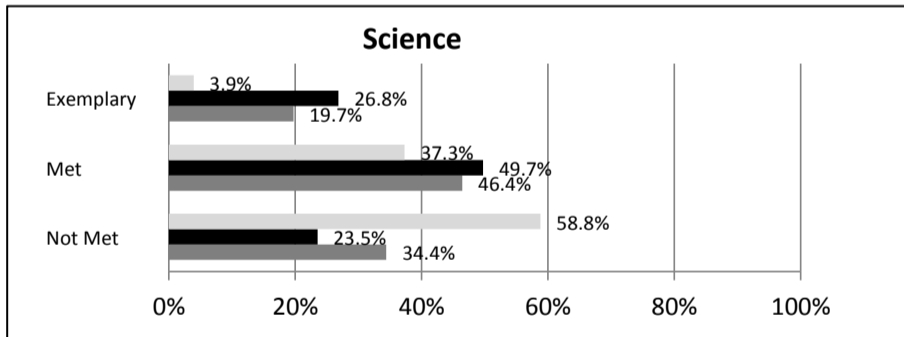
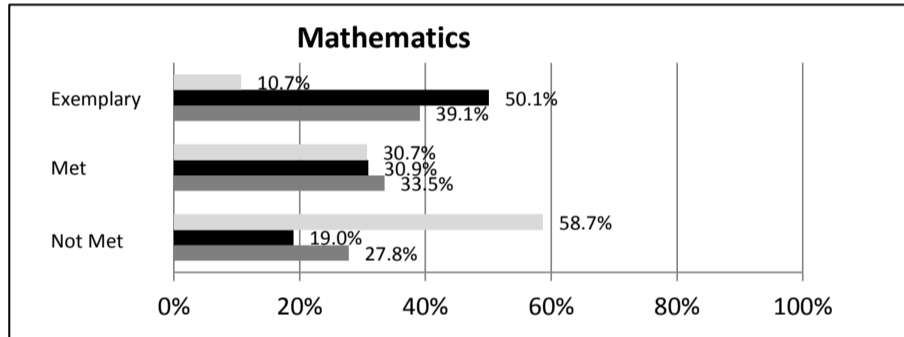
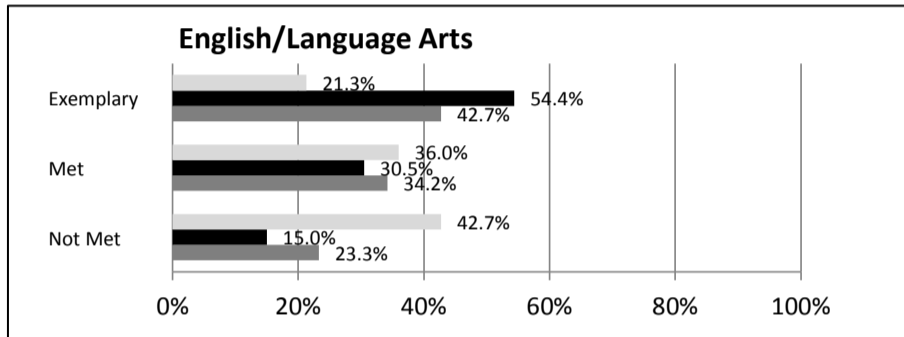
ABSOLUTE RATINGS OF ELEMENTARY SCHOOLS WITH STUDENTS LIKE OURS*

| EXCELLENT | GOOD | AVERAGE | BELOW AVERAGE | AT-RISK |
|-----------|------|---------|---------------|---------|
| 42 | 11 | 3 | 1 | 0 |

* Ratings are calculated with data available by 04/27/2015. Schools with Students Like Ours are Elementary Schools with Poverty Indices of no more than 5% above or below the index for this school.


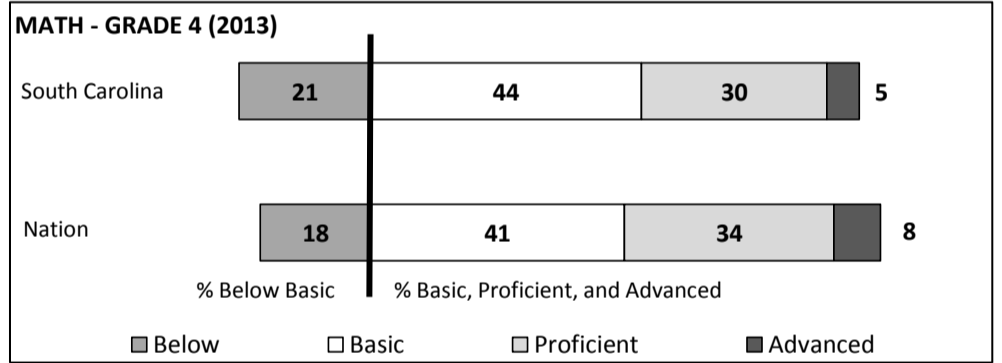
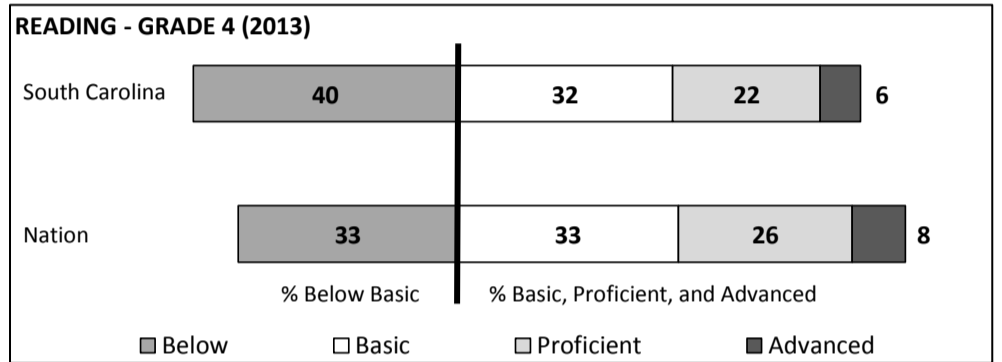
SC PASS PERFORMANCE

Our School
 Elementary Schools with Students Like Ours
 Elem Schools Statewide



NAEP*

*Performance reported for SC and nation, data not available at school level. Percentages at NAEP Achievement Levels.



SC PERFORMANCE VISION

By 2020 all students will graduate with the knowledge and skills necessary to compete successfully in the global economy, participate in a democratic society and contribute positively as members of families and communities.

Abbreviations Key

N/A-Not Applicable
 N/AV-Not Available
 N/C-Not Collected
 N/R-Not Reported
 I/S-Insufficient Sample
 TBD-To Be Determined

**Kelly Mill Middle School
RICHLAND 2**

SCHOOL PROFILE

| | Our School | Change from Last Year | Elementary Schools with Students Like Ours | Median Elementary Schools |
|--|------------|-----------------------|--|---------------------------|
| Students (n = 1,004) | | | | |
| Retention rate | 0.2% | Down from 0.3% | 0.8% | 1.0% |
| Attendance rate | 98.1% | Up from 97.9% | 96.9% | 96.5% |
| Served by gifted and talented program | 23.3% | Up from 22.2% | 10.9% | 7.3% |
| With disabilities | 13.4% | Up from 13.1% | 10.8% | 12.5% |
| Older than usual for grade | 1.7% | Up from 1.6% | 1.3% | 1.8% |
| Out-of-school suspensions or expulsions for violent and/or criminal offenses | 0.8% | Down from 2.2% | 0.0% | 0.0% |
| Teachers (n = 69) | | | | |
| Teachers with advanced degrees | 72.5% | Up from 71.8% | 63.6% | 62.3% |
| Continuing contract teachers | 68.1% | Down from 77.5% | 82.7% | 81.2% |
| Teachers returning from previous year | 81.3% | Down from 81.5% | 90.3% | 88.4% |
| Teacher attendance rate | 96.8% | Up from 95.7% | 95.5% | 95.3% |
| Average teacher salary* | \$48,122 | Down 5.5% | \$48,499 | \$47,902 |
| Classes not taught by highly qualified teachers | 4.1% | Up from 0.0% | 0.0% | 0.0% |
| Professional development days/teacher | 13.1 days | No change | 10.2 days | 10.9 days |
| School | | | | |
| Principal's years at school | 1.0 | No change | 4.0 | 4.0 |
| Student-teacher ratio in core subjects | 21.0 to 1 | Down from 24.3 to 1 | 20.2 to 1 | 19.9 to 1 |
| Prime instructional time | 93.6% | Up from 91.6% | 91.4% | 90.7% |
| Opportunities in the arts | Good | Down from Excellent | Good | Good |
| SACS accreditation | Yes | No change | Yes | Yes |
| Parents attending conferences | 90.4% | Down from 99.0% | 100.0% | 100.0% |
| Character development program | Good | Up from Below Average | Excellent | Excellent |
| Dollars spent per pupil** | \$8,078 | Down 5.6% | \$6,988 | \$7,680 |
| Percent of expenditures for instruction** | 68.0% | Down from 70.0% | 68.3% | 66.8% |
| Percent of expenditures for teacher salaries** | 67.5% | Up from 67.0% | 67.3% | 66.0% |
| ESEA composite index score | 78.9 | Down from 83.5 | 92.6 | 85.7 |

* Length of contract = 185+ days.

**Prior year audited financial data available.

EVALUATION RESULTS

| | Teachers | Students* | Parents* |
|--|----------|-----------|----------|
| Number of surveys returned | 58 | 15 | 172 |
| Percent satisfied with learning environment | 93.1% | 66.7% | 85.5% |
| Percent satisfied with social and physical environment | 94.9% | 73.4% | 79.2% |
| Percent satisfied with school-home relations | 86.2% | 100.0% | 62.8% |

*Only students at the highest elementary school grade level at this school and their parents were included.

Comprehensive detail, including definitions of ratings, performance criteria, and explanations of status, is available on www.ed.sc.gov and www.eoc.sc.gov as well as school and school district websites.

Printed versions are available from school districts upon request.

REPORT OF PRINCIPAL AND SCHOOL IMPROVEMENT COUNCIL

Building on the district's belief that all students can learn when immersed in a highly engaged environment, Kelly Mill Middle strives to enhance the learning environment for all students. We are very proud of our students' accomplishments this year. Kelly Mill had 22 Junior Scholars, as well as award-winning music programs. We also have competitive teams for Math Counts, Step Team, and Quiz Whiz. Our parent and community volunteers play a major role in the success of our school. They have contributed over 1600 hours of their time, and are steadfast in helping make our organization more dynamic and effective. The staff at Kelly Mill strives to provide our students with innovative, challenging work that inspires and encourages them to inquire about the world around them. The AVID Program accelerates student-learning and encourages inquiry-based teaching methods. Kelly Mill is one of only two National AVID Demonstration sites in South Carolina. We also use technology as an integral component of instruction. We offer one-to-one computing for all students. Each classroom has a Promethean Board, and all students have access to IPADs, TI-Inspire calculators, and Chromebooks to ignite their curiosity. Honors classes are available in all four core content areas: English, Math, Science, and Social Studies, and we have a business and economics magnet school, Kelly Mill INC., which is a competitive program for the academically gifted student. This past year INC. students were back to back champions in the SC Finance Challenge, a competition put on by the SC Centers for Economics Education. Educators at Kelly Mill are provided with resources and professional development to enhance their ability to promote student success.☐

☐ The Center for Achievement, located on the campus of Kelly Mill Middle School, was established August 2005. It is an elementary magnet school designed for students with learning differences. The center consists of grades 2nd through 5th. There are 16 students per class, with a highly qualified teacher and an instructional assistant in the classroom. The school identifies students' strengths and provides strategies for their weaknesses. The students have shown growth and success on the nationally normed test administered, and is the proud recipient of the Palmetto Silver Award for the 2013-2014 school year.☐

Jeff Temoney, Principal
Chair

Kevin Donalson, Sr., SIC
Chair

Abbreviations Key

N/A-Not Applicable

N/AV-Not Available

N/C-Not Collected

N/R-Not Reported

I/S-Insufficient Sample

TBD-To Be Determined