



SC Annual School Report Card Summary

Round Top Elementary

RICHLAND 2

Grades: PK-5

Enrollment: 656

Principal: Jeaneen M. Tucker

Superintendent:

Board Chair:

PERFORMANCE

Comprehensive detail, including definitions of ratings, performance criteria, and explanations of status, is available on www.ed.sc.gov and www.eoc.sc.gov as well as school and school district websites. Printed versions are available from school districts upon request.

YEAR	ABSOLUTE RATING	GROWTH RATING	PALMETTO GOLD AND SILVER AWARD		ESEA/FEDERAL ACCOUNTABILITY RATING SYSTEM	
			General Performance	Closing the Gap	ESEA Grade	Accountability Indicator
2014	Excellent	Good	TBD	TBD	A	N/A
2013	Excellent	Good	GOLD	N/A	B	N/A
2012	Excellent	Excellent	GOLD	N/A	A	N/A

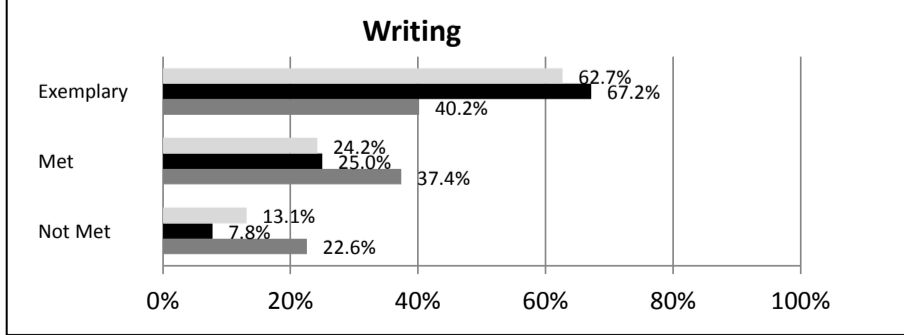
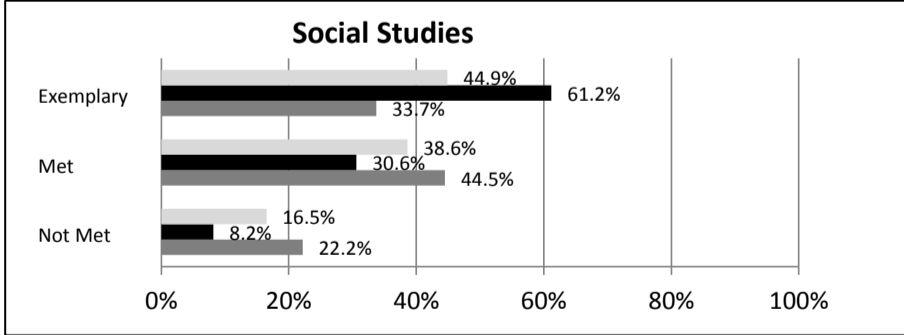
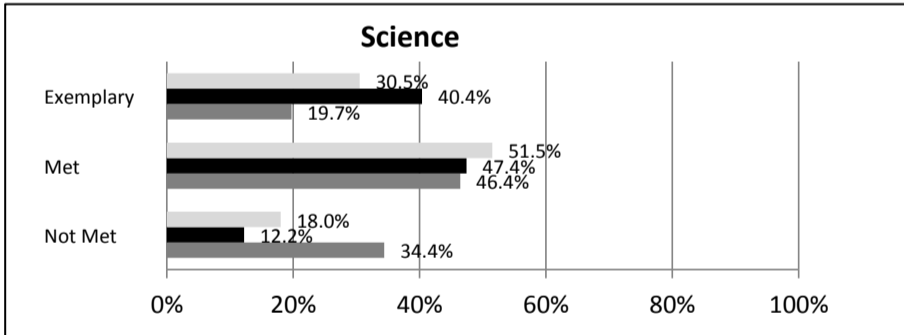
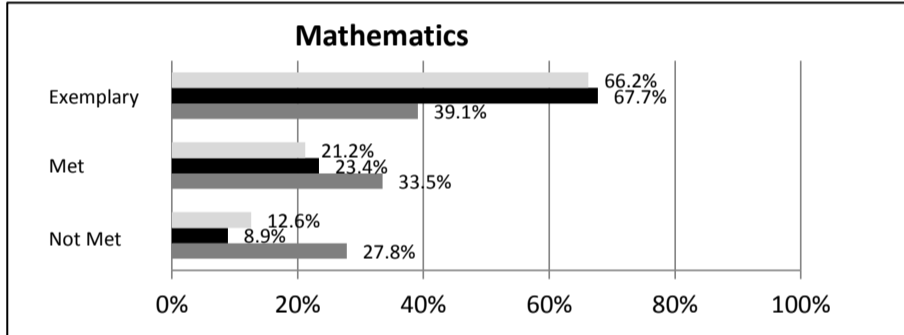
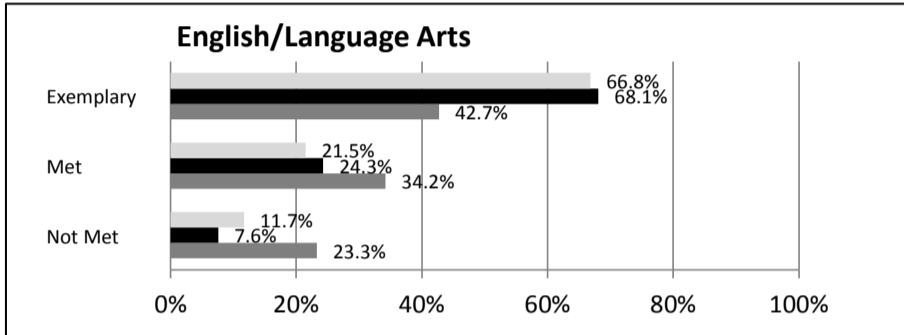
ABSOLUTE RATINGS OF ELEMENTARY SCHOOLS WITH STUDENTS LIKE OURS*

EXCELLENT	GOOD	AVERAGE	BELOW AVERAGE	AT-RISK
13	0	0	0	0

* Ratings are calculated with data available by 04/27/2015. Schools with Students Like Ours are Elementary Schools with Poverty Indices of no more than 5% above or below the index for this school.


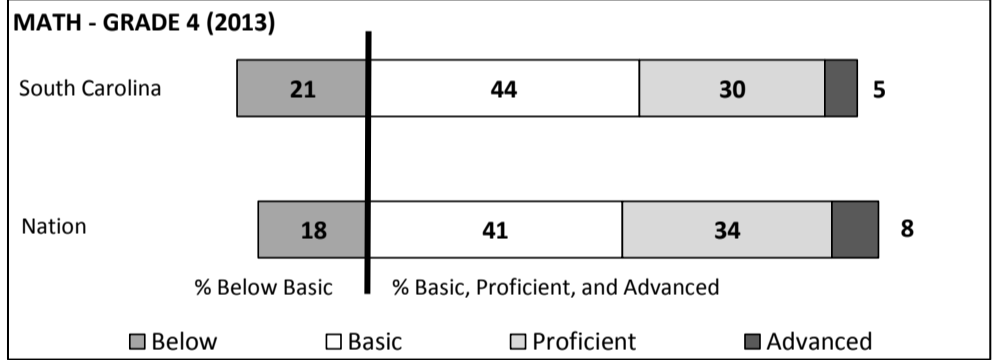
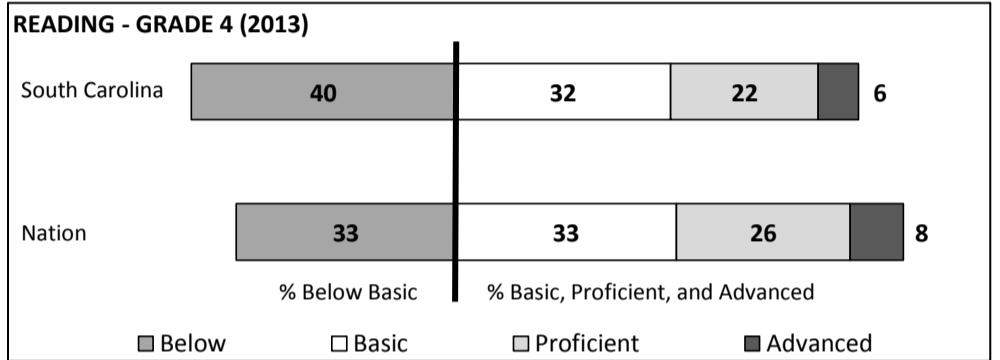
SC PASS PERFORMANCE

Our School Elementary Schools with Students Like Ours Elem Schools Statewide



NAEP*

*Performance reported for SC and nation, data not available at school level. Percentages at NAEP Achievement Levels.



SC PERFORMANCE VISION
By 2020 all students will graduate with the knowledge and skills necessary to compete successfully in the global economy, participate in a democratic society and contribute positively as members of families and communities.

Abbreviations Key

N/A-Not Applicable N/AV-Not Available N/C-Not Collected N/R-Not Reported I/S-Insufficient Sample TBD-To Be Determined

**Round Top Elementary
RICHLAND 2**

SCHOOL PROFILE

	Our School	Change from Last Year	Elementary Schools with Students Like Ours	Median Elementary Schools
Students (n = 656)				
Retention rate	0.2%	Down from 0.3%	0.7%	1.0%
Attendance rate	97.2%	Down from 97.3%	97.2%	96.5%
Served by gifted and talented program	19.1%	Up from 15.0%	19.1%	7.3%
With disabilities	15.2%	Down from 16.1%	11.7%	12.5%
Older than usual for grade	0.8%	Up from 0.6%	0.8%	1.8%
Out-of-school suspensions or expulsions for violent and/or criminal offenses	0.0%	No change	0.0%	0.0%
Teachers (n = 44)				
Teachers with advanced degrees	81.8%	Down from 82.9%	64.8%	62.3%
Continuing contract teachers	84.1%	Down from 92.7%	84.5%	81.2%
Teachers returning from previous year	88.5%	Up from 84.9%	90.6%	88.4%
Teacher attendance rate	97.6%	Down from 97.7%	96.3%	95.3%
Average teacher salary*	\$55,840	Down 0.4%	\$49,780	\$47,902
Classes not taught by highly qualified teachers	0.0%	No change	0.0%	0.0%
Professional development days/teacher	21.8 days	Up from 1.6 days	11.2 days	10.9 days
School				
Principal's years at school	12.0	Up from 10.0	7.0	4.0
Student-teacher ratio in core subjects	N/R	N/A	21.4 to 1	19.9 to 1
Prime instructional time	94.2%	Up from 94.1%	92.2%	90.7%
Opportunities in the arts	Excellent	No change	Good	Good
SACS accreditation	Yes	No change	Yes	Yes
Parents attending conferences	100.0%	No change	100.0%	100.0%
Character development program	Excellent	No change	Excellent	Excellent
Dollars spent per pupil**	\$8,237	Up 1.3%	\$7,544	\$7,680
Percent of expenditures for instruction**	72.9%	Down from 73.0%	68.9%	66.8%
Percent of expenditures for teacher salaries**	72.7%	Up from 72.0%	67.9%	66.0%
ESEA composite index score	91.1	Up from 87.1	95.8	85.7

* Length of contract = 185+ days.

**Prior year audited financial data available.

EVALUATION RESULTS

	Teachers	Students*	Parents*
Number of surveys returned	35	118	84
Percent satisfied with learning environment	100.0%	94.9%	91.7%
Percent satisfied with social and physical environment	100.0%	94.0%	89.4%
Percent satisfied with school-home relations	100.0%	95.0%	80.1%

*Only students at the highest elementary school grade level at this school and their parents were included.

Comprehensive detail, including definitions of ratings, performance criteria, and explanations of status, is available on www.ed.sc.gov and www.eoc.sc.gov as well as school and school district websites.

Printed versions are available from school districts upon request.

REPORT OF PRINCIPAL AND SCHOOL IMPROVEMENT COUNCIL

Our school motto: "Where Learning Takes Flight!" continues to capture the spirit of all we accomplish at Round Top. As a designated National School of Character, we continued to expand our character-focused culture by infusing the Leader in Me Program. Based on Covey's 7 habits of highly effective people, the Leader in Me framework is designed to develop the leadership skills that exist within each child. Our 2013-2014 school year was marked by yet more "firsts" for Round Top. A Leadership Block was designed and implemented for all fifth graders. After being trained to serve as classroom role models and leaders, students were assigned to work in a K-2 classroom for 50 minutes daily for one week of each six week Related Arts rotation.

☐

Our fifth graders also assumed the responsibility of locating a keynote speaker for their Fifth Grade Promotion Ceremony. Students wrote over 100 letters to Dawn Staley, three-time Olympian and the University of South Carolina's women's head basketball coach, asking her to speak about her leadership experience. Coach Staley's message fit beautifully with our LIFESKILLS of initiative, perseverance, and the Habits "Be Proactive" and "Begin with the End in Mind."

☐

Our third graders chose to enter the inaugural competition of Congressman Joe Wilson's Elementary School Challenge. Over 100 classrooms across South Carolina submitted entries of their favorite part of SC history. Round Top student, Zachary Valssecchi, won the essay contest for the entire 2nd Congressional District! On June 3, the Congressman visited RTE and presented a flag flown over the US State House and a copy of the Congressional Record dated 5/28/14, where Zachary & RTE have been listed for perpetuity!!

☐

Along with our annual school wide Read-a-Thon, our amazing PTO sponsored our second Boosterthon. The Boosterthon is designed around many of the same character traits we practice daily through our Lifelong Guidelines and LIFESKILLS. This year the outreach portion of the Boosterthon program allowed RTE to donate over 300 meals to our local food bank. These two programs raised funds of over \$25,000 which will be allocated for various Round Top initiatives in 2014-15.

☐

RTE continues to participate in many community service projects which provide tangible experiences for students on how they can positively impact the lives of others. After 11 years of Aviator Idol productions we donated the proceeds of our final show to the preschool sibling of two students whose family is dealing with Neruoblastoma. This local connection made our final show our most meaningful ever!

☐

As we reflect on all of our accomplishments the most important remains the intangible...the smiling faces of our students and the LIFESKILLS they exhibit each day as they demonstrate caring & friendship for one another, their school and their community. Come by and see us in action. You will leave a believer!

☐

Jeaneen M. Tucker, Ed.S., Principal

Kathy Johnson, SIC Chair

Abbreviations Key

N/A-Not Applicable

N/AV-Not Available

N/C-Not Collected

N/R-Not Reported

I/S-Insufficient Sample

TBD-To Be Determined