



SC Annual School Report Card Summary

Lake Carolina Elementary
 RICHLAND 2
 Grades: PK-5
 Principal: Andrea Berry
 Superintendent:
 Board Chair:

Enrollment: 797

PERFORMANCE

Comprehensive detail, including definitions of ratings, performance criteria, and explanations of status, is available on www.ed.sc.gov and www.eoc.sc.gov as well as school and school district websites. Printed versions are available from school districts upon request.

YEAR	ABSOLUTE RATING	GROWTH RATING	PALMETTO GOLD AND SILVER AWARD		ESEA/FEDERAL ACCOUNTABILITY RATING SYSTEM	
			General Performance	Closing the Gap	ESEA Grade	Accountability Indicator
2014	Excellent	Good	TBD	TBD	A	N/A
2013	Excellent	Good	GOLD	GOLD	A	N/A
2012	Excellent	Excellent	GOLD	GOLD	A	N/A

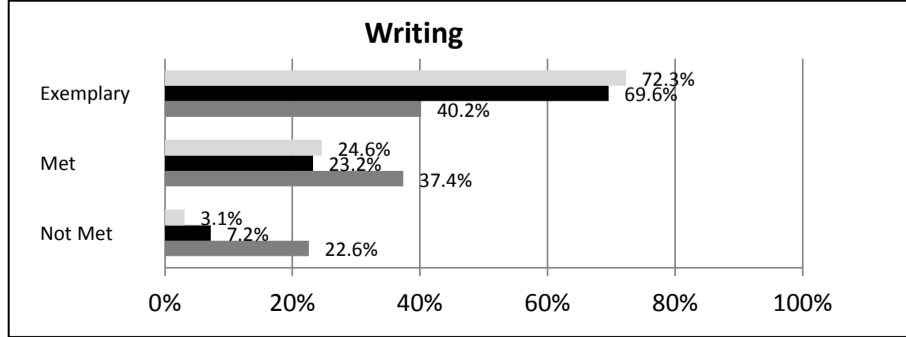
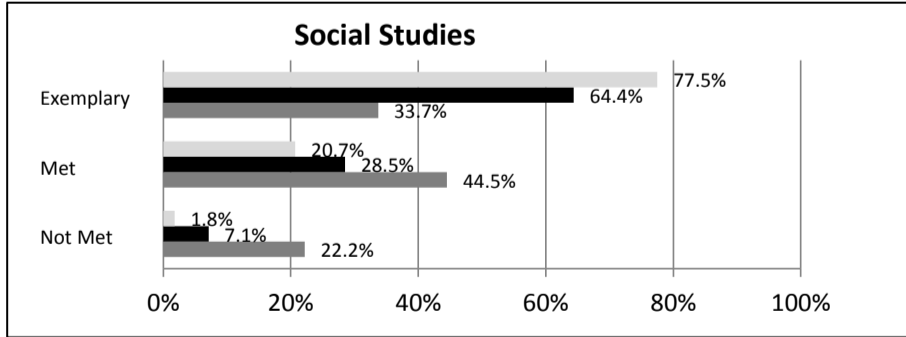
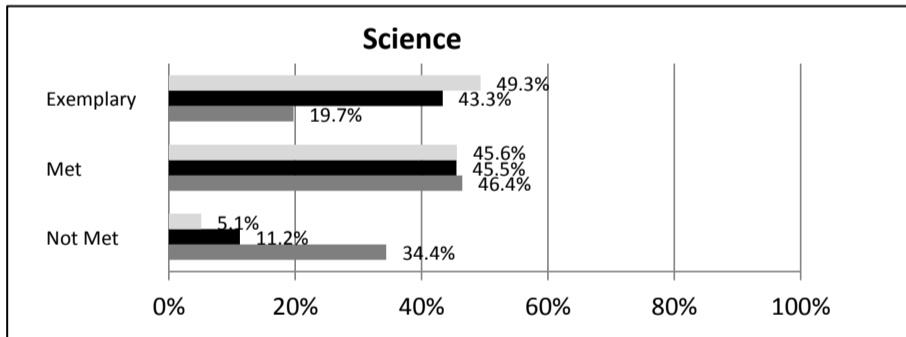
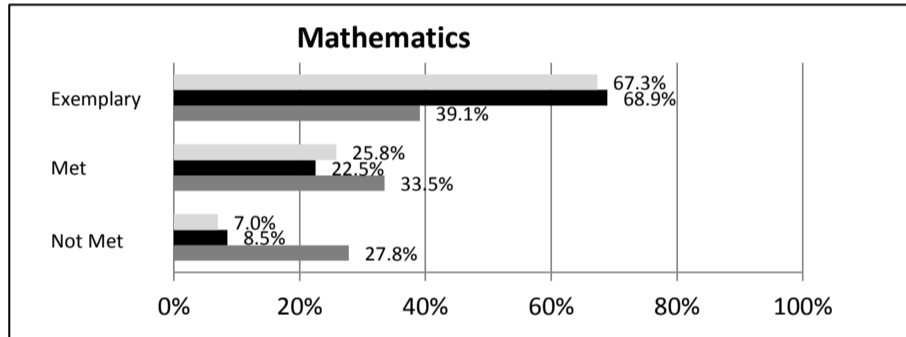
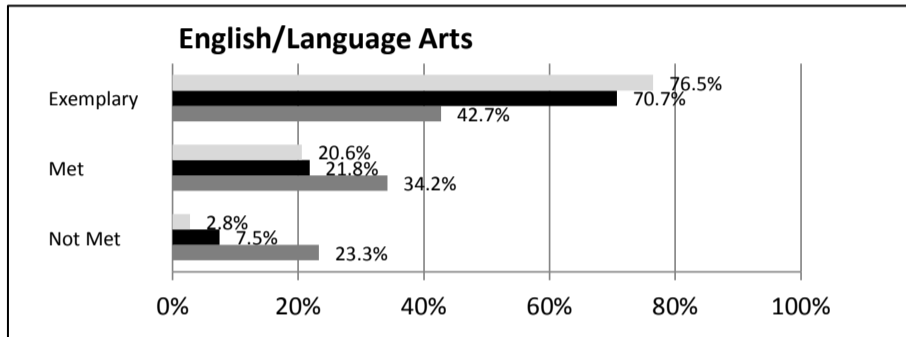
ABSOLUTE RATINGS OF ELEMENTARY SCHOOLS WITH STUDENTS LIKE OURS*

EXCELLENT	GOOD	AVERAGE	BELOW AVERAGE	AT-RISK
19	0	0	0	0

* Ratings are calculated with data available by 04/27/2015. Schools with Students Like Ours are Elementary Schools with Poverty Indices of no more than 5% above or below the index for this school.


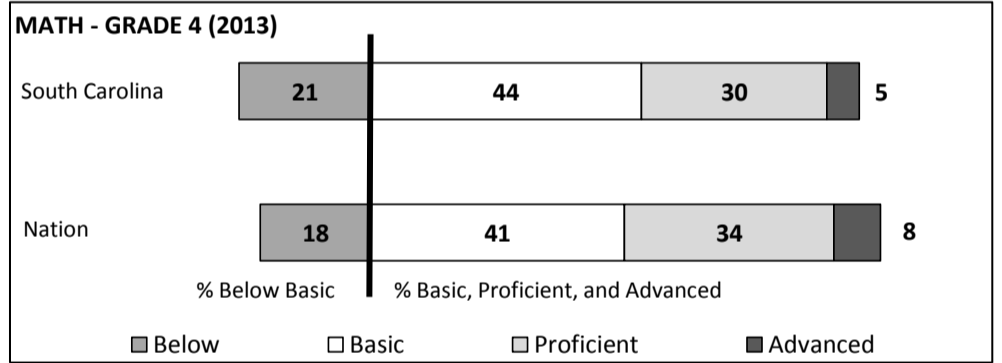
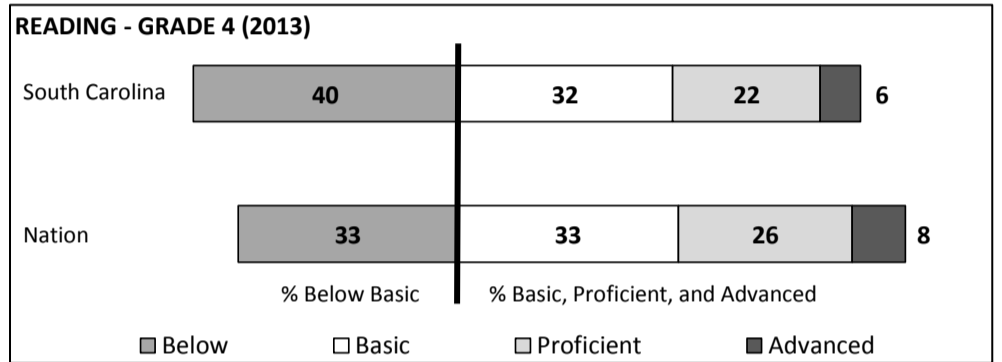
SC PASS PERFORMANCE

Our School Elementary Schools with Students Like Ours Elem Schools Statewide



NAEP*

*Performance reported for SC and nation, data not available at school level. Percentages at NAEP Achievement Levels.



SC PERFORMANCE VISION

By 2020 all students will graduate with the knowledge and skills necessary to compete successfully in the global economy, participate in a democratic society and contribute positively as members of families and communities.

Abbreviations Key

N/A-Not Applicable N/AV-Not Available N/C-Not Collected N/R-Not Reported I/S-Insufficient Sample TBD-To Be Determined

**Lake Carolina Elementary
RICHLAND 2**

SCHOOL PROFILE

	Our School	Change from Last Year	Elementary Schools with Students Like Ours	Median Elementary Schools
Students (n = 797)				
Retention rate	0.5%	Down from 1.0%	0.5%	1.0%
Attendance rate	97.4%	Down from 97.6%	97.1%	96.5%
Served by gifted and talented program	21.3%	Up from 20.7%	19.1%	7.3%
With disabilities	11.7%	Up from 10.0%	10.7%	12.5%
Older than usual for grade	0.5%	Down from 1.0%	0.5%	1.8%
Out-of-school suspensions or expulsions for violent and/or criminal offenses	0.0%	Down from 0.1%	0.0%	0.0%
Teachers (n = 55)				
Teachers with advanced degrees	65.5%	Down from 70.4%	64.8%	62.3%
Continuing contract teachers	85.5%	Down from 94.4%	85.5%	81.2%
Teachers returning from previous year	91.0%	Up from 89.9%	90.5%	88.4%
Teacher attendance rate	97.4%	Up from 94.8%	95.9%	95.3%
Average teacher salary*	\$55,079	Down 2.8%	\$49,971	\$47,902
Classes not taught by highly qualified teachers	0.0%	No change	0.0%	0.0%
Professional development days/teacher	9.5 days	Down from 11.2 days	10.2 days	10.9 days
School				
Principal's years at school	4.0	Up from 3.0	5.0	4.0
Student-teacher ratio in core subjects	N/R	N/A	21.4 to 1	19.9 to 1
Prime instructional time	93.3%	Up from 91.0%	91.7%	90.7%
Opportunities in the arts	Good	No change	Good	Good
SACS accreditation	Yes	No change	Yes	Yes
Parents attending conferences	100.0%	No change	100.0%	100.0%
Character development program	Excellent	No change	Excellent	Excellent
Dollars spent per pupil**	\$7,949	Up 7.8%	\$7,180	\$7,680
Percent of expenditures for instruction**	72.3%	Down from 73.0%	70.4%	66.8%
Percent of expenditures for teacher salaries**	72.0%	No change	69.8%	66.0%
ESEA composite index score	100.0	No change	96.9	85.7

* Length of contract = 185+ days.

**Prior year audited financial data available.

EVALUATION RESULTS

	Teachers	Students*	Parents*
Number of surveys returned	55	116	42
Percent satisfied with learning environment	90.9%	92.2%	95.2%
Percent satisfied with social and physical environment	98.1%	93.0%	97.6%
Percent satisfied with school-home relations	96.3%	91.3%	85.7%

*Only students at the highest elementary school grade level at this school and their parents were included.

Comprehensive detail, including definitions of ratings, performance criteria, and explanations of status, is available on www.ed.sc.gov and www.eoc.sc.gov as well as school and school district websites.

Printed versions are available from school districts upon request.

REPORT OF PRINCIPAL AND SCHOOL IMPROVEMENT COUNCIL

Our 12th year was a huge gator success! Lake Carolina was recognized for the eleventh year for closing the Achievement Gap for historically underperforming students. We earned an "Gold/Gold" on the SC State Report Card. This is the highest academic honor recognized by the State Department of Education. [?]

[?] Lake Carolina has 30 National Board Certified teachers. In addition, LCE's partnership with the University of South Carolina as a Professional Development School brought 13 interns and student teachers into our school during the course of the year. Our faculty and staff have been trained in brain compatibility and have implemented these strategies. We celebrated our children's growth through honor roll recognitions, Reading Counts celebrations, and Peace Flag celebrations. After school clubs for 4th and 5th grades, as well as science, engineering, foreign language, karate, cheerleading, dance, sports fundamentals, golf, and gymnastics, offered additional enrichment opportunities for our students. In addition, qualifying 3rd, 4th, and 5th graders had the opportunity to participate in Project Read Tier Two. The LCE Leadership continued to focus on opportunities for 4th and 5th grade boys and girls to learn and build competency skills in leadership. Our Later Gator after school program served approximately 103 children. Our 781 students read about 70,000 books and earned over 200,000 Reading Counts points. Each day we averaged at least 500 books checked out in our Media Center. Our "Literacy at the Lake" books called Exclamation Mark and Alex and the Amazing Lemonade Stand helped to frame our focus of 19 LIFESKILLS and 5 Lifelong Guidelines. [?]

[?] Based on the feedback from our Health Advisory and School Improvement Council surveys, strategies which included Exercise Counts, were implemented to increase our focus on heart healthy living. Our School Improvement Council sponsored an extremely successful uniform sale. Service learning projects selected and supported by our SIC were as follows: Wishes for Amelia, Stuff the Duffle, and Lemonade for Camp Kemo. Our PTO Board also sponsored Family Fun Nights, Gator Fest, father/daughter dance and mother/son bowling night. [?]

[?] Due to the dedication and commitment of TEAM LCE and the support and pride of our parents and community, our accolades are many. However, what we truly cherish is our sense of community where TOGETHER we will continue to "sail beyond excellence" for ALL children at Lake Carolina Elementary School. [?]

Andrea C. Berry, Principal / Paul Manville, SIC Chairperson

Abbreviations Key

N/A-Not Applicable

N/AV-Not Available

N/C-Not Collected

N/R-Not Reported

I/S-Insufficient Sample

TBD-To Be Determined