



SC Annual School Report Card Summary

Bookman Road Elementary School
RICHLAND 2
Grades: PK-5 Enrollment: 514
Principal: Dr. Kendra James
Superintendent:
Board Chair:

PERFORMANCE

Comprehensive detail, including definitions of ratings, performance criteria, and explanations of status, is available on www.ed.sc.gov and www.eoc.sc.gov as well as school and school district websites. Printed versions are available from school districts upon request.

YEAR	ABSOLUTE RATING	GROWTH RATING	PALMETTO GOLD AND SILVER AWARD		ESEA/FEDERAL ACCOUNTABILITY RATING SYSTEM	
			General Performance	Closing the Gap	ESEA Grade	Accountability Indicator
2014	Excellent	Good	TBD	TBD	A	N/A
2013	Excellent	Good	GOLD	N/A	A	N/A
2012	Excellent	Excellent	GOLD	N/A	A	N/A

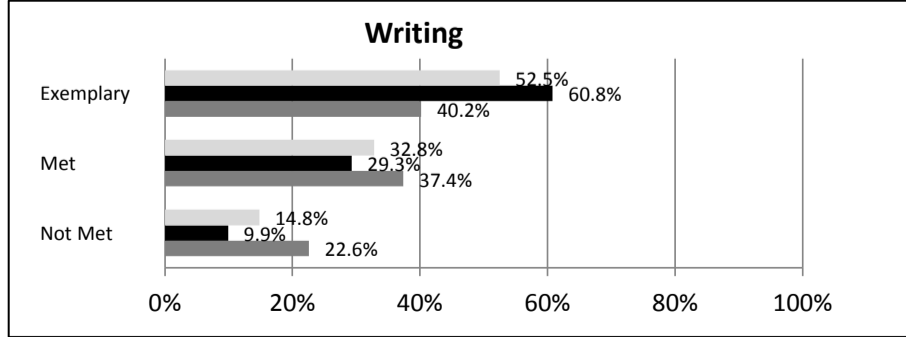
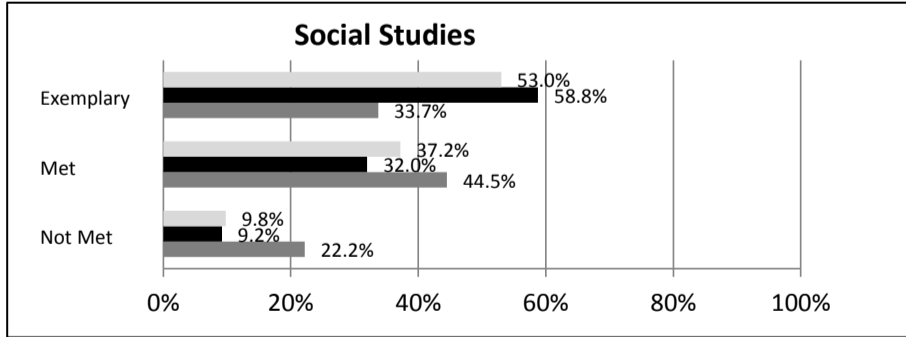
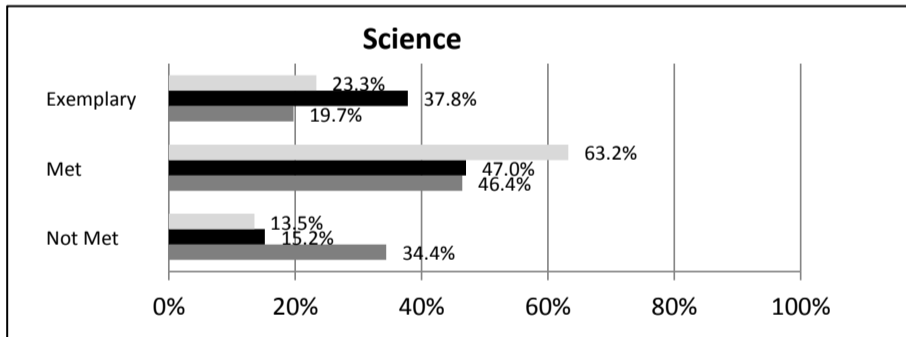
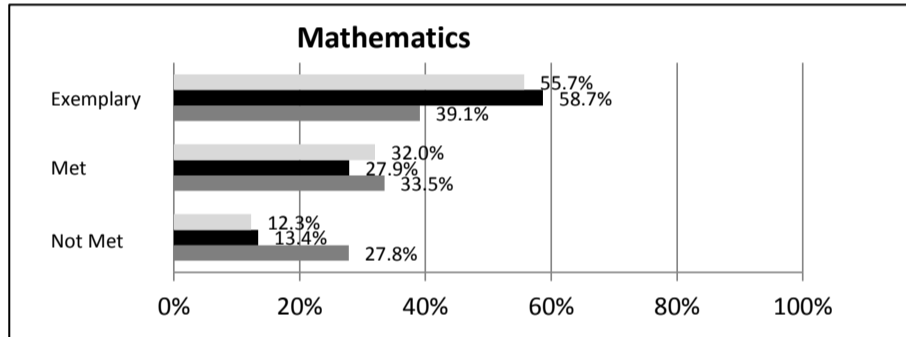
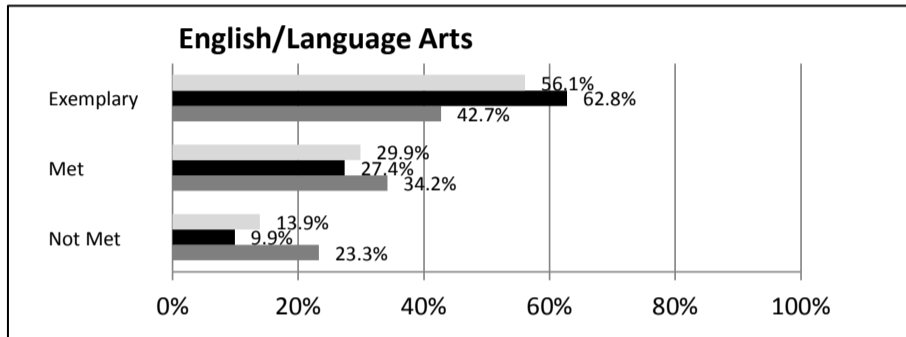
ABSOLUTE RATINGS OF ELEMENTARY SCHOOLS WITH STUDENTS LIKE OURS*

EXCELLENT	GOOD	AVERAGE	BELOW AVERAGE	AT-RISK
26	2	0	0	0

* Ratings are calculated with data available by 04/27/2015. Schools with Students Like Ours are Elementary Schools with Poverty Indices of no more than 5% above or below the index for this school.

SC PASS PERFORMANCE

Our School Elementary Schools with Students Like Ours Elem Schools Statewide



NAEP*

*Performance reported for SC and nation, data not available at school level. Percentages at NAEP Achievement Levels.



SC PERFORMANCE VISION
 By 2020 all students will graduate with the knowledge and skills necessary to compete successfully in the global economy, participate in a democratic society and contribute positively as members of families and communities.

Abbreviations Key

N/A-Not Applicable N/AV-Not Available N/C-Not Collected N/R-Not Reported I/S-Insufficient Sample TBD-To Be Determined

**Bookman Road Elementary School
RICHLAND 2**

SCHOOL PROFILE

	Our School	Change from Last Year	Elementary Schools with Students Like Ours	Median Elementary Schools
Students (n = 514)				
Retention rate	0.6%	Down from 0.7%	0.5%	1.0%
Attendance rate	97.4%	Down from 98.4%	97.0%	96.5%
Served by gifted and talented program	13.7%	Down from 13.8%	16.7%	7.3%
With disabilities	15.5%	Down from 15.9%	9.8%	12.5%
Older than usual for grade	1.7%	Down from 1.8%	1.0%	1.8%
Out-of-school suspensions or expulsions for violent and/or criminal offenses	0.0%	No change	0.0%	0.0%
Teachers (n = 39)				
Teachers with advanced degrees	74.4%	Up from 70.5%	65.6%	62.3%
Continuing contract teachers	74.4%	Up from 68.2%	89.1%	81.2%
Teachers returning from previous year	85.8%	Up from 84.0%	88.8%	88.4%
Teacher attendance rate	96.7%	Up from 95.2%	95.4%	95.3%
Average teacher salary*	\$50,402	Down 2.3%	\$50,296	\$47,902
Classes not taught by highly qualified teachers	3.2%	Down from 3.5%	0.0%	0.0%
Professional development days/teacher	2.3 days	Down from 10.5 days	12.6 days	10.9 days
School				
Principal's years at school	1.0	Down from 7.0	4.0	4.0
Student-teacher ratio in core subjects	19.7 to 1	Down from 19.9 to 1	20.7 to 1	19.9 to 1
Prime instructional time	92.8%	Up from 92.1%	90.9%	90.7%
Opportunities in the arts	Good	No change	Good	Good
SACS accreditation	Yes	No change	Yes	Yes
Parents attending conferences	100.0%	No change	100.0%	100.0%
Character development program	Excellent	No change	Excellent	Excellent
Dollars spent per pupil**	\$8,204	Up 5.4%	\$7,485	\$7,680
Percent of expenditures for instruction**	69.0%	No change	65.9%	66.8%
Percent of expenditures for teacher salaries**	68.5%	Down from 69.0%	65.4%	66.0%
ESEA composite index score	96.0	Down from 98.6	96.4	85.7

* Length of contract = 185+ days.

**Prior year audited financial data available.

EVALUATION RESULTS

	Teachers	Students*	Parents*
Number of surveys returned	33	88	44
Percent satisfied with learning environment	100.0%	97.7%	90.9%
Percent satisfied with social and physical environment	96.9%	91.2%	95.4%
Percent satisfied with school-home relations	100.0%	94.5%	81.8%

*Only students at the highest elementary school grade level at this school and their parents were included.

Comprehensive detail, including definitions of ratings, performance criteria, and explanations of status, is available on www.ed.sc.gov and www.eoc.sc.gov as well as school and school district websites.

Printed versions are available from school districts upon request.

REPORT OF PRINCIPAL AND SCHOOL IMPROVEMENT COUNCIL

Bookman Road Elementary School (BRES) opened its doors in 1998 utilizing an educational model based on nine body-brain compatible elements. Continuing with that same successful model, our students, staff, and parents have created an environment that is most conducive to learning. This framework, which provides the structure for the Bookman Road school-wide design, focuses on the elements of Meaningful Content, Mastery, Choice, Collaboration, Adequate Time, Movement, Immediate Feedback, Enriched Environment, Absence of Threat, and Being There Experiences for students. The common school-wide language of LIFESKILLS and Lifelong Guidelines provides a foundation for all students to develop a sense of community and experience the highest levels of learning in a safe environment.☒

☒ During the 2013-14 school year, Bookman Road received its ninth Palmetto Gold Award for academic achievement. Bookman Road has also been recognized with Palmetto Silver Awards for closing the achievement gap between statistically and historically achieving and underachieving student populations. During the 2013-14 school year, Bookman Road teachers and students were also granted multiple other awards and distinctions, including the Richland County Soil and Conservation Commission "Earth Day" Grant, the Gracelife IMPACT grant, a Sparkleberry Fair grant, a Petco Pets in the Classroom grant, and a grant from the Department of Defense to aid and support military families. The Bookman Road math team also placed 2nd overall in team and individual competitions.☒

☒ The military population at BRES has continued to grow throughout recent years. To help support military families, the school has used the Department of Defense Grant to fund a number of initiatives. The school offers a military child support group, a "Beacon Battle Buddies" after-school program, and several military recognition events, including an annual Military Breakfast and Veteran's Day Program. The BRES community emphasizes the importance of supporting our military families for the service and sacrifices they make for our country.☒

☒ Parent and community partnerships continue to help Bookman Road thrive. In addition to high levels of volunteerism in the classrooms and throughout the school, our School Improvement Council (SIC) spearheaded efforts to sod the school's playground and secure funds to upkeep our schoolyard and "Lighthouse Lookout" Nature Trail; while the Parent Teacher Organization (PTO) has funded thousands of dollars for a digital school marquee and a UV shade for the school's playground.☒

☒ Bookman Road continues to "Light the Way" with students, parents, and staff to provide the very best learning experiences for students. Stakeholders are invited to learn more about BRES by visiting the school's website at www.richland2.org/bre.

☒ Dr. Kendra J. Hill, Principal☒

☒ Ms. Nikki Williams, SIC Chair

Abbreviations Key

N/A-Not Applicable

N/AV-Not Available

N/C-Not Collected

N/R-Not Reported

I/S-Insufficient Sample

TBD-To Be Determined