



# SC Annual School Report Card Summary

Rice Creek Elementary  
 RICHLAND 2  
 Grades: PK-5  
 Principal: Sean Bishton  
 Superintendent:  
 Board Chair:

Enrollment: 732

## PERFORMANCE

Comprehensive detail, including definitions of ratings, performance criteria, and explanations of status, is available on [www.ed.sc.gov](http://www.ed.sc.gov) and [www.eoc.sc.gov](http://www.eoc.sc.gov) as well as school and school district websites. Printed versions are available from school districts upon request.

YEAR	ABSOLUTE RATING	GROWTH RATING	PALMETTO GOLD AND SILVER AWARD		ESEA/FEDERAL ACCOUNTABILITY RATING SYSTEM	
			General Performance	Closing the Gap	ESEA Grade	Accountability Indicator
2014	Good	Below Average	TBD	TBD	A	N/A
2013	Good	Average	N/A	N/A	A	N/A
2012	Good	Average	N/A	GOLD	A	N/A

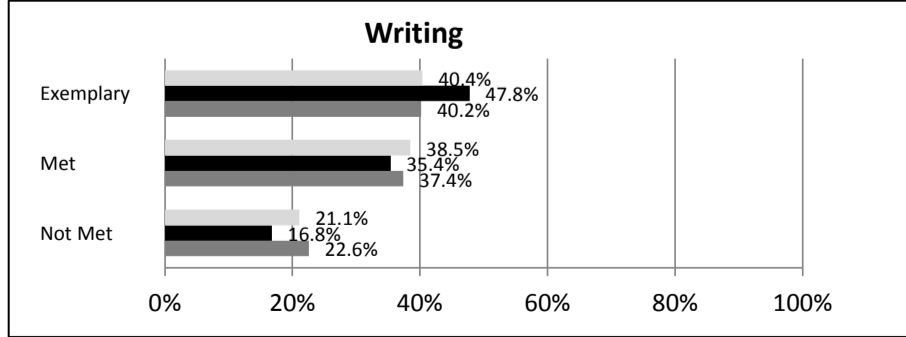
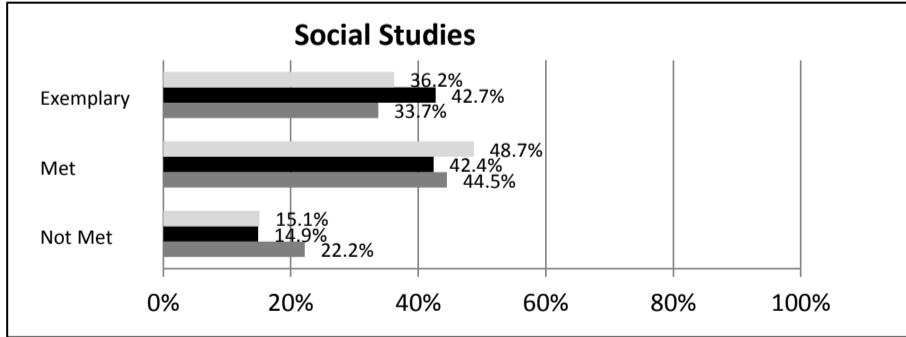
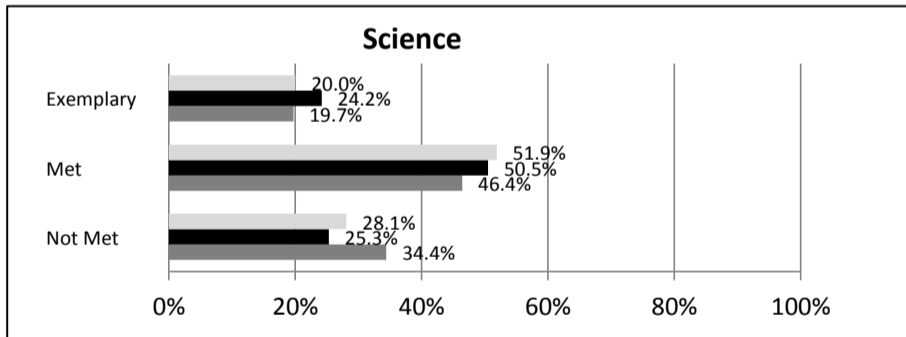
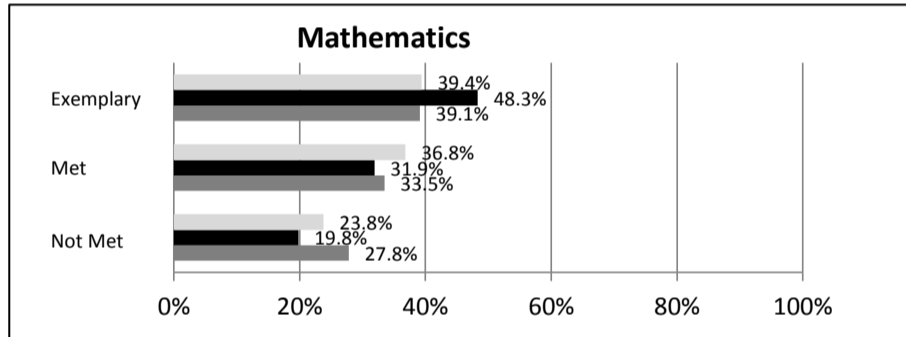
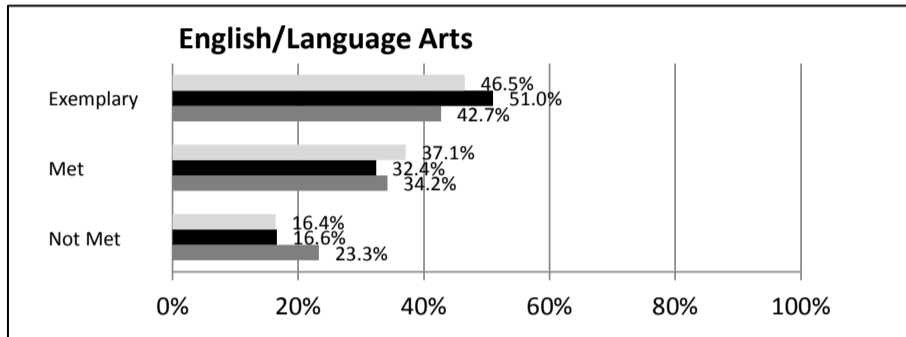
## ABSOLUTE RATINGS OF ELEMENTARY SCHOOLS WITH STUDENTS LIKE OURS\*

EXCELLENT	GOOD	AVERAGE	BELOW AVERAGE	AT-RISK
52	33	9	0	0

\* Ratings are calculated with data available by 04/27/2015. Schools with Students Like Ours are Elementary Schools with Poverty Indices of no more than 5% above or below the index for this school.

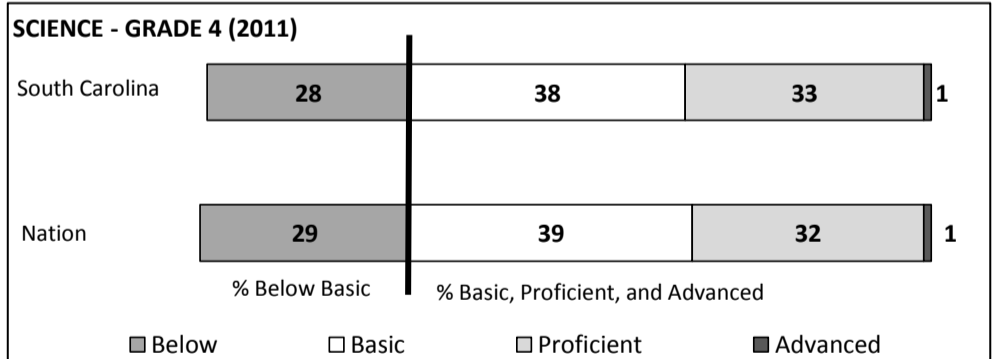

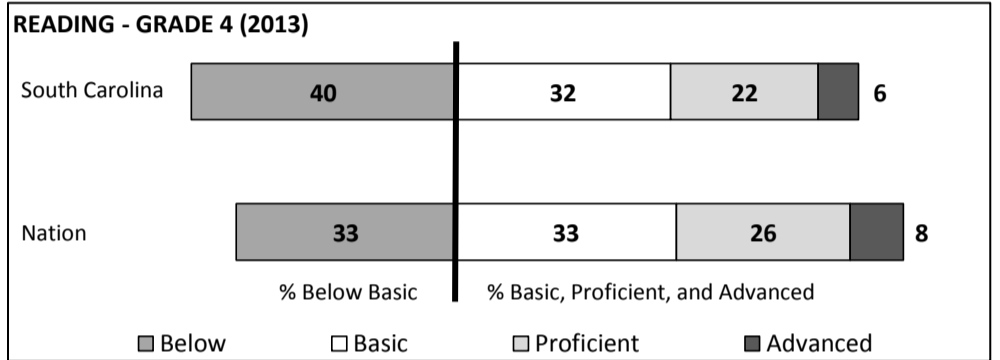
## SC PASS PERFORMANCE

Our School    Elementary Schools with Students Like Ours    Elem Schools Statewide



## NAEP\*

\*Performance reported for SC and nation, data not available at school level. Percentages at NAEP Achievement Levels.



**SC PERFORMANCE VISION**  
 By 2020 all students will graduate with the knowledge and skills necessary to compete successfully in the global economy, participate in a democratic society and contribute positively as members of families and communities.

### Abbreviations Key

N/A-Not Applicable    N/AV-Not Available    N/C-Not Collected    N/R-Not Reported    I/S-Insufficient Sample    TBD-To Be Determined

**Rice Creek Elementary  
RICHLAND 2**

**SCHOOL PROFILE**

	Our School	Change from Last Year	Elementary Schools with Students Like Ours	Median Elementary Schools
<b>Students (n = 732)</b>				
Retention rate	0.4%	Up from 0.3%	0.9%	1.0%
Attendance rate	97.0%	Down from 97.1%	96.7%	96.5%
Served by gifted and talented program	7.4%	Up from 6.2%	9.6%	7.3%
With disabilities	13.3%	Up from 12.2%	11.5%	12.5%
Older than usual for grade	0.8%	Up from 0.4%	1.4%	1.8%
Out-of-school suspensions or expulsions for violent and/or criminal offenses	0.0%	No change	0.0%	0.0%
<b>Teachers (n = 56)</b>				
Teachers with advanced degrees	73.2%	Down from 76.9%	64.3%	62.3%
Continuing contract teachers	73.2%	Down from 78.8%	85.3%	81.2%
Teachers returning from previous year	80.9%	Down from 81.4%	90.7%	88.4%
Teacher attendance rate	96.2%	Up from 95.6%	95.2%	95.3%
Average teacher salary*	\$49,815	Down 3.0%	\$50,245	\$47,902
Classes not taught by highly qualified teachers	0.0%	No change	0.0%	0.0%
Professional development days/teacher	11.1 days	Down from 11.4 days	12.0 days	10.9 days
<b>School</b>				
Principal's years at school	3.0	Up from 2.0	6.0	4.0
Student-teacher ratio in core subjects	18.3 to 1	Down from 19.2 to 1	20.5 to 1	19.9 to 1
Prime instructional time	91.7%	Up from 90.9%	91.0%	90.7%
Opportunities in the arts	Good	No change	Good	Good
SACS accreditation	Yes	No change	Yes	Yes
Parents attending conferences	100.0%	Up from 99.9%	100.0%	100.0%
Character development program	Excellent	No change	Excellent	Excellent
Dollars spent per pupil**	\$7,003	Down 0.9%	\$7,469	\$7,680
Percent of expenditures for instruction**	74.6%	Down from 75.0%	67.8%	66.8%
Percent of expenditures for teacher salaries**	73.7%	Down from 74.0%	66.8%	66.0%
ESEA composite index score	93.0	Down from 96.6	91.4	85.7

\* Length of contract = 185+ days.

\*\*Prior year audited financial data available.

**EVALUATION RESULTS**

	Teachers	Students*	Parents*
Number of surveys returned	51	126	85
Percent satisfied with learning environment	98.0%	81.7%	91.8%
Percent satisfied with social and physical environment	100.0%	83.1%	90.5%
Percent satisfied with school-home relations	86.3%	86.4%	81.5%

\*Only students at the highest elementary school grade level at this school and their parents were included.

Comprehensive detail, including definitions of ratings, performance criteria, and explanations of status, is available on [www.ed.sc.gov](http://www.ed.sc.gov) and [www.eoc.sc.gov](http://www.eoc.sc.gov) as well as school and school district websites.

Printed versions are available from school districts upon request.

**REPORT OF PRINCIPAL AND SCHOOL IMPROVEMENT COUNCIL**

Rice Creek Elementary 21st year of teaching and learning has been focused on increasing faculty, student, and parent engagement, and developing and maintaining effective partnerships in order to maximize student learning. ☒

Our faculty currently consists of 14 National Board Certified teachers. One hundred percent of our faculty and staff participated in professional development opportunities throughout the year to develop a deeper understanding of how to better meet the needs of our students in order to maximize their learning potential. ☒

Our magnet program, eFIT (The Environmental Fitness Academy), continued to assist us in building partnerships with our community. As a Professional Development School, through a partnership with the University of South Carolina, Rice Creek had 9 student teachers.. Through our Department of Defense grant we hosted two Parent University evenings which allowed us to connect more with all of our stakeholders. It also allowed us to train a group of students, staff, and parents through the Child2Child and Parent2Parent Programs, in how to better support all new students and families to Rice Creek Elementary.☒

This year Rice Creek Faculty and Staff formulated shared Core Values and Beliefs, which allowed us to develop a new Vision and Mission, focused on Leadership and Academic Excellence.☒

Prior accomplishments for Rice Creek Elementary include being recognized as a Palmetto Silver School for General Performance, Palmetto Gold School for closing the achievement gap, National Blue Ribbon School of Excellence, National Blue Ribbon Special Emphasis Award Winner for Technology, Exemplary Writing Award Winner and Hall of Fame Member, two-time Red Carpet Award Winner, and a Flagship School of Promise. These awards and honors are directly related to the hard work and dedication of our students, parents, faculty, staff, and community members. ☒

In conjunction with our SIC and PTO we implemented a new school uniform policy and continued developing deeper relations with our local community, through our mentoring and backpack programs.☒

School-wide service projects were sponsored for various needs such as: a Zumbathon and food drive in partnership with our PTO for Harvest Hope Food Bank, funds from our faculty in the Breast Cancer Awareness Walk, and funds from our faculty, staff, and students for the Vision Walk. Our PTO efforts and support allowed us to enhance the physical environment of our school with the construction of a shade structure for our Amphitheatre and funds to start with the installation of new playground equipment.☒

We are extremely proud of our accomplishments at Rice Creek Elementary and know that these are only possible through the support of our parents and community.☒

Sean Bishton, Principal ☒

Cliff Wilson, SIC Chairperson

**Abbreviations Key**

**N/A**-Not Applicable

**N/AV**-Not Available

**N/C**-Not Collected

**N/R**-Not Reported

**I/S**-Insufficient Sample

**TBD**-To Be Determined