



SC Annual School Report Card Summary

Summit Parkway Middle School
RICHLAND 2
Grades: K-8 Enrollment: **1,149**
Principal: Andrew M. Barbone
Superintendent:
Board Chair:

PERFORMANCE

Comprehensive detail, including definitions of ratings, performance criteria, and explanations of status, is available on www.ed.sc.gov and www.eoc.sc.gov as well as school and school district websites. Printed versions are available from school districts upon request.

YEAR	ABSOLUTE RATING	GROWTH RATING	PALMETTO GOLD AND SILVER AWARD		ESEA/FEDERAL ACCOUNTABILITY RATING SYSTEM	
			General Performance	Closing the Gap	ESEA Grade	Accountability Indicator
2014	Excellent	Good	TBD	TBD	C	N/A
2013	Excellent	Excellent	GOLD	N/A	C	N/A
2012	Excellent	Excellent	GOLD	N/A	A	N/A

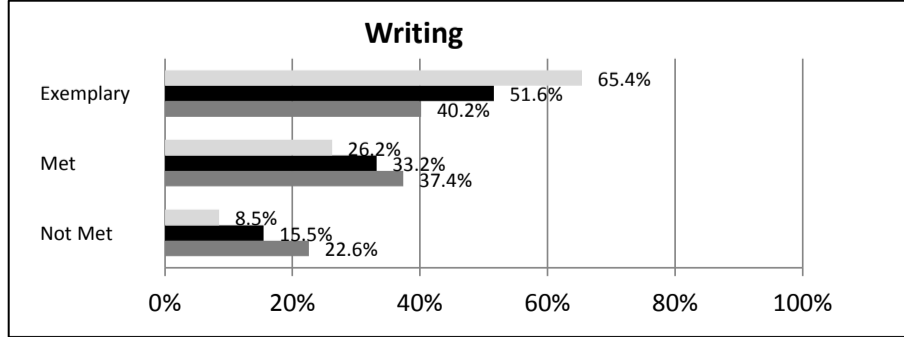
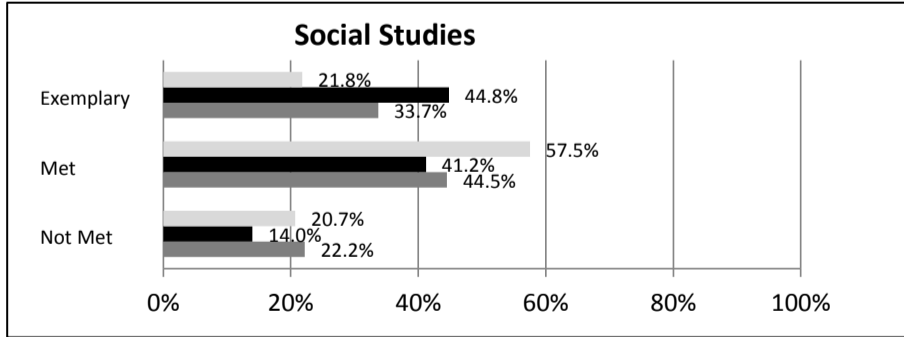
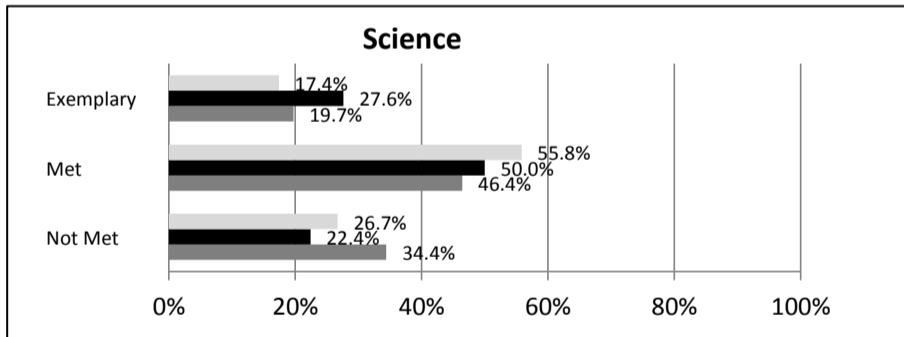
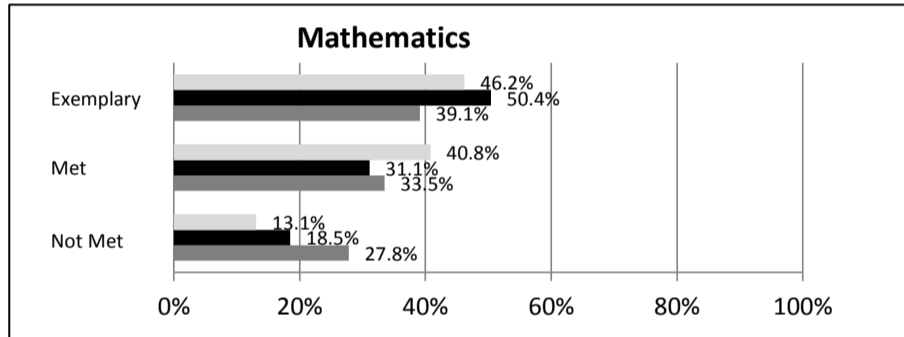
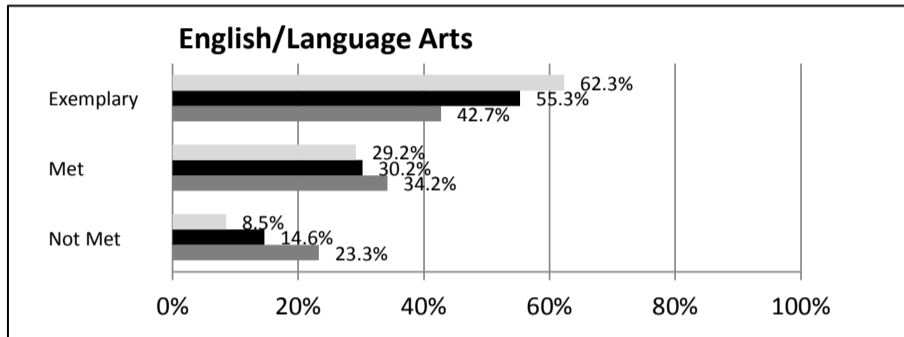
ABSOLUTE RATINGS OF ELEMENTARY SCHOOLS WITH STUDENTS LIKE OURS*

EXCELLENT	GOOD	AVERAGE	BELOW AVERAGE	AT-RISK
44	9	1	1	0

* Ratings are calculated with data available by 04/27/2015. Schools with Students Like Ours are Elementary Schools with Poverty Indices of no more than 5% above or below the index for this school.

SC PASS PERFORMANCE

Our School Elementary Schools with Students Like Ours Elem Schools Statewide



NAEP*

*Performance reported for SC and nation, data not available at school level. Percentages at NAEP Achievement Levels.



SC PERFORMANCE VISION

By 2020 all students will graduate with the knowledge and skills necessary to compete successfully in the global economy, participate in a democratic society and contribute positively as members of families and communities.

Abbreviations Key

N/A-Not Applicable N/AV-Not Available N/C-Not Collected N/R-Not Reported I/S-Insufficient Sample TBD-To Be Determined

**Summit Parkway Middle School
RICHLAND 2**

SCHOOL PROFILE

	Our School	Change from Last Year	Elementary Schools with Students Like Ours	Median Elementary Schools
Students (n = 1,149)				
Retention rate	0.8%	Down from 1.6%	0.8%	1.0%
Attendance rate	97.4%	Down from 97.7%	96.9%	96.5%
Served by gifted and talented program	13.3%	Up from 10.7%	11.8%	7.3%
With disabilities	12.3%	Up from 11.9%	10.8%	12.5%
Older than usual for grade	2.2%	Down from 2.7%	1.2%	1.8%
Out-of-school suspensions or expulsions for violent and/or criminal offenses	0.0%	Down from 3.6%	0.0%	0.0%
Teachers (n = 79)				
Teachers with advanced degrees	82.3%	Down from 87.8%	62.7%	62.3%
Continuing contract teachers	72.2%	Down from 74.3%	82.7%	81.2%
Teachers returning from previous year	87.4%	Down from 90.6%	90.3%	88.4%
Teacher attendance rate	96.1%	Up from 95.9%	95.6%	95.3%
Average teacher salary*	\$52,409	Down 2.9%	\$48,499	\$47,902
Classes not taught by highly qualified teachers	4.9%	Up from 4.2%	0.0%	0.0%
Professional development days/teacher	9.6 days	Down from 14.6 days	10.0 days	10.9 days
School				
Principal's years at school	3.0	Up from 2.0	4.0	4.0
Student-teacher ratio in core subjects	21.0 to 1	Down from 22.2 to 1	20.2 to 1	19.9 to 1
Prime instructional time	92.7%	Up from 92.2%	91.4%	90.7%
Opportunities in the arts	Good	No change	Good	Good
SACS accreditation	Yes	No change	Yes	Yes
Parents attending conferences	77.1%	Up from 76.1%	100.0%	100.0%
Character development program	Excellent	No change	Excellent	Excellent
Dollars spent per pupil**	\$7,630	Up 5.5%	\$7,053	\$7,680
Percent of expenditures for instruction**	69.5%	Down from 70.0%	67.6%	66.8%
Percent of expenditures for teacher salaries**	68.3%	Up from 68.0%	67.0%	66.0%
ESEA composite index score	78.8	Up from 71.4	92.6	85.7

* Length of contract = 185+ days.

**Prior year audited financial data available.

EVALUATION RESULTS

	Teachers	Students*	Parents*
Number of surveys returned	60	9	38
Percent satisfied with learning environment	91.7%	-4.0%	81.6%
Percent satisfied with social and physical environment	94.9%	-4.0%	65.8%
Percent satisfied with school-home relations	79.7%	-4.0%	71.1%

*Only students at the highest elementary school grade level at this school and their parents were included.

Comprehensive detail, including definitions of ratings, performance criteria, and explanations of status, is available on www.ed.sc.gov and www.eoc.sc.gov as well as school and school district websites.

Printed versions are available from school districts upon request.

REPORT OF PRINCIPAL AND SCHOOL IMPROVEMENT COUNCIL

Students, parents, faculty and staff at Summit Parkway Middle School are proud to work together to offer a quality teaching and learning environment. In conjunction with the University of South Carolina, Summit Parkway Middle School partners in mentorship roles for undergraduate and graduate education interns and conducting research. Accolades for Summit Parkway Middle School during the past year include the launch of a STEM focused magnet school named The STEM Institute of Design and Innovation. This has fit very well with the second magnet school named The Academy of Exercise Physiology and Sports Medicine. ☑

☑ Included in these achievements are creating a cutting edge credit recovery and skill deficit class focused on remediation, continuing to offer the SOAR (Success Through Organization and Readiness) classes to students in sixth through eighth grades, full 1Two1 integration with every student using their own Chromebook throughout the day and the creation and utilization of a school App that will combine all methods of communicating information into one tool stakeholders can access on their smartphones. We have continued to offer a cutting edge credit recovery/ remediation program focused on skill deficits found. School wide use of Google Chrome has simplified the day's business while opening up new worlds of collaboration and use of 21st Century skills. ☑

The main foci of the school's professional development has been Common Core and our new Positive Behavioral Interventions and Supports (PBIS) model which has shown great data proven improvements in the behavior of our students. In addition, The Center For Inquiry, an elementary magnet program located on the campus of SPMS, was recognized this year by the SC Department of Education for its achievement as a Palmetto Gold Award School. CFI's inquiry curriculum continues to be a national model. In conjunction with its partnership with the University of South Carolina, CFI hosts graduate and undergraduate interns for their student teaching experiences, hundreds of visitors each year, and a consortium of SC schools focusing on inquiry-based instruction

Abbreviations Key

N/A-Not Applicable

N/AV-Not Available

N/C-Not Collected

N/R-Not Reported

I/S-Insufficient Sample

TBD-To Be Determined