



SC Annual School Report Card Summary

Joseph Keels Elementary
 RICHLAND 2
 Grades: PK-5 Enrollment: 675
 Principal: Alvera C. Butler
 Superintendent:
 Board Chair:

PERFORMANCE

Comprehensive detail, including definitions of ratings, performance criteria, and explanations of status, is available on www.ed.sc.gov and www.eoc.sc.gov as well as school and school district websites. Printed versions are available from school districts upon request.

YEAR	ABSOLUTE RATING	GROWTH RATING	PALMETTO GOLD AND SILVER AWARD		ESEA/FEDERAL ACCOUNTABILITY RATING SYSTEM	
			General Performance	Closing the Gap	ESEA Grade	Accountability Indicator
2014	Average	Below Average	TBD	TBD	C	N/A
2013	Below Average	At-Risk	N/A	N/A	F	N/A
2012	Below Average	Below Average	N/A	N/A	D	N/A

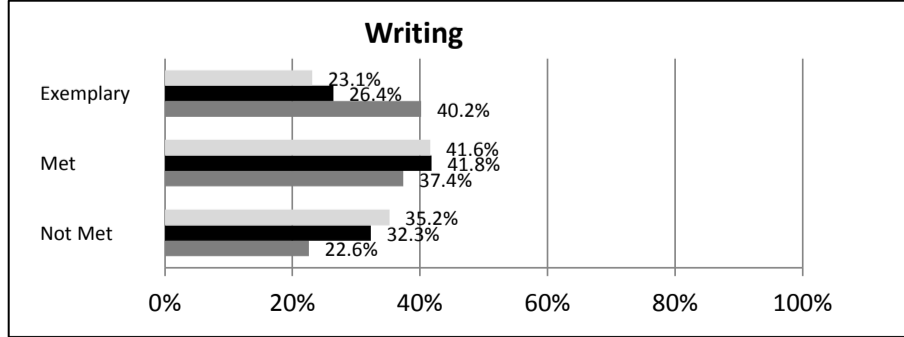
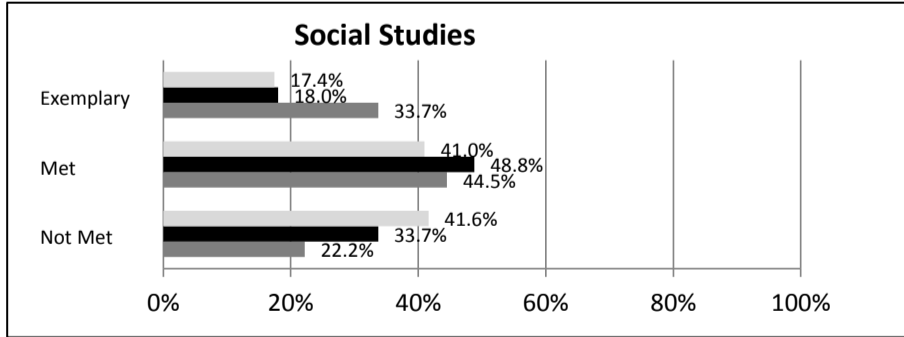
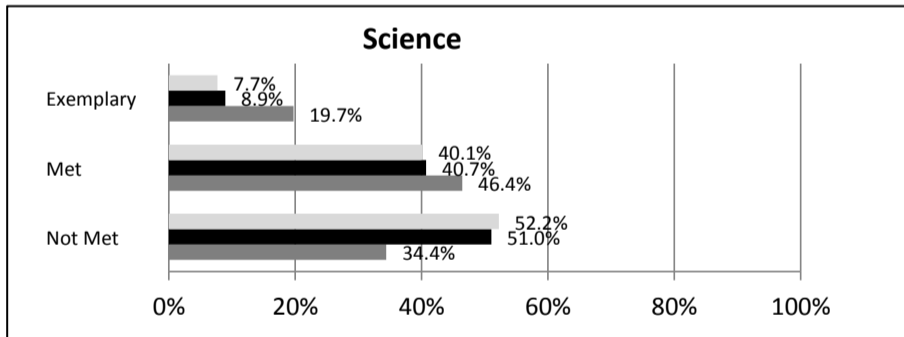
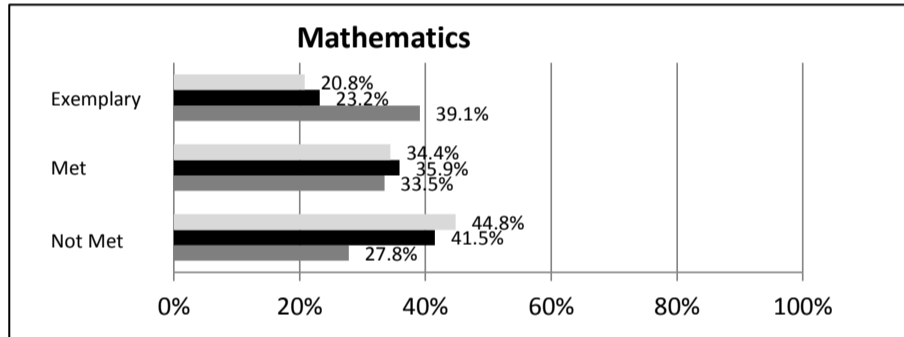
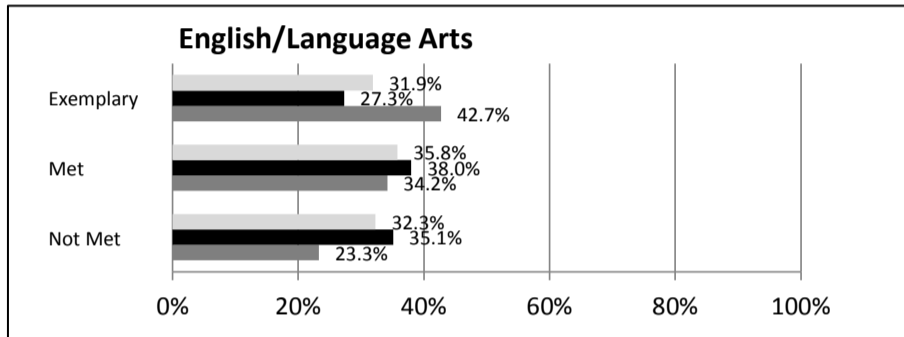
ABSOLUTE RATINGS OF ELEMENTARY SCHOOLS WITH STUDENTS LIKE OURS*

EXCELLENT	GOOD	AVERAGE	BELOW AVERAGE	AT-RISK
3	10	120	48	16

* Ratings are calculated with data available by 04/27/2015. Schools with Students Like Ours are Elementary Schools with Poverty Indices of no more than 5% above or below the index for this school.

SC PASS PERFORMANCE

Our School Elementary Schools with Students Like Ours Elem Schools Statewide



NAEP*

*Performance reported for SC and nation, data not available at school level. Percentages at NAEP Achievement Levels.



SC PERFORMANCE VISION

By 2020 all students will graduate with the knowledge and skills necessary to compete successfully in the global economy, participate in a democratic society and contribute positively as members of families and communities.

Abbreviations Key

N/A-Not Applicable N/AV-Not Available N/C-Not Collected N/R-Not Reported I/S-Insufficient Sample TBD-To Be Determined

**Joseph Keels Elementary
RICHLAND 2**

SCHOOL PROFILE

	Our School	Change from Last Year	Elementary Schools with Students Like Ours	Median Elementary Schools
Students (n = 675)				
Retention rate	0.5%	Down from 0.8%	1.6%	1.0%
Attendance rate	96.3%	Down from 96.4%	96.0%	96.5%
Served by gifted and talented program	2.0%	Up from 1.6%	3.0%	7.3%
With disabilities	7.2%	Down from 8.1%	14.0%	12.5%
Older than usual for grade	0.7%	Down from 0.9%	2.9%	1.8%
Out-of-school suspensions or expulsions for violent and/or criminal offenses	0.0%	No change	0.0%	0.0%
Teachers (n = 54)				
Teachers with advanced degrees	51.9%	Down from 59.6%	59.8%	62.3%
Continuing contract teachers	59.3%	Down from 59.6%	74.4%	81.2%
Teachers returning from previous year	78.8%	Down from 79.1%	84.1%	88.4%
Teacher attendance rate	98.1%	Up from 96.3%	95.3%	95.3%
Average teacher salary*	\$44,142	Down 5.3%	\$46,198	\$47,902
Classes not taught by highly qualified teachers	0.7%	Down from 2.8%	0.0%	0.0%
Professional development days/teacher	10.4 days	Up from 8.0 days	9.9 days	10.9 days
School				
Principal's years at school	3.0	Up from 2.0	3.5	4.0
Student-teacher ratio in core subjects	18.8 to 1	Up from 2.3 to 1	18.5 to 1	19.9 to 1
Prime instructional time	94.1%	Up from 92.1%	90.4%	90.7%
Opportunities in the arts	Good	No change	Good	Good
SACS accreditation	Yes	No change	Yes	Yes
Parents attending conferences	79.1%	Down from 80.4%	100.0%	100.0%
Character development program	Excellent	No change	Excellent	Excellent
Dollars spent per pupil**	\$8,195	Down 1.2%	\$8,465	\$7,680
Percent of expenditures for instruction**	71.9%	Down from 75.0%	65.5%	66.8%
Percent of expenditures for teacher salaries**	71.5%	Up from 71.0%	64.8%	66.0%
ESEA composite index score	77.1	Up from 48.8	70.9	85.7

* Length of contract = 185+ days.

**Prior year audited financial data available.

EVALUATION RESULTS

	Teachers	Students*	Parents*
Number of surveys returned	50	89	47
Percent satisfied with learning environment	40.0%	77.5%	80.8%
Percent satisfied with social and physical environment	47.1%	62.2%	76.6%
Percent satisfied with school-home relations	39.3%	87.7%	63.0%

*Only students at the highest elementary school grade level at this school and their parents were included.

Comprehensive detail, including definitions of ratings, performance criteria, and explanations of status, is available on www.ed.sc.gov and www.eoc.sc.gov as well as school and school district websites.

Printed versions are available from school districts upon request.

REPORT OF PRINCIPAL AND SCHOOL IMPROVEMENT COUNCIL

Joseph Keels Elementary School for Entrepreneurial Leadership is the home of the proud Keels' Cubs! This school year we had continued success with our Entrepreneurial Leadership Magnet, and experienced significant gains in our students' academic performance. Students are continuing to learn about both broad and finite concepts related to entrepreneurship, and are given abundant opportunities to put these concepts and skills into practice in their work. ☒

☒ Faculty and staff continue to work to design lessons that provide natural integrations and connections to the core goals of our dynamic leadership program. All homeroom classes represent mini-classroom economies. Our partnership with the SC Economics Council of the Darla Moore School of Business at USC drives our mini-classroom economy direction. We have a professional development focus on designing engaging work for students, and teaching Common Core State Standards with fidelity. We had an increased focus this school year on well-developed assessments, reflecting on their effectiveness, and a commitment to all assessments being standards-based without exception. With parent involvement continuing to be a priority, our teachers met with every parent this year in some capacity. We also work as a collective faculty and in teams to determine the most effective ways in building upon our current successes, and creating new ones. ☒

☒ With a whole-child focus we continued to provide enriching afterschool and summer programs. Our "Breakfast in the Classroom" and "School Dinner" Programs also continue to provide our students with excellent nutritional options and learning related to a healthy lifestyle. ☒

☒ Student recognition for achievement was highlighted through the Honor Roll Wall and Awards Program, National Junior BETA Club, Reading Counts, D.A.R.E. , and Presidential Scholar Awards. We continued to implement our Positive Behavior Intervention and Supports Program (PBIS). Students are rewarded for their positive behavior with incentives such as, "cubby bucks," and a bi-annual bicycle give away. Our 3rd annual Keels' Spring Fling Pageant fostered much school and community support, and was a great success! Home Depot and Celerion Group continue to be dynamic partners. We also continue to be proud of stellar opportunities and programs like our engaging field studies, Career Day, Field Day, and Jump Rope for Heart. For the 2nd consecutive year we have been the #1 Richland Two elementary faculty and staff for contributions to the United Way of the Midlands. Through our work we have validated our school's motto for the year: "Anything can happen, Anything can be!" ☒

Alvera C. Butler, Principal
Chairperson

Jessica Johnson, SIC

Abbreviations Key

N/A-Not Applicable

N/AV-Not Available

N/C-Not Collected

N/R-Not Reported

I/S-Insufficient Sample

TBD-To Be Determined