



# SC Annual School Report Card Summary

Forest Lake Elementary

RICHLAND 2

Grades: PK-5

Enrollment: 609

Principal: Dr. Kappy Steck

Superintendent:

Board Chair:

## PERFORMANCE

Comprehensive detail, including definitions of ratings, performance criteria, and explanations of status, is available on [www.ed.sc.gov](http://www.ed.sc.gov) and [www.eoc.sc.gov](http://www.eoc.sc.gov) as well as school and school district websites. Printed versions are available from school districts upon request.

YEAR	ABSOLUTE RATING	GROWTH RATING	PALMETTO GOLD AND SILVER AWARD		ESEA/FEDERAL ACCOUNTABILITY RATING SYSTEM	
			General Performance	Closing the Gap	ESEA Grade	Accountability Indicator
2014	Good	Average	TBD	TBD	C	N/A
2013	Average	Average	N/A	N/A	B	N/A
2012	Average	Average	N/A	SILVER	B	N/A

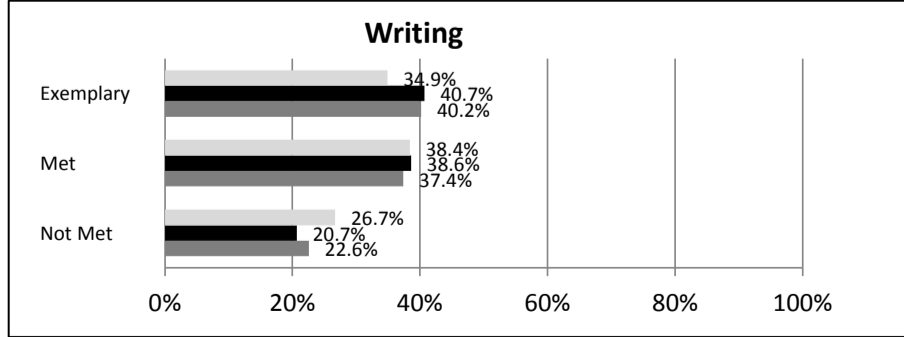
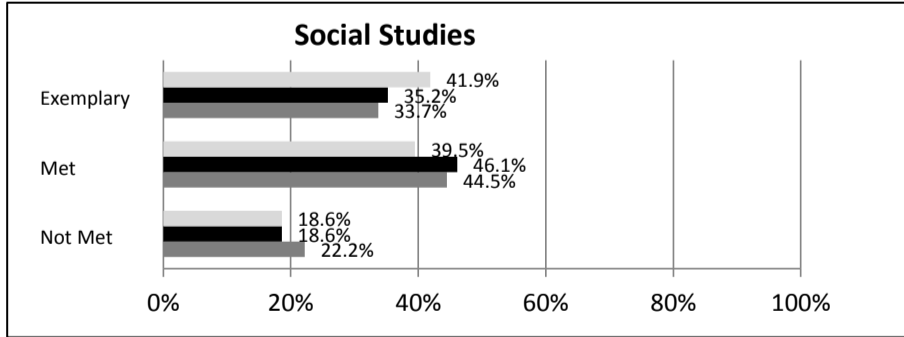
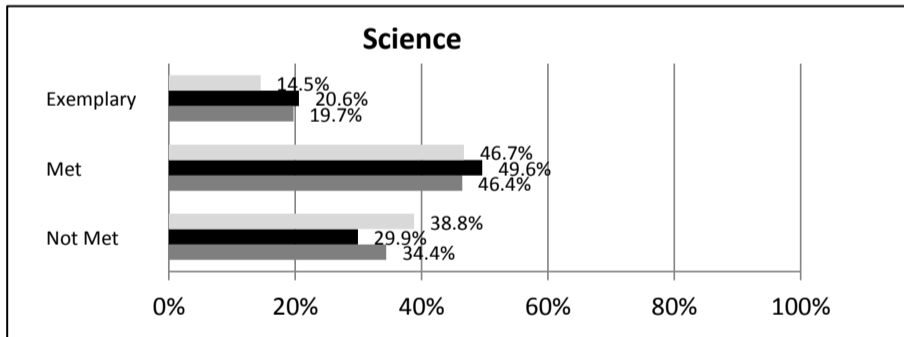
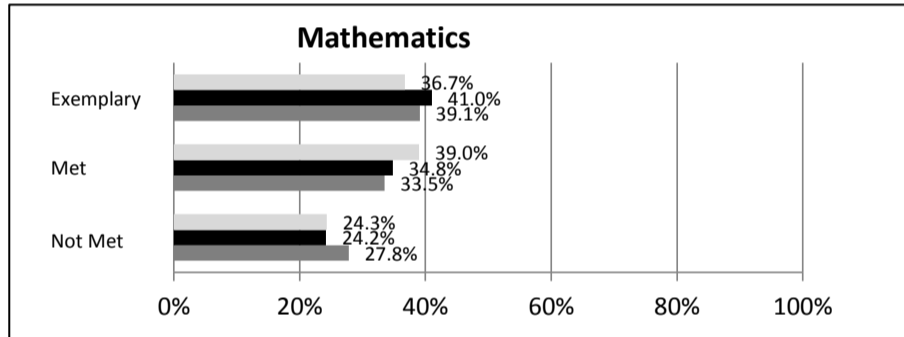
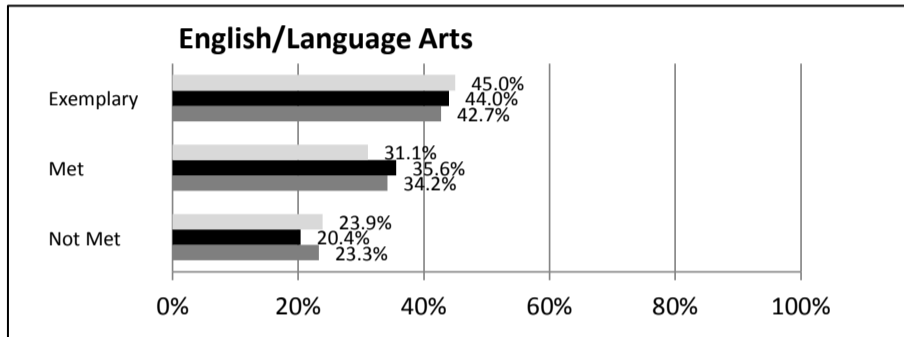
## ABSOLUTE RATINGS OF ELEMENTARY SCHOOLS WITH STUDENTS LIKE OURS\*

EXCELLENT	GOOD	AVERAGE	BELOW AVERAGE	AT-RISK
32	51	33	2	0

\* Ratings are calculated with data available by 04/27/2015. Schools with Students Like Ours are Elementary Schools with Poverty Indices of no more than 5% above or below the index for this school.


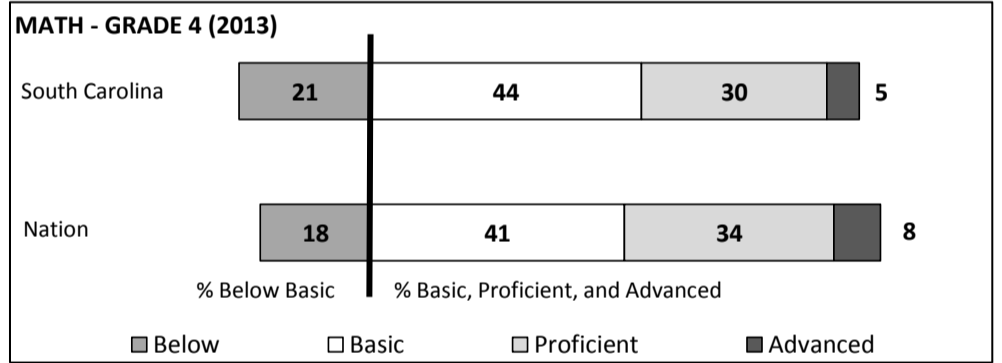
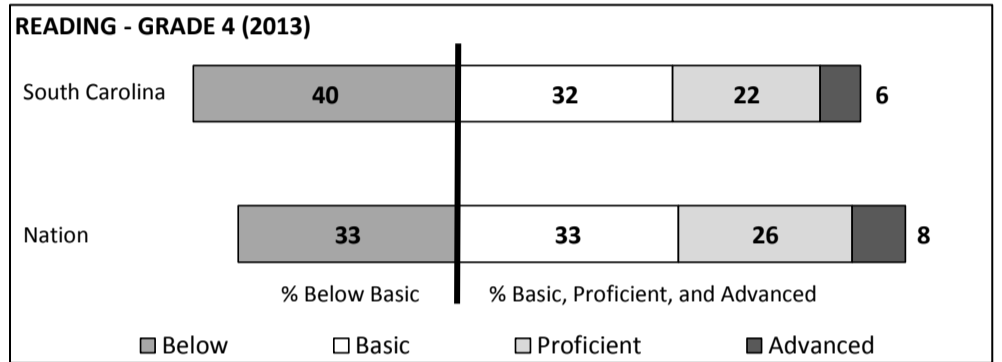
## SC PASS PERFORMANCE

Our School    Elementary Schools with Students Like Ours    Elem Schools Statewide



## NAEP\*

\*Performance reported for SC and nation, data not available at school level. Percentages at NAEP Achievement Levels.



## SC PERFORMANCE VISION

By 2020 all students will graduate with the knowledge and skills necessary to compete successfully in the global economy, participate in a democratic society and contribute positively as members of families and communities.

## Abbreviations Key

N/A-Not Applicable

N/AV-Not Available

N/C-Not Collected

N/R-Not Reported

I/S-Insufficient Sample

TBD-To Be Determined

**Forest Lake Elementary  
RICHLAND 2**

**SCHOOL PROFILE**

	Our School	Change from Last Year	Elementary Schools with Students Like Ours	Median Elementary Schools
<b>Students (n = 609)</b>				
Retention rate	0.9%	Down from 1.3%	1.1%	1.0%
Attendance rate	97.2%	Up from 96.5%	96.4%	96.5%
Served by gifted and talented program	7.9%	Up from 7.0%	8.0%	7.3%
With disabilities	15.5%	Down from 16.6%	13.3%	12.5%
Older than usual for grade	1.1%	Down from 1.6%	2.1%	1.8%
Out-of-school suspensions or expulsions for violent and/or criminal offenses	0.0%	No change	0.0%	0.0%
<b>Teachers (n = 52)</b>				
Teachers with advanced degrees	75.0%	Up from 68.6%	60.0%	62.3%
Continuing contract teachers	76.9%	Down from 80.4%	84.0%	81.2%
Teachers returning from previous year	87.8%	Up from 85.9%	89.6%	88.4%
Teacher attendance rate	96.8%	Up from 96.2%	95.4%	95.3%
Average teacher salary*	\$48,560	Down 2.5%	\$48,316	\$47,902
Classes not taught by highly qualified teachers	6.1%	Up from 1.7%	0.0%	0.0%
Professional development days/teacher	3.9 days	Down from 4.0 days	10.4 days	10.9 days
<b>School</b>				
Principal's years at school	13.0	Up from 12.0	5.0	4.0
Student-teacher ratio in core subjects	19.2 to 1	Down from 20.2 to 1	20.3 to 1	19.9 to 1
Prime instructional time	93.3%	Up from 91.9%	90.5%	90.7%
Opportunities in the arts	Good	No change	Good	Good
SACS accreditation	Yes	No change	Yes	Yes
Parents attending conferences	69.0%	Up from 65.4%	100.0%	100.0%
Character development program	Excellent	No change	Excellent	Excellent
Dollars spent per pupil**	\$8,597	Up 0.0%	\$7,339	\$7,680
Percent of expenditures for instruction**	73.3%	Down from 75.0%	67.5%	66.8%
Percent of expenditures for teacher salaries**	72.9%	Up from 72.0%	66.7%	66.0%
ESEA composite index score	77.8	Down from 84.3	89.1	85.7

\* Length of contract = 185+ days.

\*\*Prior year audited financial data available.

**EVALUATION RESULTS**

	Teachers	Students*	Parents*
Number of surveys returned	49	79	14
Percent satisfied with learning environment	93.9%	89.9%	100.0%
Percent satisfied with social and physical environment	93.9%	91.3%	85.7%
Percent satisfied with school-home relations	87.8%	93.8%	80.0%

\*Only students at the highest elementary school grade level at this school and their parents were included.

Comprehensive detail, including definitions of ratings, performance criteria, and explanations of status, is available on [www.ed.sc.gov](http://www.ed.sc.gov) and [www.eoc.sc.gov](http://www.eoc.sc.gov) as well as school and school district websites.

Printed versions are available from school districts upon request.

**REPORT OF PRINCIPAL AND SCHOOL IMPROVEMENT COUNCIL**

Forest Lake Elementary NASA Explorer School celebrates another successful year of quality teaching and learning! Forest Lake faculty and staff continue to engage students in technology-infused learning experiences that incorporate 21st Century learning skills and standards. Academic instruction and activities are differentiated in order to meet the needs of all. ☒

Our families, business partners, and community members are amazing! They have contributed thousands of hours volunteering in the school and/or serving as mentors. We truly appreciate the active role these important learning partners play in our school. Their support is crucial to our success!☒

Forest Lake's exemplary teachers welcomed a number of educators and administrators from across the state into their classrooms this year. Interns, practicum students, and student teachers from the University of South Carolina also benefited from our excellent staff of professionals.☒

Due to the commitment and dedication of the Forest Lake faculty, staff, and students and the support of our families, business partners, and the community, our accolades are numerous. Over the years, Forest Lake has received both state and national recognitions to include being named a Parents Magazine Honor Roll School, NASA Honor Roll School, NASA DLN's First Recipient of the Beagle Award 2014, 2014 National Civil Air Patrol's Aerospace Connections in Education ACE Student of the Year, National NAEOP Administrator of the Year 2014, Featured in USA Today Magazine September 2013, NASA RGO (Reduced Gravity Opportunity) Recipients 2011-2012; 2012-2013, and Civil Air Patrol National School Award 2012-2013.☒

Forest Lake is proud of its active partnership with NASA as we begin our ninth year as a NASA Explorer School! Teachers use the NASA resources and state standards to design experience-based instructional practices that incorporate STEM-G (Science, Technology, Engineering, Math and Geography) curricula. Infused with literacy and the arts, our well balanced instructional program provides tomorrow's leaders with a strong academic foundation!☒

A variety of school-wide and grade level programs promote academic achievement and community among students. NASA Family Nights, Forest Lake Today news program, Broadway Jr. and grade level musical productions, STEM-G Fest, LEGO Robotics team, National Geographic Geo Bee, Science Fair, SC Festival, Eagle Express Literary magazine, and our end of the year Destination: Mars unit provided students opportunities to collaborate with others while participating in exciting and fun learning activities.☒

All students are engaged in quality teaching and learning. Forest Lake's commitment to providing an excellent education extends far beyond the basics. Our professional staff works diligently to provide every student with numerous and varied academic experiences. Distance learning through video conferences, speakers, on-site and off-site field studies, and special programs combined with classroom experiences ensure that our students will achieve to their fullest potential. ☒

Tomorrow's leaders are learning valuable lessons today at Forest Lake! Our students are given the opportunity to explore their world and the world at large using the latest in technology

**Abbreviations Key**

**N/A**-Not Applicable

**N/AV**-Not Available

**N/C**-Not Collected

**N/R**-Not Reported

**I/S**-Insufficient Sample

**TBD**-To Be Determined