



# SC Annual School Report Card Summary

**Dover Elementary School**  
**ORANGEBURG CONSOLIDATED 5**  
**Grades: PK-5**      **Enrollment: 326**  
**Principal: Matt Schilit**  
**Superintendent: Cynthia Wilson**  
**Board Chair: Mary Ulmer**

## PERFORMANCE

Comprehensive detail, including definitions of ratings, performance criteria, and explanations of status, is available on [www.ed.sc.gov](http://www.ed.sc.gov) and [www.eoc.sc.gov](http://www.eoc.sc.gov) as well as school and school district websites. Printed versions are available from school districts upon request.

YEAR	ABSOLUTE RATING	GROWTH RATING	PALMETTO GOLD AND SILVER AWARD		ESEA/FEDERAL ACCOUNTABILITY RATING SYSTEM	
			General Performance	Closing the Gap	ESEA Grade	Accountability Indicator
2014	Average	Average	TBD	TBD	B	Reward
2013	Average	Average	N/A	N/A	F	N/A
2012	Average	Good	SILVER	N/A	A	N/A

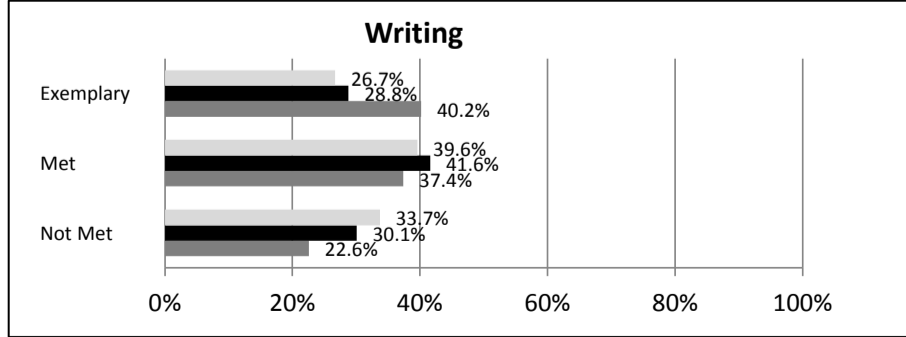
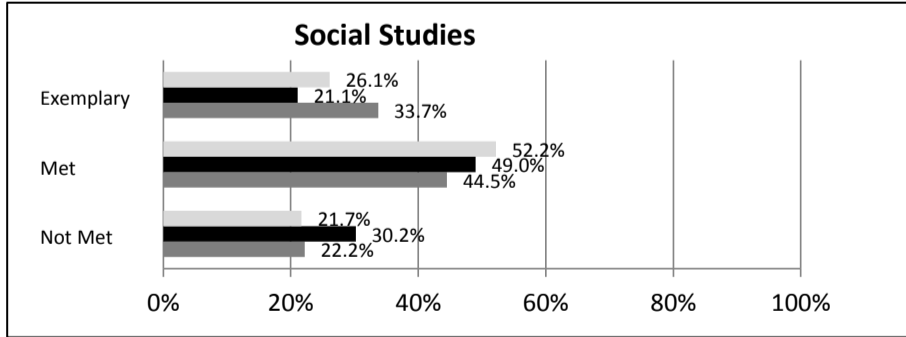
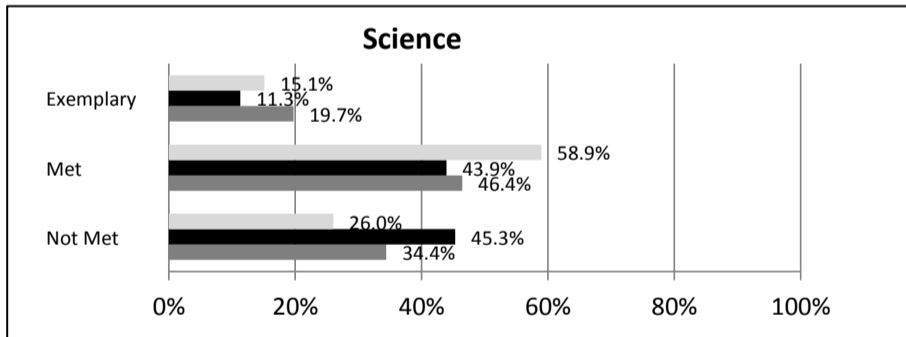
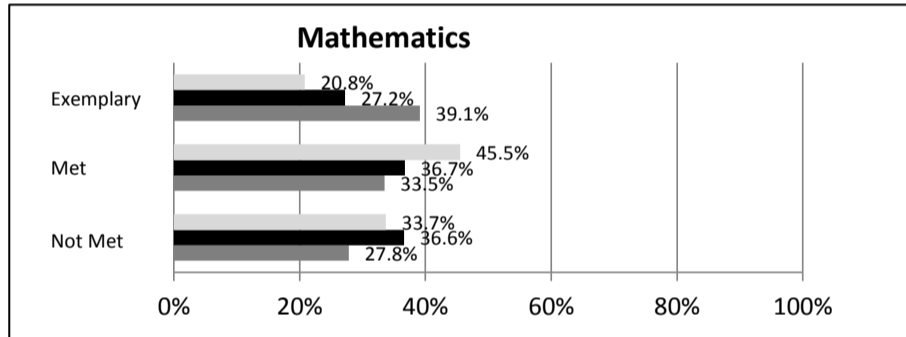
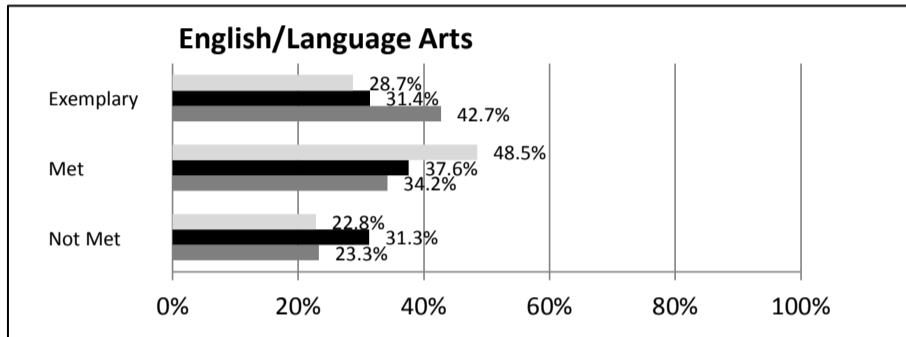
## ABSOLUTE RATINGS OF ELEMENTARY SCHOOLS WITH STUDENTS LIKE OURS\*

EXCELLENT	GOOD	AVERAGE	BELOW AVERAGE	AT-RISK
7	13	115	19	7

\* Ratings are calculated with data available by 04/27/2015. Schools with Students Like Ours are Elementary Schools with Poverty Indices of no more than 5% above or below the index for this school.

## SC PASS PERFORMANCE

Our School      Elementary Schools with Students Like Ours      Elem Schools Statewide



## NAEP\*

\*Performance reported for SC and nation, data not available at school level. Percentages at NAEP Achievement Levels.



**SC PERFORMANCE VISION**  
 By 2020 all students will graduate with the knowledge and skills necessary to compete successfully in the global economy, participate in a democratic society and contribute positively as members of families and communities.

### Abbreviations Key

N/A-Not Applicable      N/AV-Not Available      N/C-Not Collected      N/R-Not Reported      I/S-Insufficient Sample      TBD-To Be Determined

**Dover Elementary School  
ORANGEBURG CONSOLIDATED 5**

**SCHOOL PROFILE**

	Our School	Change from Last Year	Elementary Schools with Students Like Ours	Median Elementary Schools
<b>Students (n = 326)</b>				
Retention rate	3.3%	Up from 2.6%	1.6%	1.0%
Attendance rate	97.1%	Up from 94.5%	96.0%	96.5%
Served by gifted and talented program	0.0%	Down from 0.3%	4.2%	7.3%
With disabilities	15.9%	Down from 16.9%	13.2%	12.5%
Older than usual for grade	3.7%	Down from 4.1%	2.6%	1.8%
Out-of-school suspensions or expulsions for violent and/or criminal offenses	0.0%	No change	0.0%	0.0%
<b>Teachers (n = 19)</b>				
Teachers with advanced degrees	68.4%	Down from 76.2%	61.0%	62.3%
Continuing contract teachers	84.2%	Up from 76.2%	79.3%	81.2%
Teachers returning from previous year	78.8%	Down from 81.4%	85.4%	88.4%
Teacher attendance rate	95.4%	Down from 98.9%	95.1%	95.3%
Average teacher salary*	\$45,742	Down 3.9%	\$46,740	\$47,902
Classes not taught by highly qualified teachers	0.0%	No change	0.0%	0.0%
Professional development days/teacher	15.5 days	Up from 5.8 days	10.6 days	10.9 days
<b>School</b>				
Principal's years at school	1.0	No change	3.0	4.0
Student-teacher ratio in core subjects	21.6 to 1	Up from 15.5 to 1	18.8 to 1	19.9 to 1
Prime instructional time	90.2%	Down from 90.7%	90.1%	90.7%
Opportunities in the arts	Good	No change	Good	Good
SACS accreditation	Yes	No change	Yes	Yes
Parents attending conferences	100.0%	Up from 99.9%	100.0%	100.0%
Character development program	Excellent	Up from Good	Excellent	Excellent
Dollars spent per pupil**	\$8,136	Up 6.2%	\$8,049	\$7,680
Percent of expenditures for instruction**	58.7%	Down from 61.0%	65.9%	66.8%
Percent of expenditures for teacher salaries**	57.8%	Up from 57.0%	65.1%	66.0%
ESEA composite index score	83.8	Up from 53.8	77.0	85.7

\* Length of contract = 185+ days.

\*\*Prior year audited financial data available.

**EVALUATION RESULTS**

	Teachers	Students*	Parents*
Number of surveys returned	21	29	10
Percent satisfied with learning environment	100.0%	75.8%	90.0%
Percent satisfied with social and physical environment	100.0%	85.7%	81.8%
Percent satisfied with school-home relations	100.0%	96.3%	81.8%

\*Only students at the highest elementary school grade level at this school and their parents were included.

Comprehensive detail, including definitions of ratings, performance criteria, and explanations of status, is available on [www.ed.sc.gov](http://www.ed.sc.gov) and [www.eoc.sc.gov](http://www.eoc.sc.gov) as well as school and school district websites.

Printed versions are available from school districts upon request.

**REPORT OF PRINCIPAL AND SCHOOL IMPROVEMENT COUNCIL**

The 2013-2014 school year was a banner year at Dover Elementary School. As a part of Orangeburg Consolidated School District Five we proudly serve approximately 330 students in grades PreK-5.

Dover Elementary School has high expectations for all students and a strong focus on teaching and learning on a daily basis. Dover Elementary School is proudly recognized as an award winning Save the Children partner. Save the Children provides our students with tutoring both during and after the school day to provide additional instruction.

One of Dover Elementary School's 5th grade students was named the South Carolina state first place winner for the Saris Bicycle Poster Contest. This contest was organized through the Safe Routes to School movement in South Carolina.

Dover Elementary School had an extremely successful year engaging our community with our school. We hosted numerous events that provided students, parents, grandparents, and community members the opportunity to come together on Dover's campus. These events included Trunk or Treat, Muffins for Moms, Donuts for Dads, and a breakfast honoring our local Veterans.

As we continue our journey to meet the needs of all students, Dover Elementary School will continue to engage our students utilizing best practices, technology, data, and innovative strategies. Our theme this year was quite successful and focused on the One Word initiative. The best is yet to come at Dover Elementary School and our One Word moving forward is one that sums up our campus. Dover Elementary School is a true TEAM.

Matt Schilit, Principal

Candace Day, SIC Chair

**Abbreviations Key**

N/A-Not Applicable

N/AV-Not Available

N/C-Not Collected

N/R-Not Reported

I/S-Insufficient Sample

TBD-To Be Determined