



SC Annual School Report Card Summary

Whittaker Elementary School
ORANGEBURG CONSOLIDATED 5
Grades: PK-5 Enrollment: 688
Principal: Dr. Casandra H. Jenkins
Superintendent: Cynthia Wilson
Board Chair: Mary Ulmer

PERFORMANCE

Comprehensive detail, including definitions of ratings, performance criteria, and explanations of status, is available on www.ed.sc.gov and www.eoc.sc.gov as well as school and school district websites. Printed versions are available from school districts upon request.

YEAR	ABSOLUTE RATING	GROWTH RATING	PALMETTO GOLD AND SILVER AWARD		ESEA/FEDERAL ACCOUNTABILITY RATING SYSTEM	
			General Performance	Closing the Gap	ESEA Grade	Accountability Indicator
2014	Average	Below Average	TBD	TBD	C	N/A
2013	Good	Average	N/A	N/A	A	Reward
2012	Good	Good	SILVER	N/A	B	Reward

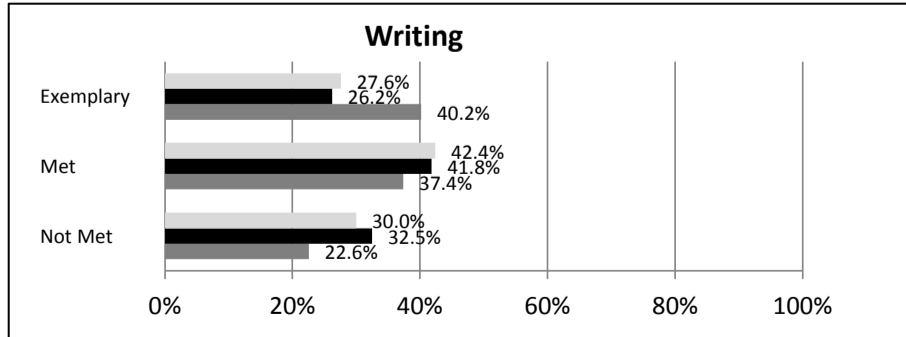
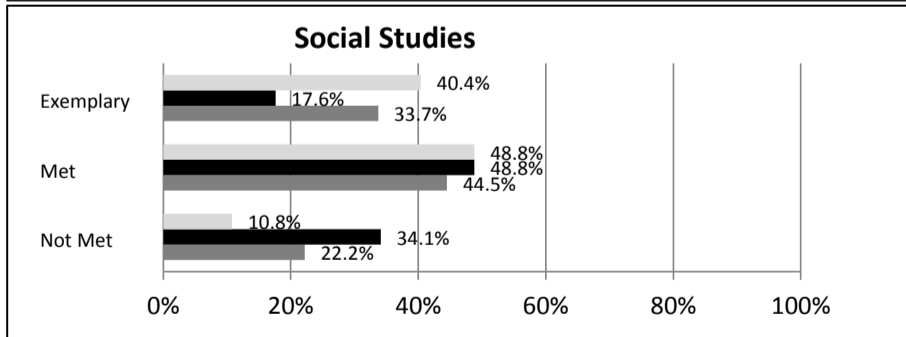
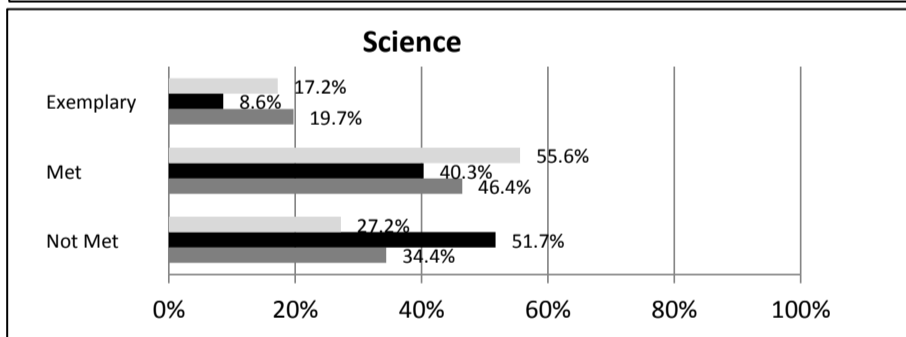
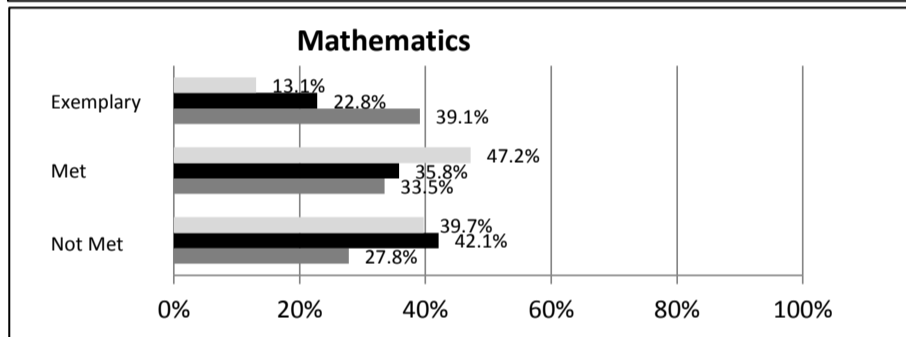
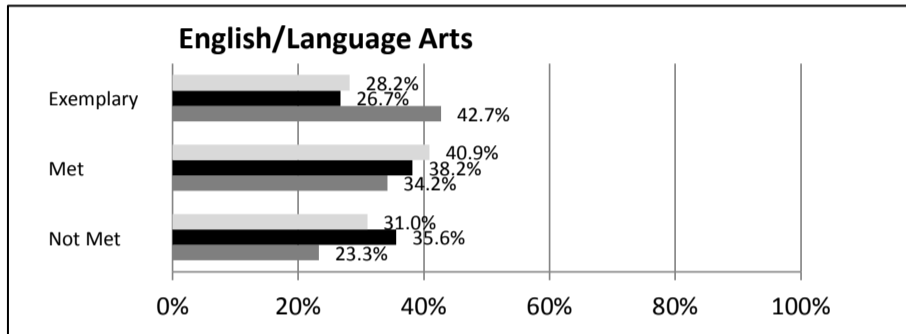
ABSOLUTE RATINGS OF ELEMENTARY SCHOOLS WITH STUDENTS LIKE OURS*

EXCELLENT	GOOD	AVERAGE	BELOW AVERAGE	AT-RISK
3	8	109	47	16

* Ratings are calculated with data available by 04/27/2015. Schools with Students Like Ours are Elementary Schools with Poverty Indices of no more than 5% above or below the index for this school.



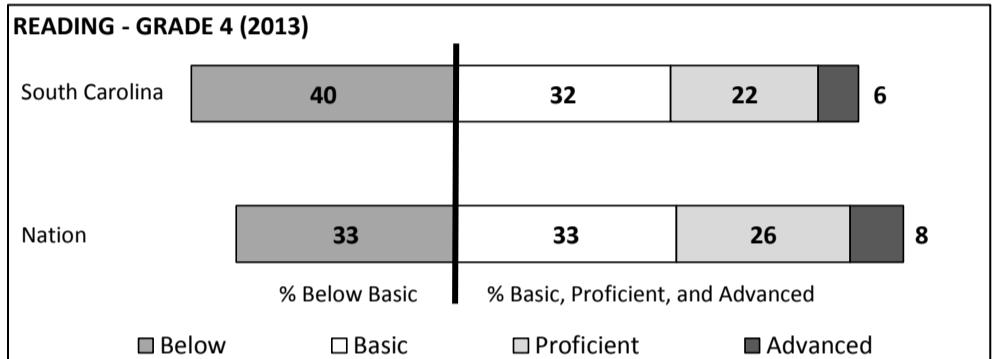
SC PASS PERFORMANCE

Our School Elementary Schools with Students Like Ours Elem Schools Statewide



NAEP*

*Performance reported for SC and nation, data not available at school level. Percentages at NAEP Achievement Levels.



SC PERFORMANCE VISION
 By 2020 all students will graduate with the knowledge and skills necessary to compete successfully in the global economy, participate in a democratic society and contribute positively as members of families and communities.

Abbreviations Key

N/A-Not Applicable N/AV-Not Available N/C-Not Collected N/R-Not Reported I/S-Insufficient Sample TBD-To Be Determined

**Whittaker Elementary School
ORANGEBURG CONSOLIDATED 5**

SCHOOL PROFILE

	Our School	Change from Last Year	Elementary Schools with Students Like Ours	Median Elementary Schools
Students (n = 688)				
Retention rate	2.8%	Up from 0.4%	1.6%	1.0%
Attendance rate	96.0%	Down from 96.4%	96.0%	96.5%
Served by gifted and talented program	0.0%	No change	2.9%	7.3%
With disabilities	5.2%	Down from 8.0%	14.0%	12.5%
Older than usual for grade	3.0%	No change	2.9%	1.8%
Out-of-school suspensions or expulsions for violent and/or criminal offenses	0.0%	No change	0.0%	0.0%
Teachers (n = 38)				
Teachers with advanced degrees	81.6%	Down from 82.1%	59.5%	62.3%
Continuing contract teachers	89.5%	Up from 79.5%	74.2%	81.2%
Teachers returning from previous year	89.0%	Up from 88.8%	83.7%	88.4%
Teacher attendance rate	94.3%	Down from 95.1%	95.3%	95.3%
Average teacher salary*	\$50,668	Up 2.0%	\$45,866	\$47,902
Classes not taught by highly qualified teachers	0.0%	No change	0.0%	0.0%
Professional development days/teacher	14.8 days	Up from 11.5 days	10.4 days	10.9 days
School				
Principal's years at school	12.0	Up from 1.0	4.0	4.0
Student-teacher ratio in core subjects	24.5 to 1	Up from 22.8 to 1	18.5 to 1	19.9 to 1
Prime instructional time	87.4%	Down from 89.4%	90.4%	90.7%
Opportunities in the arts	Good	No change	Good	Good
SACS accreditation	Yes	No change	Yes	Yes
Parents attending conferences	100.0%	No change	100.0%	100.0%
Character development program	Excellent	No change	Excellent	Excellent
Dollars spent per pupil**	\$6,623	Up 2.0%	\$8,691	\$7,680
Percent of expenditures for instruction**	64.9%	Down from 68.0%	65.0%	66.8%
Percent of expenditures for teacher salaries**	64.3%	Up from 64.0%	64.4%	66.0%
ESEA composite index score	75.8	Down from 100.0	70.5	85.7

* Length of contract = 185+ days.

**Prior year audited financial data available.

EVALUATION RESULTS

	Teachers	Students*	Parents*
Number of surveys returned	37	84	47
Percent satisfied with learning environment	91.9%	88.1%	95.8%
Percent satisfied with social and physical environment	86.5%	82.9%	95.9%
Percent satisfied with school-home relations	83.7%	84.6%	84.1%

*Only students at the highest elementary school grade level at this school and their parents were included.

Comprehensive detail, including definitions of ratings, performance criteria, and explanations of status, is available on www.ed.sc.gov and www.eoc.sc.gov as well as school and school district websites.

Printed versions are available from school districts upon request.

REPORT OF PRINCIPAL AND SCHOOL IMPROVEMENT COUNCIL

Whittaker Elementary School is centrally located in the Whittaker Heights Community of Orangeburg, SC. Whittaker is a Title I School with a poverty index of 95.6%. Our school operates in a tradition of excellence that stems from dedicated, hard working faculty and staff members that join hearts and hands with the community to obtain academic success for all. Each year, Whittaker strives to improve upon the tradition of achievement that has been established by giving our students the best academic foundation that they can possibly receive. ☒

The Whittaker Family works together to provide a challenging and stimulating curriculum, in a one-to-one digital environment on a daily basis. We believe that an academically focused and a technologically blended environment is the key to preparing our students for a successful future. We make academic achievement our primary focus by using data to monitor, assess, and adjust instruction based on the needs of our students.☒

We are the proud recipients of the Federal Government's Race to the Top Grant that will provide our students and staff with digital devices and allow all students and teachers to closely monitor the academic progress of every student that attends Whittaker Elementary School. We look forward to our teachers, administrators, and students being engaged in professional development activities that will sharpen our instructional skills and abilities and increase the opportunities of success for all students. Teachers also use cutting edge digital resources that enhance instruction to include the Lumens, Electronic Boards, Classroom Performance Systems, Laptops, and One-to-One Digital Devices. ☒

Our parents are an integral part of our positive environment and always work with the school to make the bond of school-to-home relationships positive and productive. We are excited about training our parents to track their child's academic progress through the digital devices that each child will receive. This will provide parents with daily access to their child's assignments, progress reports, and empower parents with on-line resources that help them join the school in tracking and monitoring their child's academic standing. ☒

Dr. Casandra H. Jenkins, Principal
Mack, SIC Chairperson

Mr. Hercules

Abbreviations Key

N/A-Not Applicable

N/AV-Not Available

N/C-Not Collected

N/R-Not Reported

I/S-Insufficient Sample

TBD-To Be Determined