



# SC Annual School Report Card Summary

Rivelon Elementary School  
 ORANGEBURG CONSOLIDATED 5  
 Grades: PK-5 Enrollment: 248  
 Principal: Michele Myers  
 Superintendent: Cynthia Wilson  
 Board Chair: Mary Ulmer

## PERFORMANCE

Comprehensive detail, including definitions of ratings, performance criteria, and explanations of status, is available on [www.ed.sc.gov](http://www.ed.sc.gov) and [www.eoc.sc.gov](http://www.eoc.sc.gov) as well as school and school district websites. Printed versions are available from school districts upon request.

YEAR	ABSOLUTE RATING	GROWTH RATING	PALMETTO GOLD AND SILVER AWARD		ESEA/FEDERAL ACCOUNTABILITY RATING SYSTEM	
			General Performance	Closing the Gap	ESEA Grade	Accountability Indicator
2014	Below Average	Good	TBD	TBD	F	Priority
2013	Below Average	At-Risk	N/A	N/A	F	N/A
2012	Below Average	At-Risk	N/A	N/A	F	N/A

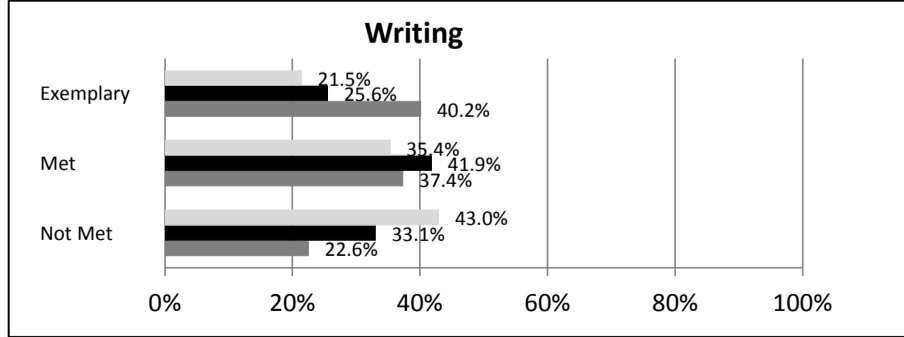
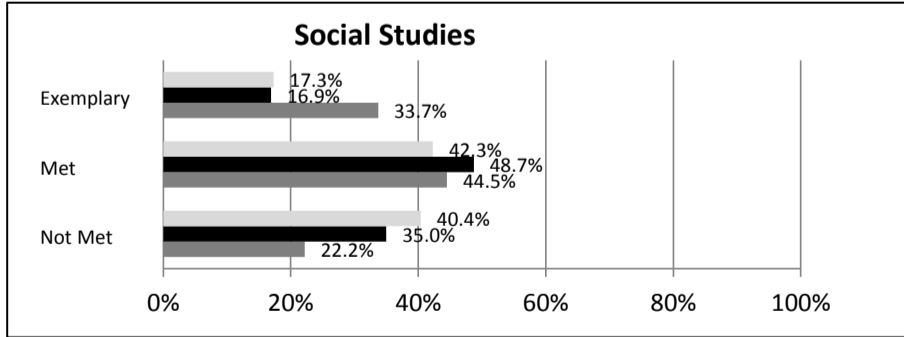
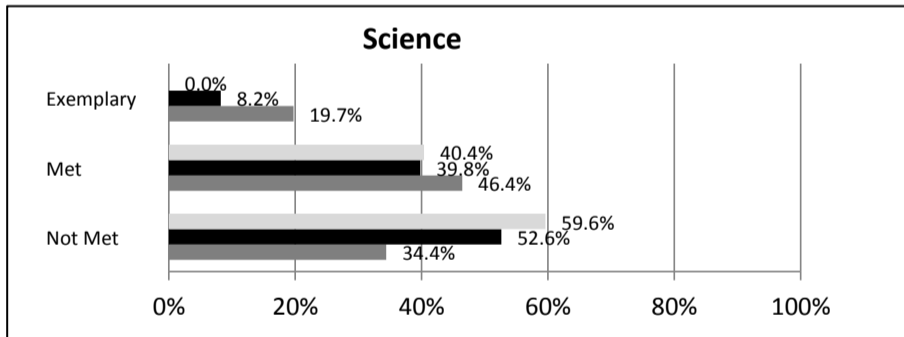
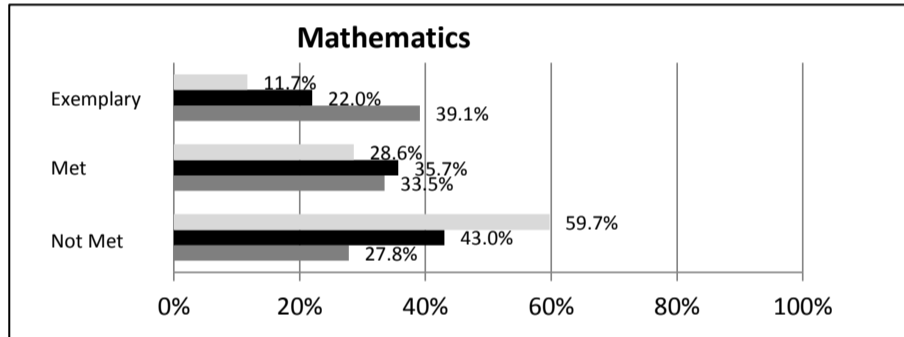
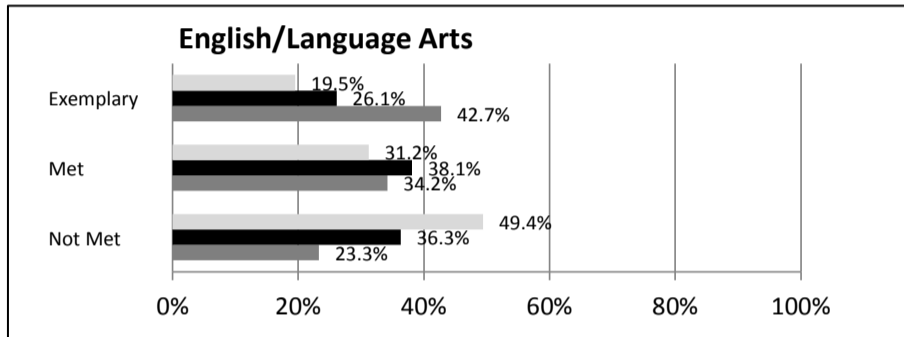
## ABSOLUTE RATINGS OF ELEMENTARY SCHOOLS WITH STUDENTS LIKE OURS\*

EXCELLENT	GOOD	AVERAGE	BELOW AVERAGE	AT-RISK
1	6	99	47	16

\* Ratings are calculated with data available by 04/27/2015. Schools with Students Like Ours are Elementary Schools with Poverty Indices of no more than 5% above or below the index for this school.

## SC PASS PERFORMANCE

Our School Elementary Schools with Students Like Ours Elem Schools Statewide



## NAEP\*

\*Performance reported for SC and nation, data not available at school level. Percentages at NAEP Achievement Levels.



## SC PERFORMANCE VISION

By 2020 all students will graduate with the knowledge and skills necessary to compete successfully in the global economy, participate in a democratic society and contribute positively as members of families and communities.

## Abbreviations Key

N/A-Not Applicable N/AV-Not Available N/C-Not Collected N/R-Not Reported I/S-Insufficient Sample TBD-To Be Determined

**Rivelon Elementary School  
ORANGEBURG CONSOLIDATED 5**

**SCHOOL PROFILE**

	Our School	Change from Last Year	Elementary Schools with Students Like Ours	Median Elementary Schools
<b>Students (n = 248)</b>				
Retention rate	0.0%	No change	1.6%	1.0%
Attendance rate	95.7%	Down from 96.0%	96.0%	96.5%
Served by gifted and talented program	0.0%	No change	2.6%	7.3%
With disabilities	11.9%	Down from 13.5%	14.0%	12.5%
Older than usual for grade	3.3%	Up from 2.1%	3.0%	1.8%
Out-of-school suspensions or expulsions for violent and/or criminal offenses	0.0%	No change	0.0%	0.0%
<b>Teachers (n = 19)</b>				
Teachers with advanced degrees	68.4%	Down from 78.9%	59.4%	62.3%
Continuing contract teachers	68.4%	Down from 84.2%	73.6%	81.2%
Teachers returning from previous year	81.9%	Down from 89.4%	83.3%	88.4%
Teacher attendance rate	96.8%	Up from 90.5%	95.3%	95.3%
Average teacher salary*	\$50,000	Down 3.4%	\$45,638	\$47,902
Classes not taught by highly qualified teachers	4.6%	Up from 0.0%	0.0%	0.0%
Professional development days/teacher	13.2 days	Down from 15.4 days	10.7 days	10.9 days
<b>School</b>				
Principal's years at school	2.0	Up from 1.0	3.0	4.0
Student-teacher ratio in core subjects	17.3 to 1	Up from 13.3 to 1	18.4 to 1	19.9 to 1
Prime instructional time	91.9%	Up from 82.3%	90.2%	90.7%
Opportunities in the arts	Good	No change	Good	Good
SACS accreditation	Yes	No change	Yes	Yes
Parents attending conferences	100.0%	No change	100.0%	100.0%
Character development program	Excellent	Up from Good	Excellent	Excellent
Dollars spent per pupil**	\$10,799	Up 7.1%	\$8,788	\$7,680
Percent of expenditures for instruction**	62.1%	Down from 64.0%	64.5%	66.8%
Percent of expenditures for teacher salaries**	61.9%	Up from 61.0%	64.0%	66.0%
ESEA composite index score	38.4	Up from 27.7	69.8	85.7

\* Length of contract = 185+ days.

\*\*Prior year audited financial data available.

**EVALUATION RESULTS**

	Teachers	Students*	Parents*
Number of surveys returned	20	28	17
Percent satisfied with learning environment	85.0%	64.3%	88.3%
Percent satisfied with social and physical environment	94.8%	67.9%	80.0%
Percent satisfied with school-home relations	45.0%	78.5%	66.7%

\*Only students at the highest elementary school grade level at this school and their parents were included.

Comprehensive detail, including definitions of ratings, performance criteria, and explanations of status, is available on [www.ed.sc.gov](http://www.ed.sc.gov) and [www.eoc.sc.gov](http://www.eoc.sc.gov) as well as school and school district websites.

Printed versions are available from school districts upon request.

**REPORT OF PRINCIPAL AND SCHOOL IMPROVEMENT COUNCIL**

Rivelon Elementary School is located right outside the town limit of Orangeburg, SC. The school has a student body of 252 pre-Kindergarten through fifth graders. The ethnic demographics consist of approximately 97 percent African Americans, 2 percent Caucasians, and 1 percent Latino(a). We take pride in being a community school. Rivelon is Title I identified school. We believe in developing and nurturing the whole child, meaning we cater to each child's physical, emotional, and cognitive wellbeing. We achieve this, by incorporating a plethora of initiatives and strategies designed to meet those individual needs. Our guidance counselor and teachers support our county's character education initiative by incorporating character education during classroom instruction.☐

Our goal is student achievement. As such, we use a variety of scientifically, research based instructional strategies to instruct our students. In addition to using best practices, we initiated content based classes this year to improve pedagogy in reading, writing, and mathematics. Further, we instituted Principal's Professional Learning Communities in which teachers and the administration analyzed data and designed instruction to address the needs of the student. ☐

We believe that building and sustaining positive home-school connections are essential in improving academic outcomes for our students. We instituted several programs designed to bridge those relationships, namely Books and Breakfast, Principal, Pastries, and Parents, and Taking it to the Streets. ☐ At Rivelon, "We exist to improve student achievement."

Assistant Principal, Rena Bowman  
Willie Booker, School Improvement Council Chairperson

**Abbreviations Key**

**N/A**-Not Applicable

**N/AV**-Not Available

**N/C**-Not Collected

**N/R**-Not Reported

**I/S**-Insufficient Sample

**TBD**-To Be Determined