



SC Annual School Report Card Summary

Brookdale Elementary
 ORANGEBURG CONSOLIDATED 5
 Grades: PK-5 Enrollment: 305
 Principal: Charlene Stokes
 Superintendent: Cynthia Wilson
 Board Chair: Mary Ulmer

PERFORMANCE

Comprehensive detail, including definitions of ratings, performance criteria, and explanations of status, is available on www.ed.sc.gov and www.eoc.sc.gov as well as school and school district websites. Printed versions are available from school districts upon request.

YEAR	ABSOLUTE RATING	GROWTH RATING	PALMETTO GOLD AND SILVER AWARD		ESEA/FEDERAL ACCOUNTABILITY RATING SYSTEM	
			General Performance	Closing the Gap	ESEA Grade	Accountability Indicator
2014	Average	Average	TBD	TBD	D	N/A
2013	Average	Excellent	GOLD	SILVER	A	Priority
2012	At-Risk	Below Average	N/A	N/A	F	Priority

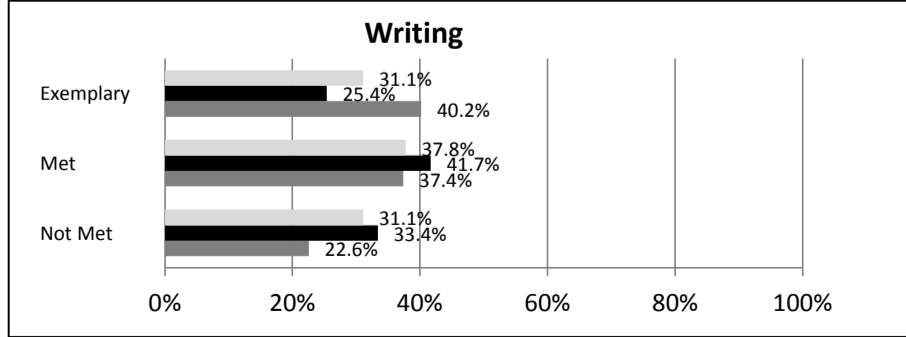
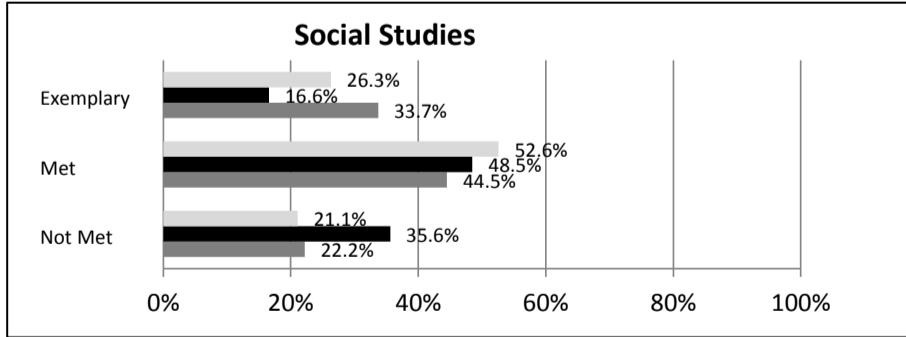
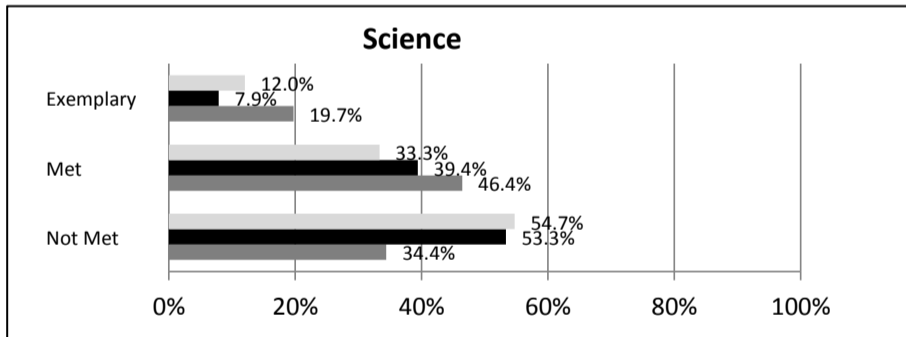
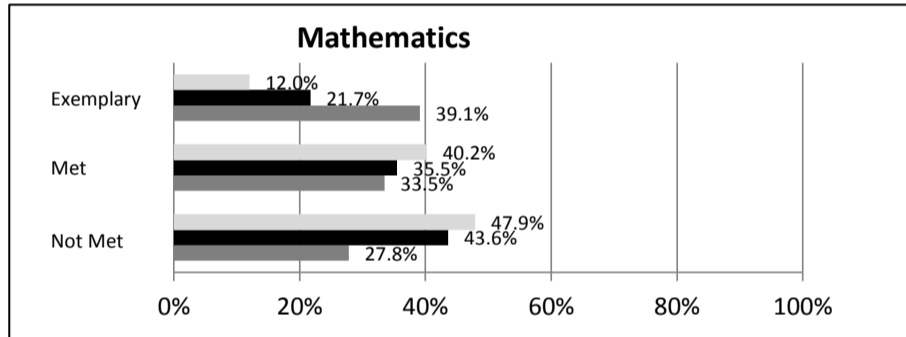
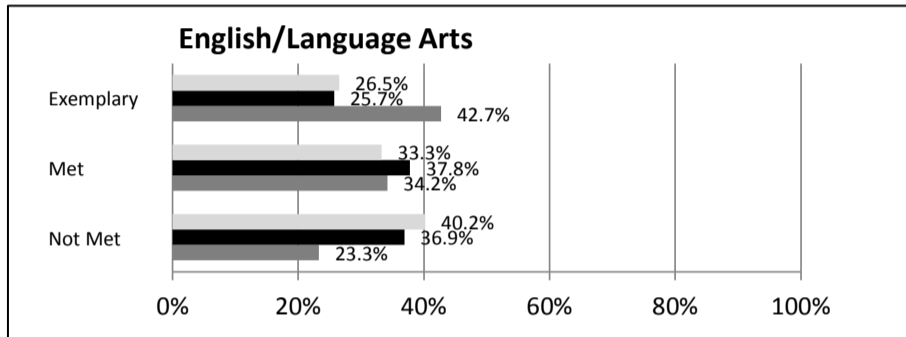
ABSOLUTE RATINGS OF ELEMENTARY SCHOOLS WITH STUDENTS LIKE OURS*

EXCELLENT	GOOD	AVERAGE	BELOW AVERAGE	AT-RISK
1	5	88	45	16

* Ratings are calculated with data available by 04/27/2015. Schools with Students Like Ours are Elementary Schools with Poverty Indices of no more than 5% above or below the index for this school.

SC PASS PERFORMANCE

Our School Elementary Schools with Students Like Ours Elem Schools Statewide



NAEP*

*Performance reported for SC and nation, data not available at school level. Percentages at NAEP Achievement Levels.



SC PERFORMANCE VISION
 By 2020 all students will graduate with the knowledge and skills necessary to compete successfully in the global economy, participate in a democratic society and contribute positively as members of families and communities.

Abbreviations Key

N/A-Not Applicable N/AV-Not Available N/C-Not Collected N/R-Not Reported I/S-Insufficient Sample TBD-To Be Determined

**Brookdale Elementary
ORANGEBURG CONSOLIDATED 5**

SCHOOL PROFILE

	Our School	Change from Last Year	Elementary Schools with Students Like Ours	Median Elementary Schools
Students (n = 305)				
Retention rate	1.0%	Up from 0.7%	1.6%	1.0%
Attendance rate	97.9%	Up from 95.9%	96.0%	96.5%
Served by gifted and talented program	0.0%	Down from 0.3%	2.5%	7.3%
With disabilities	16.3%	Up from 11.3%	14.0%	12.5%
Older than usual for grade	3.9%	Up from 3.1%	2.9%	1.8%
Out-of-school suspensions or expulsions for violent and/or criminal offenses	0.0%	No change	0.0%	0.0%
Teachers (n = 19)				
Teachers with advanced degrees	63.2%	Down from 73.7%	59.4%	62.3%
Continuing contract teachers	73.7%	Down from 94.7%	73.3%	81.2%
Teachers returning from previous year	74.4%	Down from 83.2%	83.2%	88.4%
Teacher attendance rate	95.1%	Up from 95.0%	95.2%	95.3%
Average teacher salary*	\$46,522	Down 3.4%	\$45,638	\$47,902
Classes not taught by highly qualified teachers	2.2%	Up from 0.0%	0.0%	0.0%
Professional development days/teacher	22.6 days	Down from 27.4 days	9.9 days	10.9 days
School				
Principal's years at school	2.0	Up from 1.0	4.0	4.0
Student-teacher ratio in core subjects	18.8 to 1	Down from 20.0 to 1	18.4 to 1	19.9 to 1
Prime instructional time	86.0%	No change	90.2%	90.7%
Opportunities in the arts	Good	No change	Good	Good
SACS accreditation	Yes	No change	Yes	Yes
Parents attending conferences	92.1%	Down from 99.7%	100.0%	100.0%
Character development program	Excellent	No change	Excellent	Excellent
Dollars spent per pupil**	\$9,061	Down 9.0%	\$8,691	\$7,680
Percent of expenditures for instruction**	55.9%	Down from 59.0%	64.1%	66.8%
Percent of expenditures for teacher salaries**	55.1%	Up from 55.0%	63.8%	66.0%
ESEA composite index score	69.5	Down from 95.9	68.9	85.7

* Length of contract = 185+ days.

**Prior year audited financial data available.

EVALUATION RESULTS

	Teachers	Students*	Parents*
Number of surveys returned	26	36	16
Percent satisfied with learning environment	84.6%	94.4%	93.8%
Percent satisfied with social and physical environment	88.4%	91.4%	87.5%
Percent satisfied with school-home relations	88.5%	91.4%	66.6%

*Only students at the highest elementary school grade level at this school and their parents were included.

Comprehensive detail, including definitions of ratings, performance criteria, and explanations of status, is available on www.ed.sc.gov and www.eoc.sc.gov as well as school and school district websites.

Printed versions are available from school districts upon request.

REPORT OF PRINCIPAL AND SCHOOL IMPROVEMENT COUNCIL

The mission of Brookdale Elementary School is to ensure academic success for all students. Our teachers are highly qualified and continue to hone their skills in order to focus on the individual learning styles of each student. Based on our 2013 PASS data, Brookdale Elementary earned Palmetto Gold for student achievement and Palmetto Silver for closing the achievement gap. In 2013-2014, we continued making student achievement our number one priority and school-based professional development remained a cornerstone in our efforts to prepare teachers to meet the needs of all students. Brookdale Elementary is a student-centered Title 1 school that serves 330 students.

Our focus continues to be student achievement, school climate/parent involvement, and teacher administrator quality. Student achievement continues to remain the top priority as teachers utilized a variety of research proven instructional strategies to meet the needs of our students. Teachers meet weekly in our Professional Learning Community (PLC) sessions to review student work, analyze student achievement data, identify effective instructional practices, and review current research.

Our character education program (PBIS) sets common positive expectations for the school and classroom. Stickers were distributed to students for displaying appropriate expectations and the students were able to redeem them for items in our Ebay store.

Activities beyond the classroom continue to be a part of the instructional program at Brookdale including the 21st Century After School program, monthly Family Friendly Standards Nights, Recycling Program, Career Fair, Pennies for Patients, and college tours.

Our active Parent Teacher Organization (PTO) and School Improvement Council (SIC) continue to support our instructional program. The faculty and staff work diligently to provide each student with a quality educational program. However, consistently providing differentiated instruction to meet the needs of all learners continues to remain a challenge.

Octavia Green, SIC Chairperson
Charlene Stokes, Principal

Abbreviations Key

N/A-Not Applicable

N/AV-Not Available

N/C-Not Collected

N/R-Not Reported

I/S-Insufficient Sample

TBD-To Be Determined