



SC Annual School Report Card Summary

Mellichamp Elementary School
 ORANGEBURG CONSOLIDATED 5
 Grades: PK-5 Enrollment: 417
 Principal: Hayward R Jean
 Superintendent: Cynthia Wilson
 Board Chair: Mary Ulmer

PERFORMANCE

Comprehensive detail, including definitions of ratings, performance criteria, and explanations of status, is available on www.ed.sc.gov and www.eoc.sc.gov as well as school and school district websites. Printed versions are available from school districts upon request.

YEAR	ABSOLUTE RATING	GROWTH RATING	PALMETTO GOLD AND SILVER AWARD		ESEA/FEDERAL ACCOUNTABILITY RATING SYSTEM	
			General Performance	Closing the Gap	ESEA Grade	Accountability Indicator
2014	Average	Below Average	TBD	TBD	D	N/A
2013	Average	Good	SILVER	N/A	A	Priority
2012	Below Average	At-Risk	N/A	N/A	F	Priority

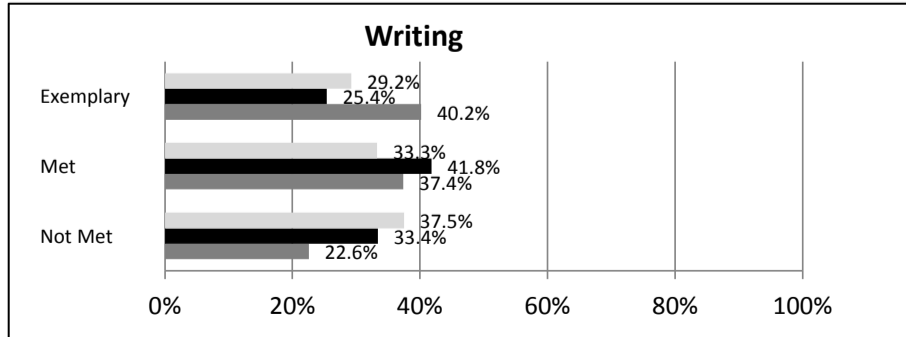
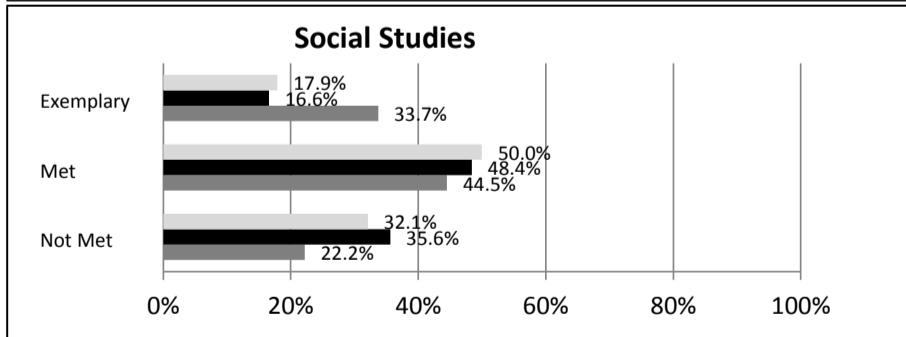
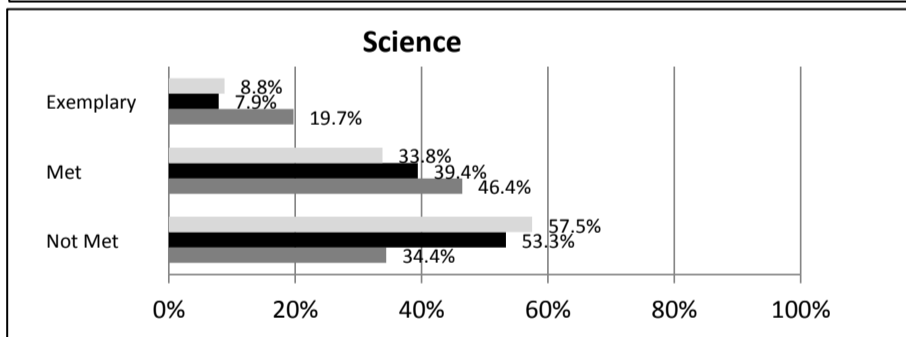
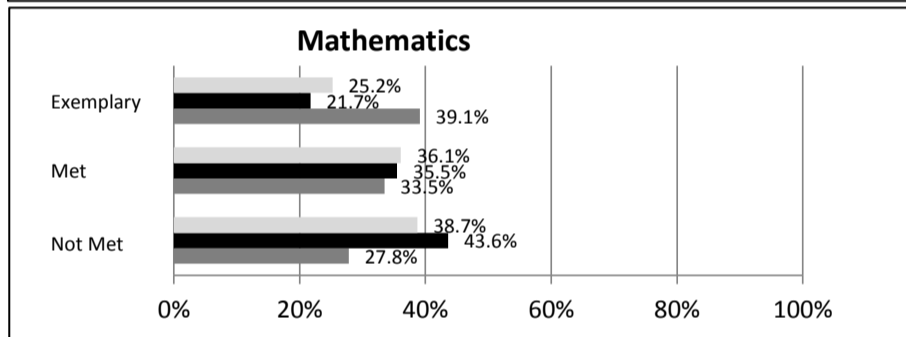
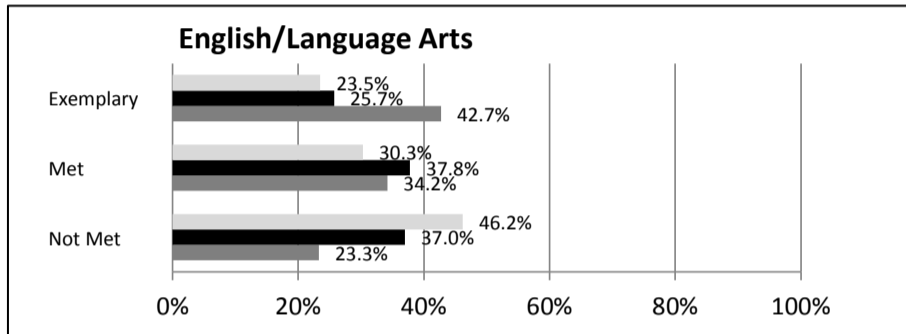
ABSOLUTE RATINGS OF ELEMENTARY SCHOOLS WITH STUDENTS LIKE OURS*

EXCELLENT	GOOD	AVERAGE	BELOW AVERAGE	AT-RISK
1	5	88	44	16

* Ratings are calculated with data available by 04/27/2015. Schools with Students Like Ours are Elementary Schools with Poverty Indices of no more than 5% above or below the index for this school.

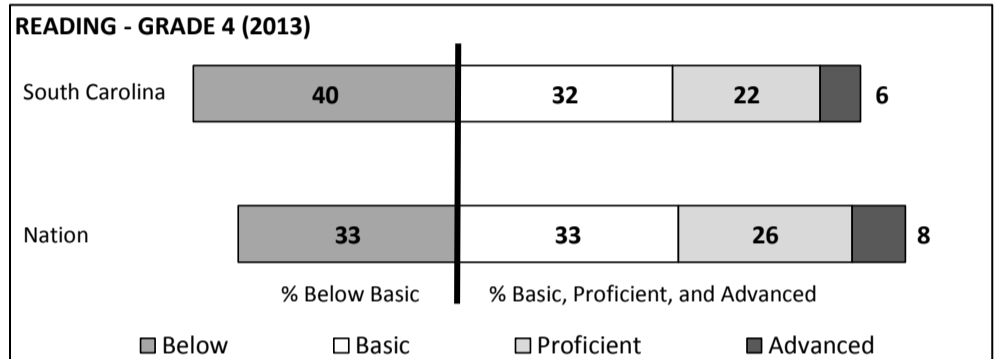
SC PASS PERFORMANCE

Our School Elementary Schools with Students Like Ours Elem Schools Statewide



NAEP*

*Performance reported for SC and nation, data not available at school level. Percentages at NAEP Achievement Levels.



SC PERFORMANCE VISION
 By 2020 all students will graduate with the knowledge and skills necessary to compete successfully in the global economy, participate in a democratic society and contribute positively as members of families and communities.

Abbreviations Key

N/A-Not Applicable N/AV-Not Available N/C-Not Collected N/R-Not Reported I/S-Insufficient Sample TBD-To Be Determined

**Mellichamp Elementary School
ORANGEBURG CONSOLIDATED 5**

SCHOOL PROFILE

	Our School	Change from Last Year	Elementary Schools with Students Like Ours	Median Elementary Schools
Students (n = 417)				
Retention rate	1.9%	Up from 1.0%	1.6%	1.0%
Attendance rate	96.1%	Up from 95.3%	96.0%	96.5%
Served by gifted and talented program	0.0%	Down from 0.3%	2.5%	7.3%
With disabilities	16.5%	Up from 12.8%	14.1%	12.5%
Older than usual for grade	2.6%	Up from 1.1%	2.9%	1.8%
Out-of-school suspensions or expulsions for violent and/or criminal offenses	0.0%	No change	0.0%	0.0%
Teachers (n = 29)				
Teachers with advanced degrees	69.0%	Down from 72.0%	59.4%	62.3%
Continuing contract teachers	79.3%	Down from 88.0%	73.3%	81.2%
Teachers returning from previous year	91.1%	Down from 92.7%	83.2%	88.4%
Teacher attendance rate	94.2%	Up from 93.3%	95.2%	95.3%
Average teacher salary*	\$47,514	Down 1.1%	\$45,696	\$47,902
Classes not taught by highly qualified teachers	6.9%	Up from 4.4%	0.0%	0.0%
Professional development days/teacher	18.4 days	Down from 19.5 days	9.9 days	10.9 days
School				
Principal's years at school	3.0	Up from 2.0	4.0	4.0
Student-teacher ratio in core subjects	21.3 to 1	Up from 19.6 to 1	18.3 to 1	19.9 to 1
Prime instructional time	85.4%	Up from 81.0%	90.2%	90.7%
Opportunities in the arts	Good	No change	Good	Good
SACS accreditation	Yes	No change	Yes	Yes
Parents attending conferences	100.0%	Up from 93.5%	100.0%	100.0%
Character development program	Good	Up from Average	Excellent	Excellent
Dollars spent per pupil**	\$8,968	Up 0.8%	\$8,691	\$7,680
Percent of expenditures for instruction**	63.3%	Down from 68.0%	64.1%	66.8%
Percent of expenditures for teacher salaries**	62.8%	Up from 62.0%	63.8%	66.0%
ESEA composite index score	65.3	Down from 94.5	69.2	85.7

* Length of contract = 185+ days.

**Prior year audited financial data available.

EVALUATION RESULTS

	Teachers	Students*	Parents*
Number of surveys returned	25	30	16
Percent satisfied with learning environment	68.0%	70.0%	87.5%
Percent satisfied with social and physical environment	76.0%	80.0%	93.8%
Percent satisfied with school-home relations	58.3%	80.0%	68.8%

*Only students at the highest elementary school grade level at this school and their parents were included.

Comprehensive detail, including definitions of ratings, performance criteria, and explanations of status, is available on www.ed.sc.gov and www.eoc.sc.gov as well as school and school district websites.

Printed versions are available from school districts upon request.

REPORT OF PRINCIPAL AND SCHOOL IMPROVEMENT COUNCIL

Mellichamp Elementary School is a Title I school serving students in child development through fifth grade. We are strengthening our school-wide focus on improving academic instruction and student learning. In 2013, we received an academic rating of "A," and we were identified as a Palmetto Silver Award winner for general performance. SCPASS Data in 2013 revealed gains in Math and ELA. In Math, 70.6% of all students passed and in ELA, 71.6% of all students passed, giving us a 14% increase in the respective content areas from 2012. In order to establish a culture of high expectations, high performance and improved results, there is a need to more closely and frequently monitor individual academic data in order to drive instruction. ☐

☐

In order to improve Math and Literacy, we have continued our partnership with Claflin University, and established a new partnership with the American Reading Company. Claflin University's education and science departments have teamed up with our 3rd, 4th, and 5th grade teachers to provide STEM (Science Technology Engineering and Mathematics) professional development in order to improve the teaching and effective integration of Math and Science in our school. On average, students in our school are reading significantly below grade level. The American Reading Company's partnership is designed to assist us with empowering teachers to become more effective reading teachers, while helping students to experience reading growth while reigniting their passion for reading. The aforementioned professional development approaches are complete with intense teacher training, job embedded instructional coaching, immediate feedback, and teacher collaboration. ☐

☐

Parental and community involvement are key to our goal of becoming a world class school system. Our school improvement council, our newly formed PTO and DAD (Determined Accountable and Dedicated) organizations help create a more involved parental presence. Our 70 plus mentors provide a similar presence in order to support and advocate for the best interests of students' academic and social well-being. Through our community support, our school has developed the first Claflin University and Mellichamp Chorale, which exposes our students to traditional and classical art forms of singing. Our school chorale has been featured on WLTX News 19 in Columbia as well as several venues in the Orangeburg area. Our school made history when one of our 5th grade students won the school district's first Dr. Martin Luther King, Jr. Oratory Competition, earning him a citation from Senator John Matthews. ☐

☐

We continue to educate and support the whole child through our award-winning PBIS (Positive Behavior Interventions and Supports) program, Healing Species (character education program), Special Olympics, Health and Wellness events, Career Fairs, College Tours, and our newly formed partnership with the Gentlemen's Club, which is a personal development program for 3rd- 5th grade boys. ☐

☐

Our Title I, School Improvement and Challenge to Achieve Plans are strategically designed to help us in our efforts to create sustainable systems that will transform our school into our high performance school culture. ☐

☐

Hayward R. Jean, Principal ☐

☐

Abbreviations Key

N/A-Not Applicable

N/AV-Not Available

N/C-Not Collected

N/R-Not Reported

I/S-Insufficient Sample

TBD-To Be Determined