



# SC Annual School Report Card Summary

Vance-Providence Elementary School  
 ORANGEBURG COUNTY CONSOLIDATED SCHOOL I  
 Grades: PK-5 Enrollment: 306  
 Principal: Sharon Wilson  
 Superintendent: David Longshore, Jr., Interim  
 Board Chair: Mrs. Betty Shuler

## PERFORMANCE

Comprehensive detail, including definitions of ratings, performance criteria, and explanations of status, is available on [www.ed.sc.gov](http://www.ed.sc.gov) and [www.eoc.sc.gov](http://www.eoc.sc.gov) as well as school and school district websites. Printed versions are available from school districts upon request.

YEAR	ABSOLUTE RATING	GROWTH RATING	PALMETTO GOLD AND SILVER AWARD		ESEA/FEDERAL ACCOUNTABILITY RATING SYSTEM	
			General Performance	Closing the Gap	ESEA Grade	Accountability Indicator
2014	Below Average	At-Risk	TBD	TBD	F	N/A
2013	Below Average	Average	N/A	N/A	D	N/A
2012	Below Average	Below Average	N/A	N/A	D	N/A

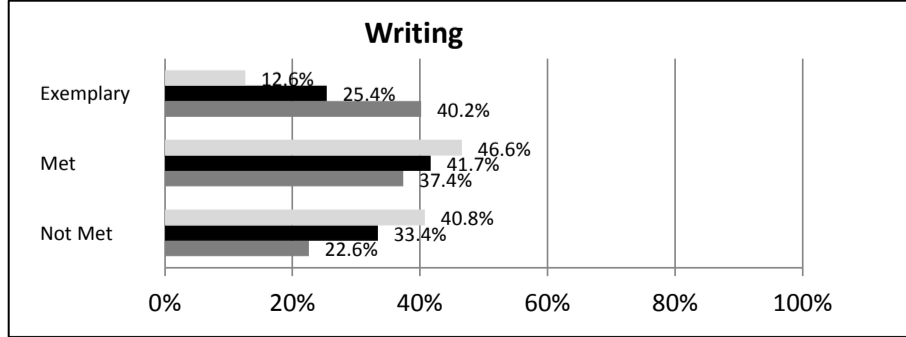
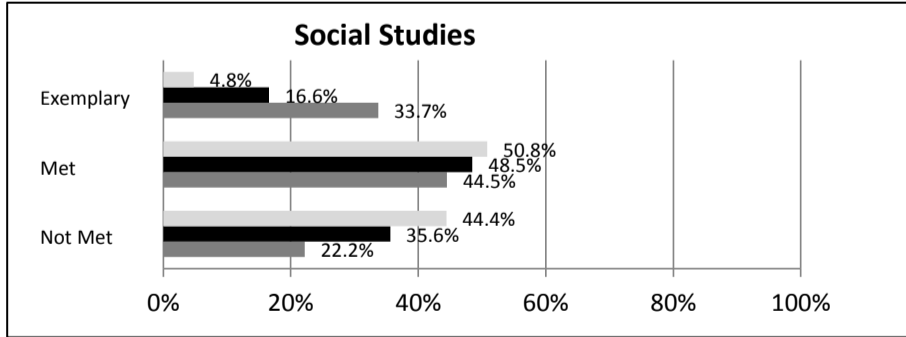
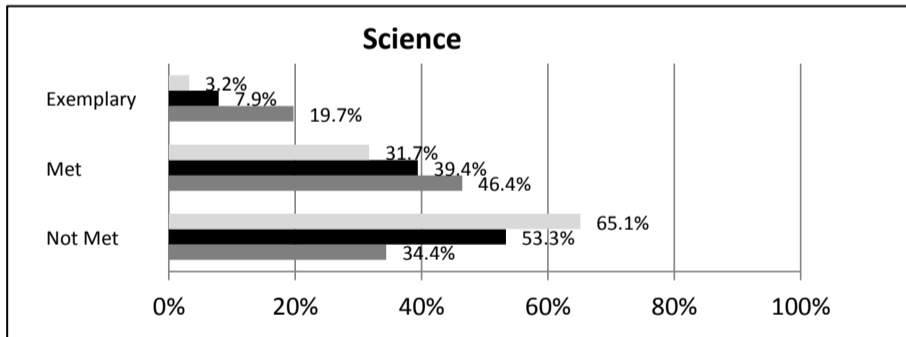
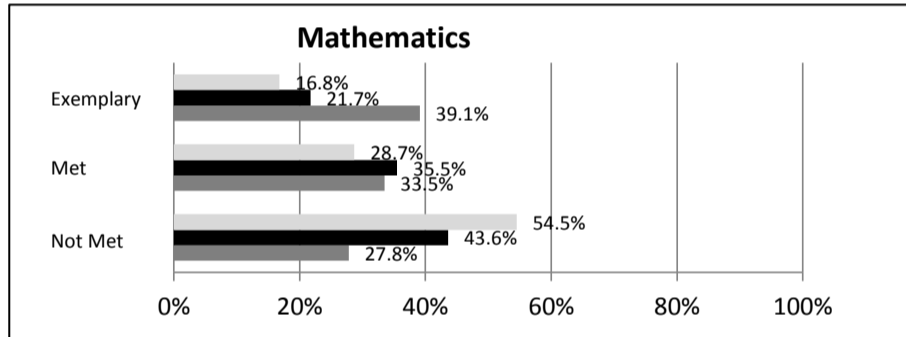
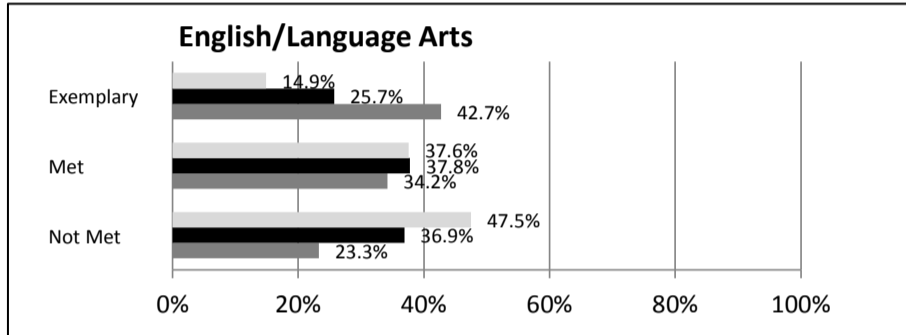
## ABSOLUTE RATINGS OF ELEMENTARY SCHOOLS WITH STUDENTS LIKE OURS\*

EXCELLENT	GOOD	AVERAGE	BELOW AVERAGE	AT-RISK
1	5	88	45	16

\* Ratings are calculated with data available by 04/27/2015. Schools with Students Like Ours are Elementary Schools with Poverty Indices of no more than 5% above or below the index for this school.

## SC PASS PERFORMANCE

Our School    Elementary Schools with Students Like Ours    Elem Schools Statewide



## NAEP\*

\*Performance reported for SC and nation, data not available at school level. Percentages at NAEP Achievement Levels.



**SC PERFORMANCE VISION**  
 By 2020 all students will graduate with the knowledge and skills necessary to compete successfully in the global economy, participate in a democratic society and contribute positively as members of families and communities.

### Abbreviations Key

N/A-Not Applicable    N/AV-Not Available    N/C-Not Collected    N/R-Not Reported    I/S-Insufficient Sample    TBD-To Be Determined

**Vance-Providence Elementary School  
ORANGEBURG COUNTY CONSOLIDATED SCHOOL DISTRICT 3**

**SCHOOL PROFILE**

	Our School	Change from Last Year	Elementary Schools with Students Like Ours	Median Elementary Schools
<b>Students (n = 306)</b>				
Retention rate	0.0%	No change	1.6%	1.0%
Attendance rate	94.9%	Down from 95.3%	96.0%	96.5%
Served by gifted and talented program	0.0%	Down from 0.9%	2.5%	7.3%
With disabilities	6.4%	Down from 6.5%	14.0%	12.5%
Older than usual for grade	1.3%	Down from 1.9%	2.9%	1.8%
Out-of-school suspensions or expulsions for violent and/or criminal offenses	0.0%	No change	0.0%	0.0%
<b>Teachers (n = 17)</b>				
Teachers with advanced degrees	58.8%	Down from 68.4%	59.4%	62.3%
Continuing contract teachers	52.9%	Down from 73.7%	73.3%	81.2%
Teachers returning from previous year	84.3%	Down from 85.9%	83.2%	88.4%
Teacher attendance rate	94.5%	Up from 91.3%	95.2%	95.3%
Average teacher salary*	\$48,208	Up 4.9%	\$45,638	\$47,902
Classes not taught by highly qualified teachers	0.0%	No change	0.0%	0.0%
Professional development days/teacher	4.2 days	Down from 11.3 days	9.9 days	10.9 days
<b>School</b>				
Principal's years at school	1.0	No change	4.0	4.0
Student-teacher ratio in core subjects	19.2 to 1	Up from 18.9 to 1	18.4 to 1	19.9 to 1
Prime instructional time	86.8%	Up from 83.2%	90.2%	90.7%
Opportunities in the arts	Excellent	No change	Good	Good
SACS accreditation	Yes	No change	Yes	Yes
Parents attending conferences	100.0%	Up from 99.6%	100.0%	100.0%
Character development program	Good	Down from Excellent	Excellent	Excellent
Dollars spent per pupil**	\$7,821	Down 5.7%	\$8,691	\$7,680
Percent of expenditures for instruction**	56.9%	Down from 64.0%	64.1%	66.8%
Percent of expenditures for teacher salaries**	56.0%	No change	63.8%	66.0%
ESEA composite index score	59.3	Down from 62.1	68.9	85.7

\* Length of contract = 185+ days.

\*\*Prior year audited financial data available.

**EVALUATION RESULTS**

	Teachers	Students*	Parents*
Number of surveys returned	21	36	20
Percent satisfied with learning environment	52.4%	80.5%	75.0%
Percent satisfied with social and physical environment	61.9%	80.0%	76.2%
Percent satisfied with school-home relations	55.0%	74.3%	60.0%

\*Only students at the highest elementary school grade level at this school and their parents were included.

Comprehensive detail, including definitions of ratings, performance criteria, and explanations of status, is available on [www.ed.sc.gov](http://www.ed.sc.gov) and [www.eoc.sc.gov](http://www.eoc.sc.gov) as well as school and school district websites.

Printed versions are available from school districts upon request.

**REPORT OF PRINCIPAL AND SCHOOL IMPROVEMENT COUNCIL**

Vance-Providence Elementary School is committed to student achievement by holding high expectations for students and staff. Our instructional practices are standards-driven, with teachers receiving professional development on research-based best practices.

The focus for the 2013-2014 school year was on using data to drive instruction. We implemented the use of data notebooks for teachers, students, and administrators. Teachers participated in weekly data sessions; designed to enhance their knowledge and understanding of the various types of assessments used to gauge student achievement. Students developed their own data notebooks, which allowed them to deepen their awareness of their own academic strengths and weaknesses, thus allowing them to set individual achievement goals. Other strategies utilized include public data walls and student led conferences.

Vance-Providence Elementary continues in the second implementation year of the Teacher and Student Advancement Program (TAP). Teachers attend weekly cluster meetings in which they receive professional development, thru interactive based activities, designed to strengthen their instructional strategies. Additional support is provided by the TAP master and mentor teachers. Examples include assistance with planning, co-teaching, demonstration lessons, and observational feedback.

The School Improvement Council (SIC) and the Parent Teacher Organization (PTO) were very active, during the 2013-2014 school year. Both organizations met frequently to discuss and set goals for the school. The PTO hosted several family centered events, such as Math Night, ELA Night, Science Night, and Family Fun Fitness. The SIC established gardens on the campus, allowing students an opportunity to plant, maintain, and harvest various fruits and vegetables, which were eventually shared with others in the community.

It is the goal of Vance-Providence Elementary School to provide an environment in which students excel.

Sharon Wilson, Principal

Malqueen Rivers, SIC President

**Abbreviations Key**

**N/A**-Not Applicable

**N/AV**-Not Available

**N/C**-Not Collected

**N/R**-Not Reported

**I/S**-Insufficient Sample

**TBD**-To Be Determined