



SC Annual School Report Card Summary

Holly Hill Elementary School
 ORANGEBURG COUNTY CONSOLIDATED SCHOOL I
 Grades: PK-5 Enrollment: 551
 Principal: Loretta R. Gadson-Washington
 Superintendent: David Longshore, Jr., Interim
 Board Chair: Mrs. Betty Shuler

PERFORMANCE

Comprehensive detail, including definitions of ratings, performance criteria, and explanations of status, is available on www.ed.sc.gov and www.eoc.sc.gov as well as school and school district websites. Printed versions are available from school districts upon request.

YEAR	ABSOLUTE RATING	GROWTH RATING	PALMETTO GOLD AND SILVER AWARD		ESEA/FEDERAL ACCOUNTABILITY RATING SYSTEM	
			General Performance	Closing the Gap	ESEA Grade	Accountability Indicator
2014	Below Average	Average	TBD	TBD	F	N/A
2013	Below Average	Average	N/A	N/A	B	N/A
2012	At-Risk	At-Risk	N/A	N/A	F	N/A

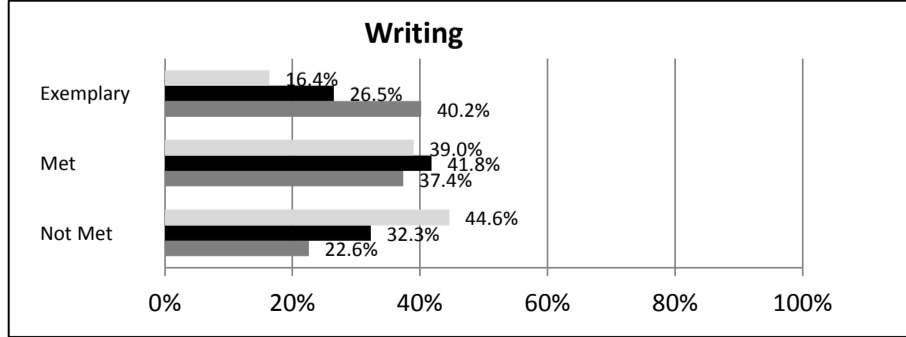
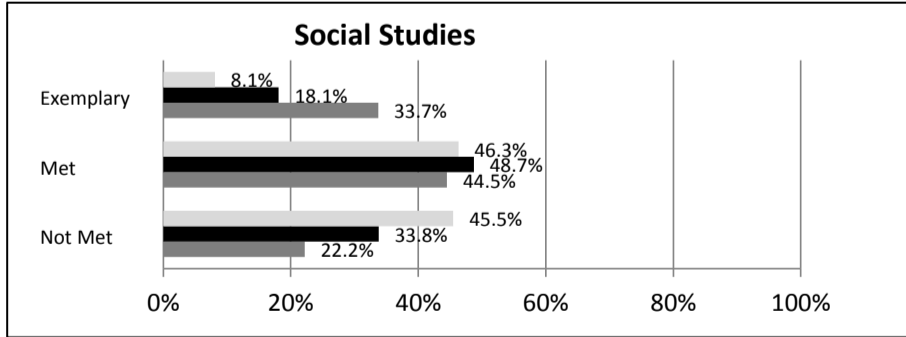
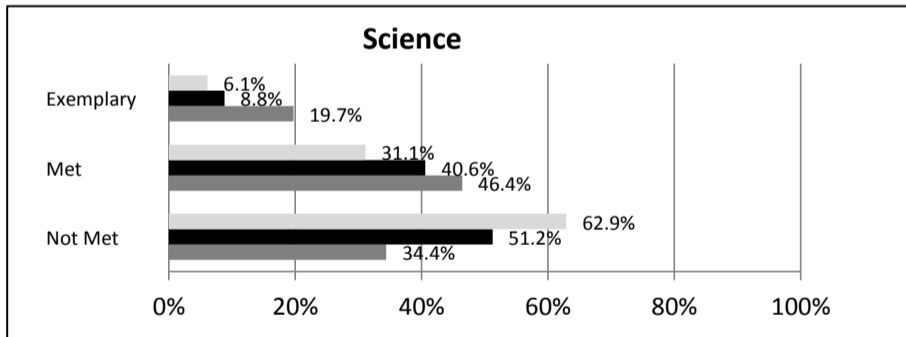
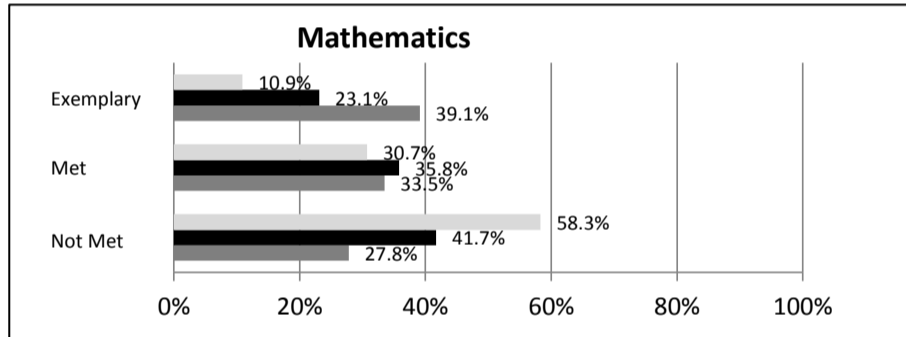
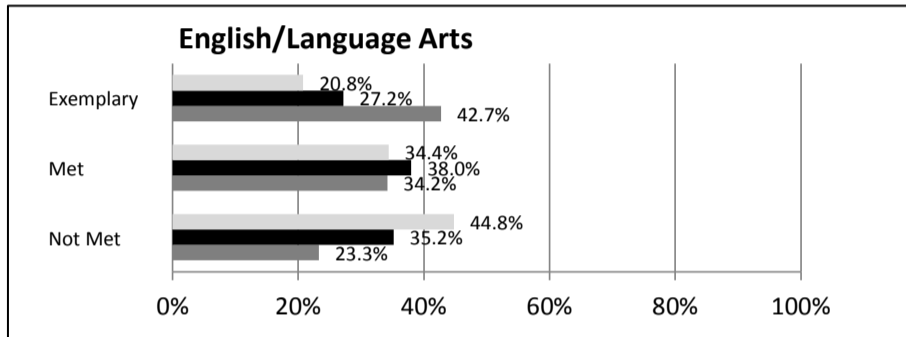
ABSOLUTE RATINGS OF ELEMENTARY SCHOOLS WITH STUDENTS LIKE OURS*

EXCELLENT	GOOD	AVERAGE	BELOW AVERAGE	AT-RISK
3	10	114	48	16

* Ratings are calculated with data available by 04/27/2015. Schools with Students Like Ours are Elementary Schools with Poverty Indices of no more than 5% above or below the index for this school.

SC PASS PERFORMANCE

Our School Elementary Schools with Students Like Ours Elem Schools Statewide



NAEP*

*Performance reported for SC and nation, data not available at school level. Percentages at NAEP Achievement Levels.



SC PERFORMANCE VISION
 By 2020 all students will graduate with the knowledge and skills necessary to compete successfully in the global economy, participate in a democratic society and contribute positively as members of families and communities.

Abbreviations Key

N/A-Not Applicable N/AV-Not Available N/C-Not Collected N/R-Not Reported I/S-Insufficient Sample TBD-To Be Determined

**Holly Hill Elementary School
ORANGEBURG COUNTY CONSOLIDATED SCHOOL DISTRICT 3**

SCHOOL PROFILE

	Our School	Change from Last Year	Elementary Schools with Students Like Ours	Median Elementary Schools
Students (n = 551)				
Retention rate	2.2%	Up from 1.5%	1.6%	1.0%
Attendance rate	94.5%	Down from 95.0%	96.0%	96.5%
Served by gifted and talented program	1.5%	Down from 3.0%	3.0%	7.3%
With disabilities	13.1%	Up from 12.5%	13.9%	12.5%
Older than usual for grade	1.1%	Down from 1.5%	2.8%	1.8%
Out-of-school suspensions or expulsions for violent and/or criminal offenses	0.2%	Up from 0.0%	0.0%	0.0%
Teachers (n = 38)				
Teachers with advanced degrees	52.6%	Up from 51.4%	59.8%	62.3%
Continuing contract teachers	71.1%	Up from 68.6%	74.2%	81.2%
Teachers returning from previous year	83.2%	Down from 85.3%	83.7%	88.4%
Teacher attendance rate	95.3%	Down from 95.7%	95.3%	95.3%
Average teacher salary*	\$46,346	Up 1.9%	\$46,132	\$47,902
Classes not taught by highly qualified teachers	2.3%	Down from 2.9%	0.0%	0.0%
Professional development days/teacher	14.9 days	Up from 8.0 days	10.2 days	10.9 days
School				
Principal's years at school	5.0	Up from 2.0	3.5	4.0
Student-teacher ratio in core subjects	18.1 to 1	Down from 20.6 to 1	18.5 to 1	19.9 to 1
Prime instructional time	87.7%	Up from 87.3%	90.3%	90.7%
Opportunities in the arts	Excellent	No change	Good	Good
SACS accreditation	Yes	No change	Yes	Yes
Parents attending conferences	82.9%	Up from 22.2%	100.0%	100.0%
Character development program	Good	Down from Excellent	Excellent	Excellent
Dollars spent per pupil**	\$8,339	Down 5.8%	\$8,554	\$7,680
Percent of expenditures for instruction**	67.7%	Down from 71.0%	65.3%	66.8%
Percent of expenditures for teacher salaries**	66.7%	Up from 66.0%	64.7%	66.0%
ESEA composite index score	49.9	Down from 89.5	70.8	85.7

* Length of contract = 185+ days.

**Prior year audited financial data available.

EVALUATION RESULTS

	Teachers	Students*	Parents*
Number of surveys returned	40	73	45
Percent satisfied with learning environment	92.5%	87.7%	64.5%
Percent satisfied with social and physical environment	89.7%	74.0%	65.9%
Percent satisfied with school-home relations	53.8%	75.4%	53.3%

*Only students at the highest elementary school grade level at this school and their parents were included.

Comprehensive detail, including definitions of ratings, performance criteria, and explanations of status, is available on www.ed.sc.gov and www.eoc.sc.gov as well as school and school district websites.

Printed versions are available from school districts upon request.

REPORT OF PRINCIPAL AND SCHOOL IMPROVEMENT COUNCIL

Holly Hill Elementary School is located in the eastern part of Orangeburg County where we are proud of our students and the involvement of our parents. Our teachers have motivated our students to master the skills in all academic areas while enhancing their morality through social and emotional development. We have strived to promote an environment that is conducive to learning. We have aimed to meet the needs of everyone. The success of our students academically is cultivated on the foundation of teacher preparation and parental involvement. We are proud to showcase what each student has to offer and what they have developed over the year. ☒

Some of the school highlights include students being recognized as grade level winners at the district science fair and competing at the regional science fair. We have students attending the Orangeburg-Calhoun Consortium for the Arts Summer Program. We had a student recognized for her writing and character initiative in the county.☒

As we continue to strive for academic excellence at HHE, the administrators and faculty will continue to grow through professional development to meet the needs of the students. We will be able to facilitate learning as we continue to enhance our knowledge of current trends and district initiatives such as literacy development through information text and vocabulary usage. We will continue to focus on developing our understanding of the standards to improve instruction. The Teacher Advancement Program (TAP) will be used as a continuum to provide good sound reflective teaching aimed at improving student performance.☒

HHE is committed to making a difference in the lives of the students it serves. The support of the parents and the community has helped the school provide a quality instructional program through a rigorous investigative curriculum. We are proud to increase the technology capabilities of the school thus giving our students the necessary tools to prepare them to become positive future leaders.☒

☒ Loretta R. Gadson-Washington, Principal☒

☒ LeAnn Troutman, SIC Chairperson

Abbreviations Key

N/A-Not Applicable

N/AV-Not Available

N/C-Not Collected

N/R-Not Reported

I/S-Insufficient Sample

TBD-To Be Determined