



SC Annual School Report Card Summary

Oakway Intermediate School
OCONEE
Grades: 4-5 Enrollment: 176
Principal: Ann S. Douglas
Superintendent: Dr. Mike Lucas
Board Chair: Andy Inabinet

PERFORMANCE

Comprehensive detail, including definitions of ratings, performance criteria, and explanations of status, is available on www.ed.sc.gov and www.eoc.sc.gov as well as school and school district websites. Printed versions are available from school districts upon request.

YEAR	ABSOLUTE RATING	GROWTH RATING	PALMETTO GOLD AND SILVER AWARD		ESEA/FEDERAL ACCOUNTABILITY RATING SYSTEM	
			General Performance	Closing the Gap	ESEA Grade	Accountability Indicator
2014	Good	Average	TBD	TBD	A	N/A
2013	Good	Below Average	N/A	N/A	B	N/A
2012	Good	Good	SILVER	N/A	A	N/A

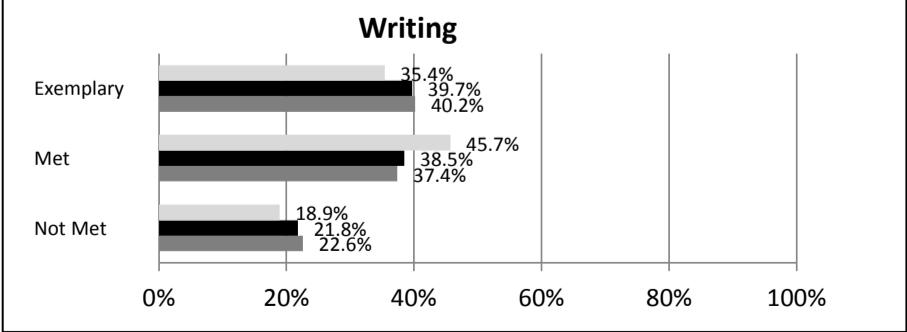
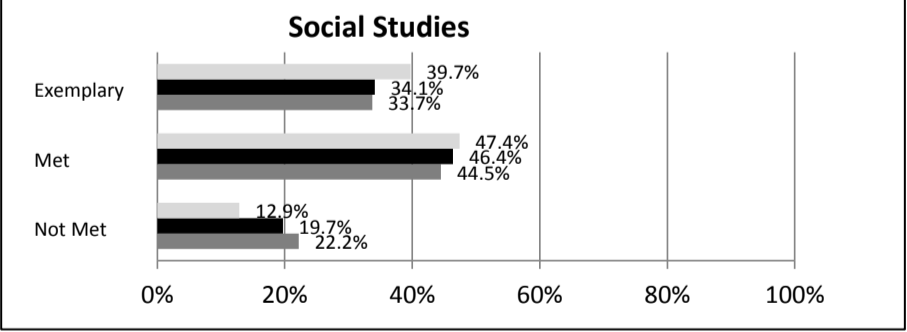
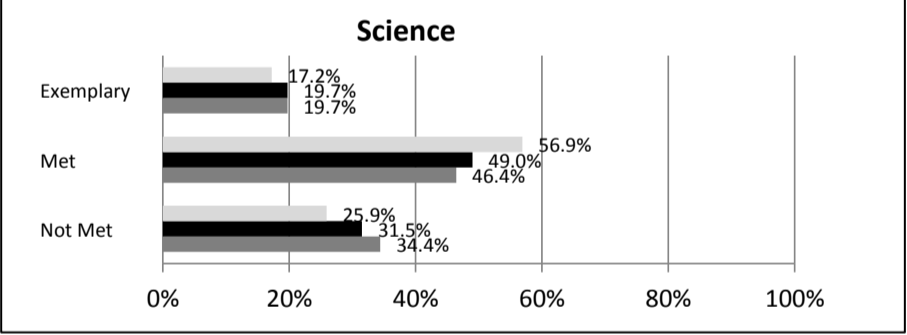
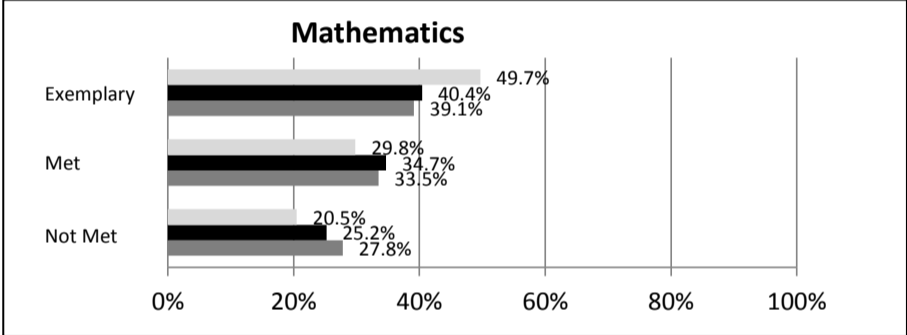
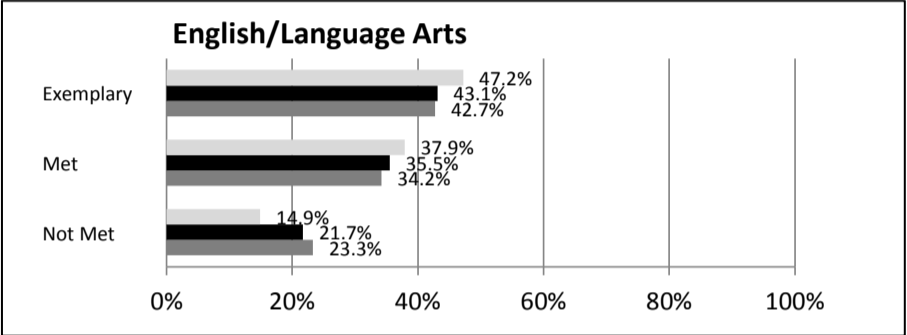
ABSOLUTE RATINGS OF ELEMENTARY SCHOOLS WITH STUDENTS LIKE OURS*

EXCELLENT	GOOD	AVERAGE	BELOW AVERAGE	AT-RISK
27	53	42	2	1

* Ratings are calculated with data available by 04/27/2015. Schools with Students Like Ours are Elementary Schools with Poverty Indices of no more than 5% above or below the index for this school.

SC PASS PERFORMANCE

Our School Elementary Schools with Students Like Ours Elem Schools Statewide

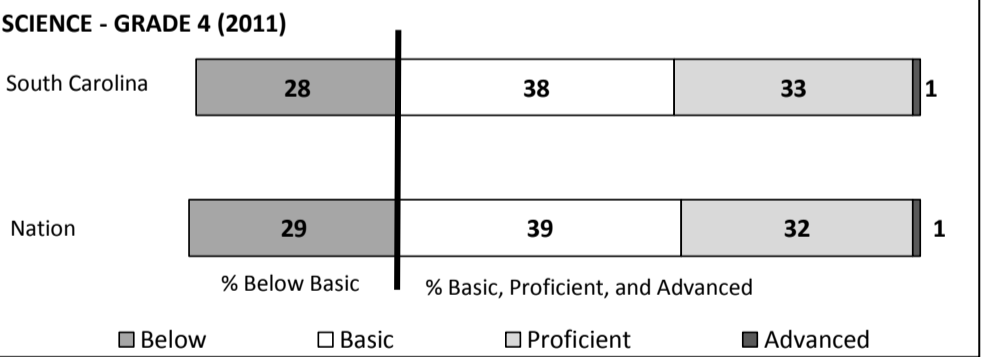
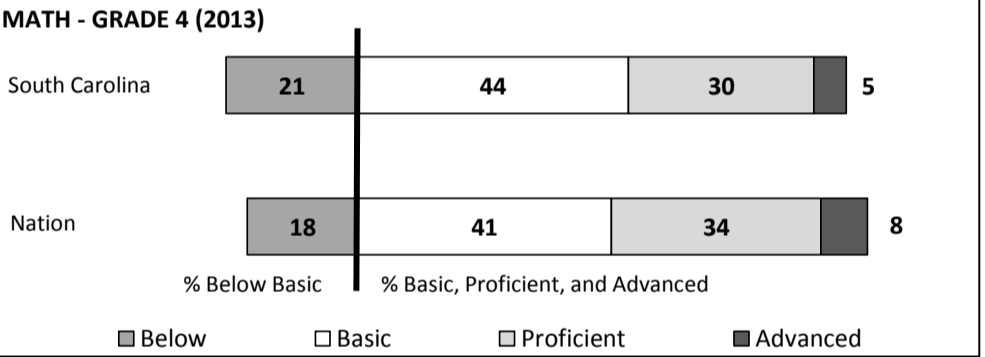
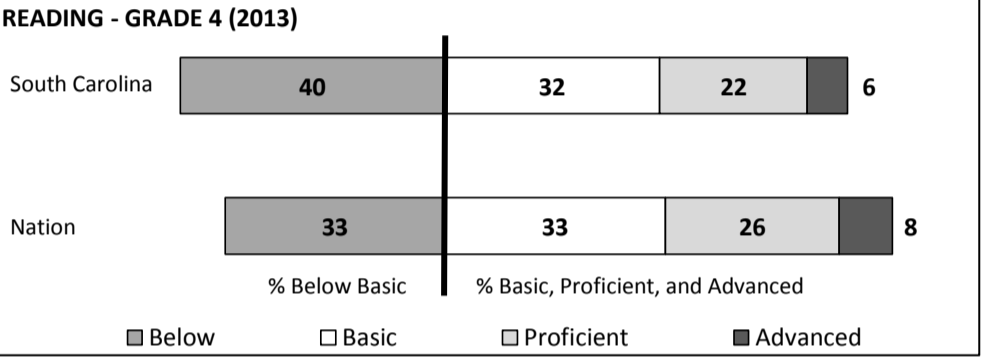


Abbreviations Key

N/A-Not Applicable N/AV-Not Available N/C-Not Collected N/R-Not Reported I/S-Insufficient Sample TBD-To Be Determined

NAEP*

*Performance reported for SC and nation, data not available at school level. Percentages at NAEP Achievement Levels.



SC PERFORMANCE VISION

By 2020 all students will graduate with the knowledge and skills necessary to compete successfully in the global economy, participate in a democratic society and contribute positively as members of families and communities.

Oakway Intermediate School
OCONEE

SCHOOL PROFILE

	Our School	Change from Last Year	Elementary Schools with Students Like Ours	Median Elementary Schools
Students (n = 176)				
Retention rate	0.0%	Down from 0.5%	1.1%	1.0%
Attendance rate	97.2%	Up from 96.7%	96.4%	96.5%
Served by gifted and talented program	26.3%	Up from 22.4%	7.6%	7.3%
With disabilities	18.6%	Down from 21.4%	13.4%	12.5%
Older than usual for grade	1.2%	Down from 2.5%	2.1%	1.8%
Out-of-school suspensions or expulsions for violent and/or criminal offenses	0.0%	No change	0.0%	0.0%
Teachers (n = 13)				
Teachers with advanced degrees	30.8%	Down from 37.5%	60.7%	62.3%
Continuing contract teachers	92.3%	Up from 87.5%	83.3%	81.2%
Teachers returning from previous year	85.4%	Down from 88.1%	89.1%	88.4%
Teacher attendance rate	97.0%	Up from 94.4%	95.3%	95.3%
Average teacher salary*	\$44,338	Up 4.9%	\$48,237	\$47,902
Classes not taught by highly qualified teachers	0.0%	No change	0.0%	0.0%
Professional development days/teacher	16.7 days	Up from 13.0 days	10.4 days	10.9 days
School				
Principal's years at school	4.0	Up from 3.0	5.0	4.0
Student-teacher ratio in core subjects	21.4 to 1	Up from 20.8 to 1	19.8 to 1	19.9 to 1
Prime instructional time	92.4%	Up from 90.1%	90.4%	90.7%
Opportunities in the arts	Good	No change	Good	Good
SACS accreditation	Yes	No change	Yes	Yes
Parents attending conferences	99.4%	Up from 52.7%	100.0%	100.0%
Character development program	Good	Down from Excellent	Excellent	Excellent
Dollars spent per pupil**	\$4,756	Down 49.0%	\$7,448	\$7,680
Percent of expenditures for instruction**	52.8%	Down from 55.0%	67.5%	66.8%
Percent of expenditures for teacher salaries**	52.5%	Up from 52.0%	66.5%	66.0%
ESEA composite index score	94.1	Up from 80.8	87.1	85.7

* Length of contract = 185+ days.
**Prior year audited financial data available.

EVALUATION RESULTS

	Teachers	Students*	Parents*
Number of surveys returned	13	83	39
Percent satisfied with learning environment	100.0%	86.8%	87.2%
Percent satisfied with social and physical environment	100.0%	90.5%	89.7%
Percent satisfied with school-home relations	100.0%	89.2%	86.8%

*Only students at the highest elementary school grade level at this school and their parents were included.

Comprehensive detail, including definitions of ratings, performance criteria, and explanations of status, is available on www.ed.sc.gov and www.eoc.sc.gov as well as school and school district websites.

Printed versions are available from school districts upon request.

REPORT OF PRINCIPAL AND SCHOOL IMPROVEMENT COUNCIL

Oakway Intermediate School is committed to fostering academic excellence in a secure and supportive environment, while encouraging personal responsibility, respectfulness, and community involvement. Our school family is dedicated to providing quality school programs and best practices for all students. Our teachers strive to engage each student in relevant and challenging opportunities within an inviting, safe, and nurturing environment. Through this dedication, Oakway Intermediate School was able to meet Adequate Yearly Progress.

Oakway Intermediate serves 166 students in grades 4 and 5. The uniqueness of being an intermediate school allows us to focus our environment, activities and programs on this age student. Our PBIS program allows for establishing expectations and providing incentives to the students. The expectation matrix focuses on reinforcing student positive behaviors of Respect, Organization, Cooperation, Knowledge, and Self-control (R.O.C.K.S.) through the use of the Real World Classrooms. Students also self-monitor their behaviors through a web based program called ClassDojo.

Teachers implement technology in their daily instruction using a variety of strategies and tools. To increase community between home and school, teachers use webpages and Remind101.

Teachers are committed to student growth and achievement. An in-depth analysis of each individual student’s strengths, weaknesses and performance is carried out and used to improve instruction based on student needs for the purpose of increased student learning.

Professional development continues to be a key component in our success. Teachers receive training in various areas to help meet the ever-changing needs of our students. This year, professional development was offered in writing, reading and math based on the Common Core State Standards, and improving student assignments.

Oakway students engage in a multitude of academic activities correlated to the core curriculum. Students continue to demonstrate excellence in Math Madness, various reading programs, the Tornado Poster Contest, Art Exhibits, Choral Concerts, Career Day, Spelling Bee and Character Education programs. High expectations remain a commitment at Oakway Intermediate School. Our goal is for every student to thrive academically, socially, and emotionally while developing the assets necessary to become reflective, productive and responsible citizens.

Ann Douglas, Principal
 Charla Sewell, SIC Chair