



SC Annual School Report Card Summary

Ravenel Elementary
OCONEE
Grades: PK-5 Enrollment: 517
Principal: Tommy Bolger
Superintendent: Dr. Mike Lucas
Board Chair: Andy Inabinet

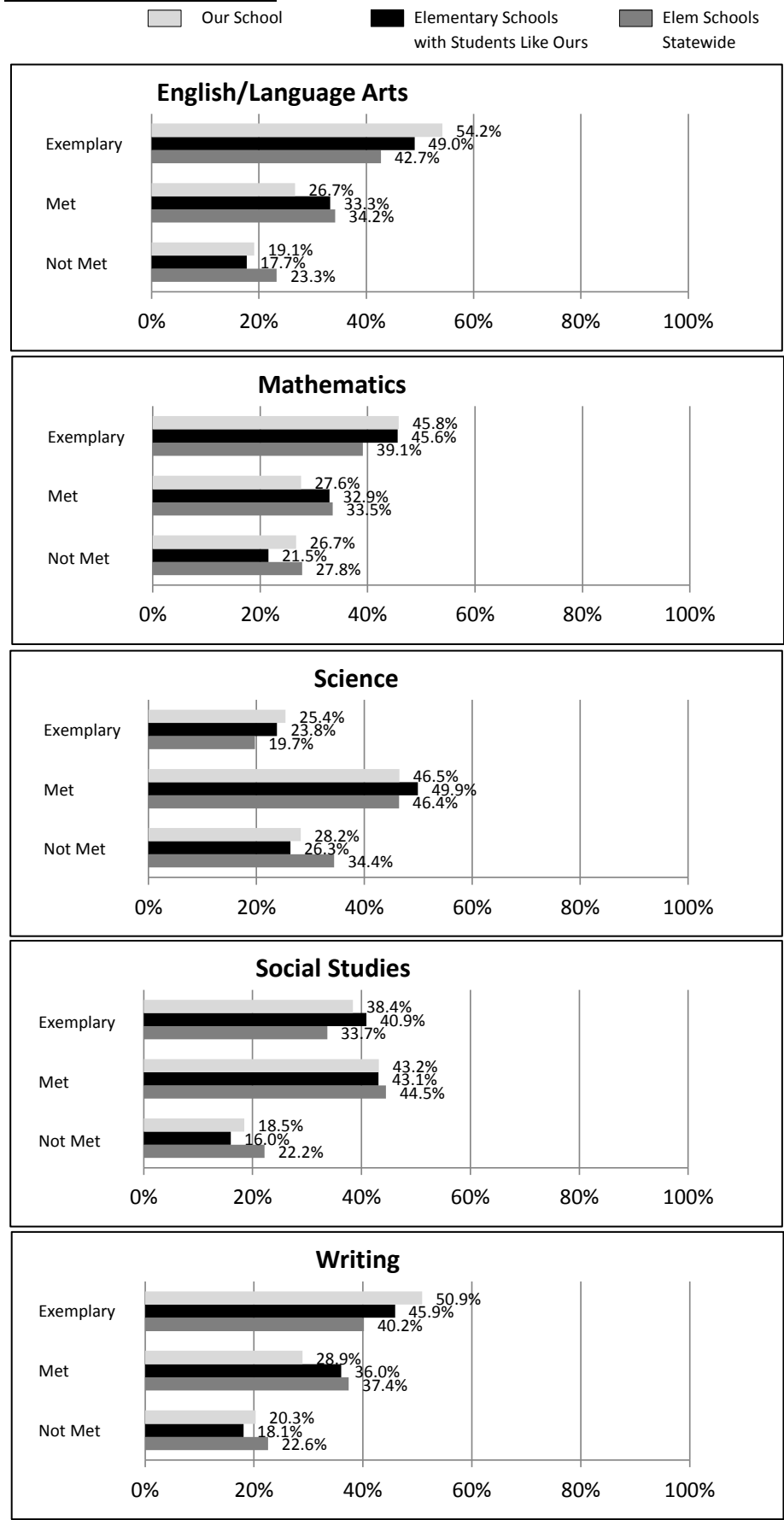
PERFORMANCE		Comprehensive detail, including definitions of ratings, performance criteria, and explanations of status, is available on www.ed.sc.gov and www.eoc.sc.gov as well as school and school district websites. Printed versions are available from school districts upon request.				
YEAR	ABSOLUTE RATING	GROWTH RATING	PALMETTO GOLD AND SILVER AWARD		ESEA/FEDERAL ACCOUNTABILITY RATING SYSTEM	
			General Performance	Closing the Gap	ESEA Grade	Accountability Indicator
2014	Good	Good	TBD	TBD	B	N/A
2013	Good	At-Risk	N/A	N/A	B	N/A
2012	Good	Average	N/A	N/A	B	N/A

ABSOLUTE RATINGS OF ELEMENTARY SCHOOLS WITH STUDENTS LIKE OURS*

EXCELLENT	GOOD	AVERAGE	BELOW AVERAGE	AT-RISK
49	34	13	1	0


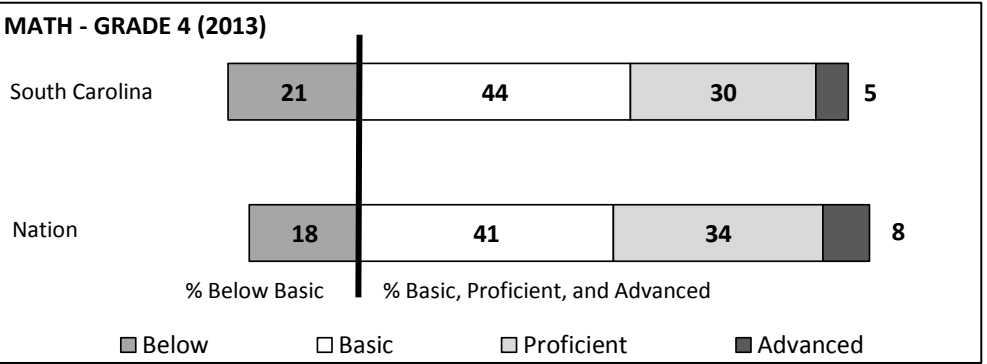
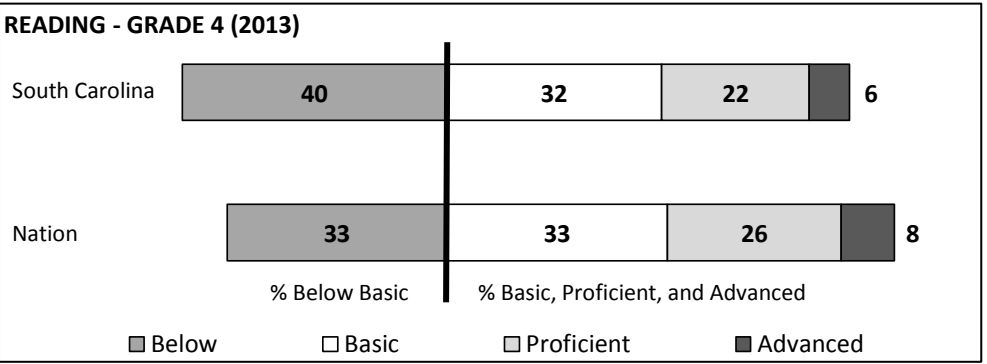
* Ratings are calculated with data available by 04/27/2015. Schools with Students Like Ours are Elementary Schools with Poverty Indices of no more than 5% above or below the index for this school.

SC PASS PERFORMANCE



NAEP*

*Performance reported for SC and nation, data not available at school level. Percentages at NAEP Achievement Levels.



SC PERFORMANCE VISION

By 2020 all students will graduate with the knowledge and skills necessary to compete successfully in the global economy, participate in a democratic society and contribute positively as members of families and communities.

Abbreviations Key

N/A-Not Applicable	N/AV-Not Available	N/C-Not Collected	N/R-Not Reported	I/S-Insufficient Sample	TBD-To Be Determined
--------------------	--------------------	-------------------	------------------	-------------------------	----------------------

Ravenel Elementary
OCONEE
SCHOOL PROFILE

	Our School	Change from Last Year	Elementary Schools with Students Like Ours	Median Elementary Schools
Students (n = 517)				
Retention rate	0.8%	Up from 0.6%	1.0%	1.0%
Attendance rate	96.2%	Down from 96.4%	96.5%	96.5%
Served by gifted and talented program	12.8%	Up from 10.9%	9.4%	7.3%
With disabilities	15.3%	Up from 11.5%	12.3%	12.5%
Older than usual for grade	1.1%	Up from 0.8%	1.8%	1.8%
Out-of-school suspensions or expulsions for violent and/or criminal offenses	0.0%	No change	0.0%	0.0%
Teachers (n = 36)				
Teachers with advanced degrees	75.0%	Up from 63.9%	64.2%	62.3%
Continuing contract teachers	94.4%	No change	85.7%	81.2%
Teachers returning from previous year	94.1%	No change	90.3%	88.4%
Teacher attendance rate	93.6%	Down from 94.9%	95.2%	95.3%
Average teacher salary*	\$49,607	Up 1.7%	\$49,790	\$47,902
Classes not taught by highly qualified teachers	0.0%	No change	0.0%	0.0%
Professional development days/teacher	9.1 days	Down from 9.3 days	11.7 days	10.9 days
School				
Principal's years at school	8.0	Up from 7.0	6.0	4.0
Student-teacher ratio in core subjects	21.4 to 1	Up from 20.9 to 1	20.6 to 1	19.9 to 1
Prime instructional time	88.6%	Down from 90.3%	90.6%	90.7%
Opportunities in the arts	Good	No change	Good	Good
SACS accreditation	Yes	No change	Yes	Yes
Parents attending conferences	100.0%	No change	100.0%	100.0%
Character development program	Excellent	No change	Excellent	Excellent
Dollars spent per pupil**	\$7,245	Down 3.5%	\$7,294	\$7,680
Percent of expenditures for instruction**	68.9%	Down from 71.0%	67.5%	66.8%
Percent of expenditures for teacher salaries**	68.0%	No change	66.8%	66.0%
ESEA composite index score	84.4	Up from 83.7	91.5	85.7

* Length of contract = 185+ days.
**Prior year audited financial data available.

EVALUATION RESULTS

	Teachers	Students*	Parents*
Number of surveys returned	30	77	25
Percent satisfied with learning environment	86.7%	92.3%	96.0%
Percent satisfied with social and physical environment	90.0%	89.6%	100.0%
Percent satisfied with school-home relations	93.4%	96.1%	80.0%

*Only students at the highest elementary school grade level at this school and their parents were included.

Comprehensive detail, including definitions of ratings, performance criteria, and explanations of status, is available on www.ed.sc.gov and www.eoc.sc.gov as well as school and school district websites.

Printed versions are available from school districts upon request.

REPORT OF PRINCIPAL AND SCHOOL IMPROVEMENT COUNCIL

Ravenel Elementary School strives to “Reach Every Student” by utilizing best practices in the educational process. Ravenel serves 539 students in grades pre-kindergarten through fifth grade. Ravenel Elementary’s goal to “Reach Every Student” in the classroom is our main focus. Teachers use recommended practices such as differentiated instruction, balanced literacy, and formative assessment to engage students in the learning process. Teachers continually use data, such as MAP and PASS scores, to drive their instruction. Academic goal setting is facilitated by our school counselor for students in second through fifth grade. Academic assistance is provided through Early Reading Intervention (ERI), Achieve 3000 targeted academic assistance groups and Reading Recovery. ¶

The school climate continues to improve through the leadership of a Positive Behavior Intervention Support (PBIS) team. A school-wide system of expectations is in place and incentives are regularly provided to students. Support is additionally provided to those students requiring a Behavior Intervention Plan. All Ravenel teachers and administrators were certified in Non-Violent Crisis Prevention at the start of the school year.¶

¶

Ravenel works hard to be a school where all are welcome and students are provided a safe environment. This year the after-school program run by the YMCA served approximately seventy-five students. Ravenel Family Nights were enjoyed by students and families including Book Fairs, literacy nights, as well as a monthly free movie night. We always encourage students to be physically active. A daily early morning walking program was supervised by our two PE teachers with assistance from teaching and office staff. Students participated in Jump Rope for Heart in aid of the American Heart Association. Students, faculty and community members enjoyed the annual Artists on the Green where local artists and performers gathered at Ravenel to share their talents. Our school counselor organized an annual Career Day for students. The school collected food for local food banks, provided shoes for local homeless shelters, participated in the American Cancer Society’s Relay for Life and donated money to March of Dimes. ¶

¶

The PTO and SIC continued as vital parts of our school helping to “Reach Every Student” with additional leadership and funds. PTO awarded several teacher grants to purchase instructional items, as well as honoring them during Teacher Appreciation Week. Continued updating of Accelerated Reader software was provided by our PTO. Numerous activities were organized and sponsored by PTO including a Variety Show, Fall Festival, and continuous assistance with everyday school activities.¶

We will continue to strive to live-up to our district’s motto, “Education is Everybody’s Business.” We know that community outreach and partnership with our school families will make this possible. We will continue to improve our performance and enhance the lives of students and their families so that we will indeed “Reach Every Student” at Ravenel Elementary School.

¶

Tommy Bolger, Principal

Laura Redmond, SIC Chairman