



# SC Annual School Report Card Summary

Bennettsville Intermediate School  
MARLBORO COUNTY SCHOOL DISTRICT  
Grades: 3-6 Enrollment: 523  
Principal: Carl Ransom  
Superintendent: Dr. Helena Tillar  
Board Chair: Lucy Parsons

## PERFORMANCE

Comprehensive detail, including definitions of ratings, performance criteria, and explanations of status, is available on [www.ed.sc.gov](http://www.ed.sc.gov) and [www.eoc.sc.gov](http://www.eoc.sc.gov) as well as school and school district websites. Printed versions are available from school districts upon request.

YEAR	ABSOLUTE RATING	GROWTH RATING	PALMETTO GOLD AND SILVER AWARD		ESEA/FEDERAL ACCOUNTABILITY RATING SYSTEM	
			General Performance	Closing the Gap	ESEA Grade	Accountability Indicator
2014	Below Average	Average	TBD	TBD	F	Priority
2013	Below Average	Average	N/A	N/A	F	N/A
2012	N/A	N/A	N/A	N/A	N/A	N/A

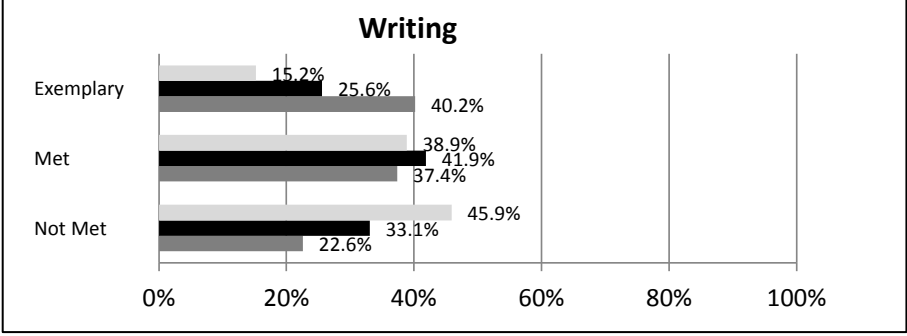
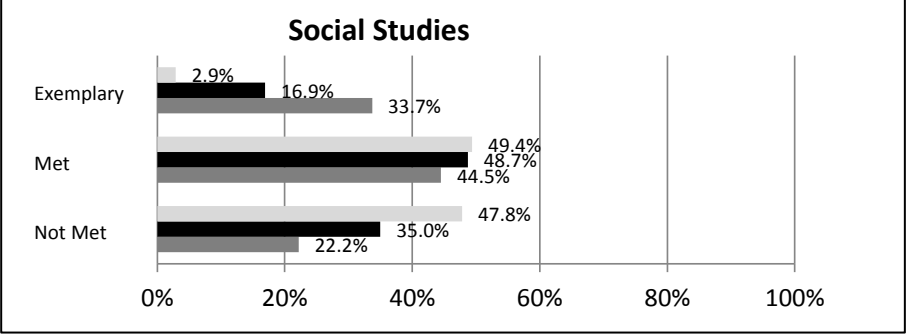
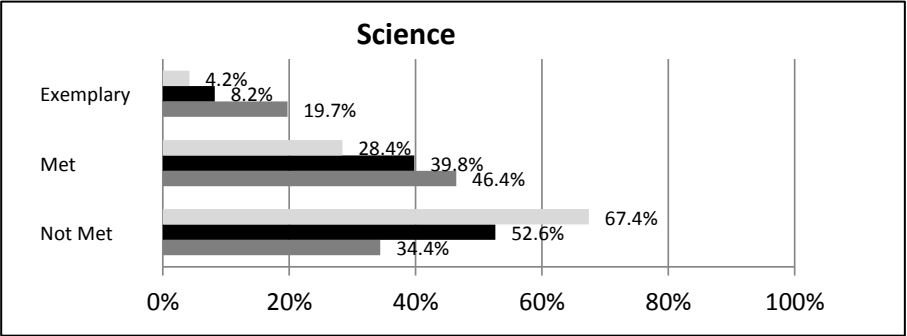
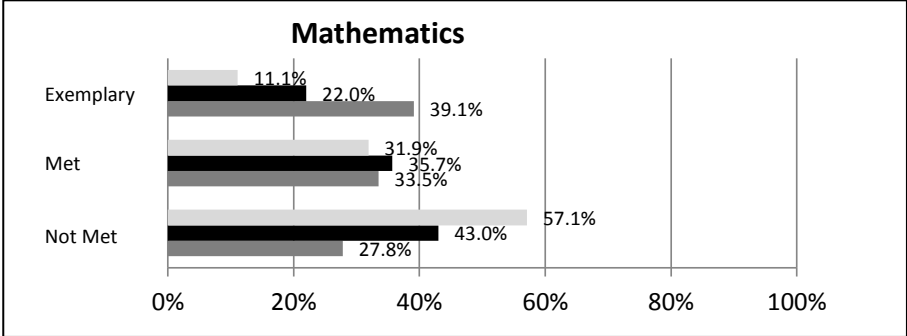
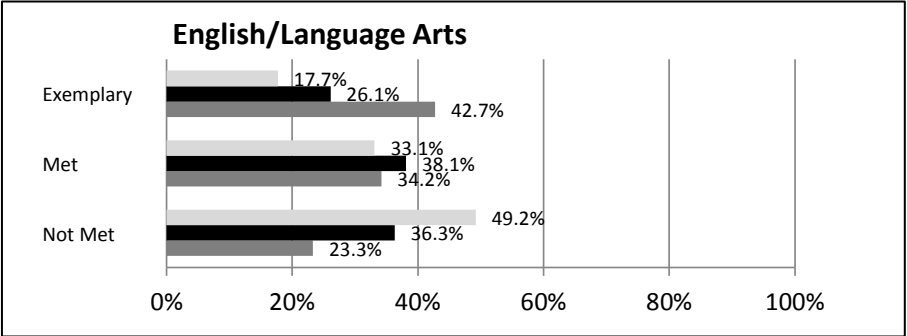
## ABSOLUTE RATINGS OF ELEMENTARY SCHOOLS WITH STUDENTS LIKE OURS\*

EXCELLENT	GOOD	AVERAGE	BELOW AVERAGE	AT-RISK
1	6	99	47	16

\* Ratings are calculated with data available by 04/27/2015. Schools with Students Like Ours are Elementary Schools with Poverty Indices of no more than 5% above or below the index for this school.


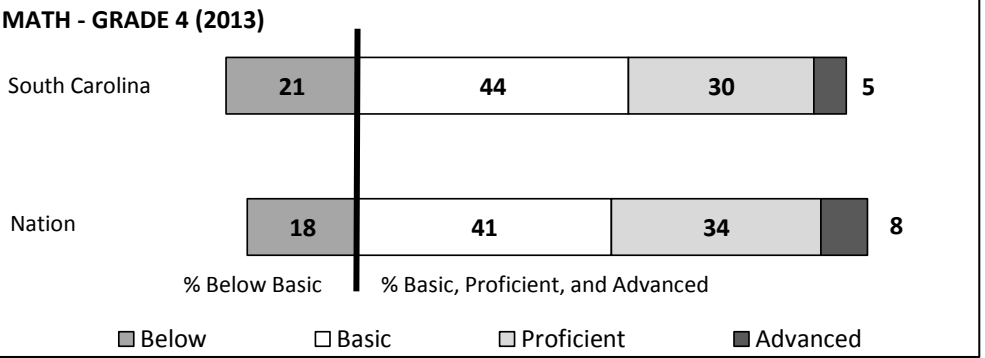
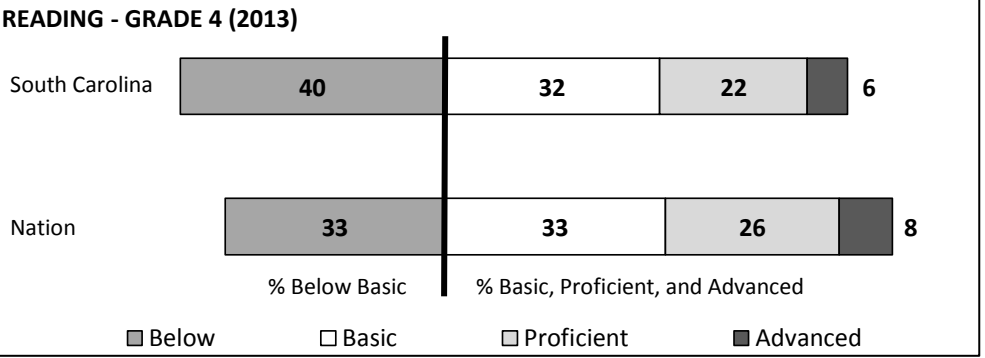
## SC PASS PERFORMANCE

Our School Elementary Schools with Students Like Ours Elem Schools Statewide



## NAEP\*

\*Performance reported for SC and nation, data not available at school level. Percentages at NAEP Achievement Levels.



## SC PERFORMANCE VISION

By 2020 all students will graduate with the knowledge and skills necessary to compete successfully in the global economy, participate in a democratic society and contribute positively as members of families and communities.

## Abbreviations Key

N/A-Not Applicable N/AV-Not Available N/C-Not Collected N/R-Not Reported I/S-Insufficient Sample TBD-To Be Determined

Bennettsville Intermediate School  
MARLBORO COUNTY SCHOOL DISTRICT  
SCHOOL PROFILE

	Our School	Change from Last Year	Elementary Schools with Students Like Ours	Median Elementary Schools
Students (n = 523)				
Retention rate	2.8%	Up from 0.0%	1.6%	1.0%
Attendance rate	95.6%	Down from 95.9%	96.0%	96.5%
Served by gifted and talented program	3.0%	No change	2.6%	7.3%
With disabilities	19.4%	Down from 22.3%	14.0%	12.5%
Older than usual for grade	7.9%	Down from 8.7%	3.0%	1.8%
Out-of-school suspensions or expulsions for violent and/or criminal offenses	0.0%	No change	0.0%	0.0%
Teachers (n = 37)				
Teachers with advanced degrees	59.5%	Up from 55.3%	59.4%	62.3%
Continuing contract teachers	89.2%	Up from 73.7%	73.6%	81.2%
Teachers returning from previous year	N/A	N/A	83.3%	88.4%
Teacher attendance rate	93.4%	Down from 94.8%	95.3%	95.3%
Average teacher salary*	\$42,493	Down 1.5%	\$45,638	\$47,902
Classes not taught by highly qualified teachers	3.1%	Up from 0.9%	0.0%	0.0%
Professional development days/teacher	5.4 days	Up from 1.7 days	10.7 days	10.9 days
School				
Principal's years at school	1.0	No change	3.0	4.0
Student-teacher ratio in core subjects	17.1 to 1	No change	18.4 to 1	19.9 to 1
Prime instructional time	89.3%	Down from 89.7%	90.2%	90.7%
Opportunities in the arts	Good	No change	Good	Good
SACS accreditation	Yes	No change	Yes	Yes
Parents attending conferences	90.6%	Up from 89.5%	100.0%	100.0%
Character development program	Good	No change	Excellent	Excellent
Dollars spent per pupil**	\$7,270	N/A	\$8,788	\$7,680
Percent of expenditures for instruction**	60.7%	N/A	64.5%	66.8%
Percent of expenditures for teacher salaries**	60.3%	N/A	64.0%	66.0%
ESEA composite index score	39.6	Up from 27.2	69.8	85.7

\* Length of contract = 185+ days.  
\*\*Prior year audited financial data available.

EVALUATION RESULTS

	Teachers	Students*	Parents*
Number of surveys returned	23	105	41
Percent satisfied with learning environment	82.6%	81.0%	70.8%
Percent satisfied with social and physical environment	82.6%	78.6%	65.1%
Percent satisfied with school-home relations	69.5%	89.4%	61.0%

\*Only students at the highest elementary school grade level at this school and their parents were included.

Comprehensive detail, including definitions of ratings, performance criteria, and explanations of status, is available on [www.ed.sc.gov](http://www.ed.sc.gov) and [www.eoc.sc.gov](http://www.eoc.sc.gov) as well as school and school district websites.

Printed versions are available from school districts upon request.

REPORT OF PRINCIPAL AND SCHOOL IMPROVEMENT COUNCIL

The 2013-2014 school year began with over five hundred students, sixty-four staff members, and a new administrative team. Our school motto this year was “Teamwork makes the Dream work”. Our annual open house was held with over 500 parents participating. Bennettsville Intermediate School continued with the Positive Behavior Intervention Supports (PBIS) program which culminates with students attending specific activities rewarding positive effort and achievement. The Guidance department also held monthly Character Education luncheons rewarding students selected by the teachers. Our teachers’ birthdays were celebrated monthly during a faculty meeting with a brief reception in their honor. Our sixth grade students conducted Student Council elections offering advice on student activities and ways to improve our school. Our School Improvement Council (SIC) meets monthly to review our academic programs and school policies. Domtar Paper Company challenged our students to read 4,000 books. Domtar celebrated their success by donating paper and library books to our school. Our PTO meets quarterly and provides parents an opportunity to meet with their child’s teacher to review academic achievement. The PTO also supports fundraisers throughout the year. Our students are recognized throughout the year with specific programs highlighting academic achievement. Three of our staff members have received grants totaling over twenty five hundred dollars. Five of our teachers received advanced degrees during the past school year. One of our teachers was selected to attend Roper Mountain Science Camp in the summer of 2014. The Marlboro County Spelling Bee Champion for this year was a fifth grade student in our school as well as the second runner up. We are proud of our students and staff as we work as a team to make the dream come true for all of our students.☺

We have acquired many instructional resources for all classrooms. All of our classrooms have document cameras and fourteen classrooms now have Smart Boards. We have data walls in the classrooms and in the halls along with a data room. BIS also added Fraction Nation, Fast Math, Fast Forward, and USA Test Prep programs to meet the needs of all of our students. ☺

The future of Bennettsville Intermediate School continues to improve. We are committed to making sure that every child has the opportunity for a quality education. Our performance for the 2012-2013 school year with the ESEA/Federal Accountability System had a rating of 2.72 with an Absolute Rating of Below Average and a Growth Rating of Average which equals an At Risk school and is up from the previous year. Thank you for your participation in this partnership. We have great expectations for all of our students next year!☺

Carl Ransom, Principal

Vicky Peterkin, SIC Chair