



SC Annual School Report Card Summary

Clio Elementary/Middle School
MARLBORO COUNTY SCHOOL DISTRICT
Grades: PK-8 Enrollment: 201
Principal: Julia Cain
Superintendent: Dr. Helena Tillar
Board Chair: Lucy Parsons

PERFORMANCE Comprehensive detail, including definitions of ratings, performance criteria, and explanations of status, is available on www.ed.sc.gov and www.eoc.sc.gov as well as school and school district websites. Printed versions are available from school districts upon request.

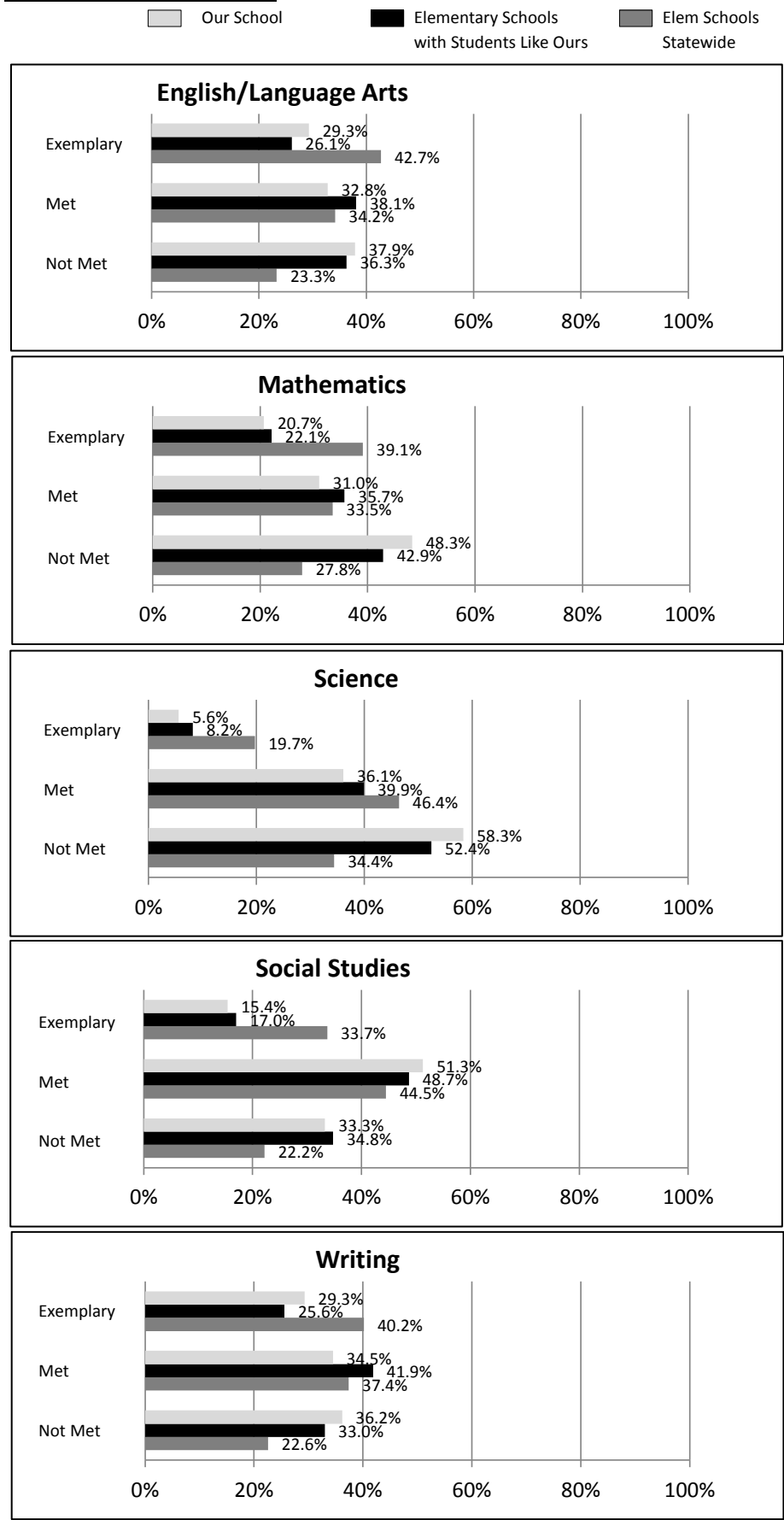
YEAR	ABSOLUTE RATING	GROWTH RATING	PALMETTO GOLD AND SILVER AWARD		ESEA/FEDERAL ACCOUNTABILITY RATING SYSTEM	
			General Performance	Closing the Gap	ESEA Grade	Accountability Indicator
2014	Average	Good	TBD	TBD	F	N/A
2013	Below Average	Excellent	GOLD	N/A	F	N/A
2012	Below Average	Average	N/A	N/A	F	N/A

ABSOLUTE RATINGS OF ELEMENTARY SCHOOLS WITH STUDENTS LIKE OURS*

EXCELLENT	GOOD	AVERAGE	BELOW AVERAGE	AT-RISK
1	6	102	47	16


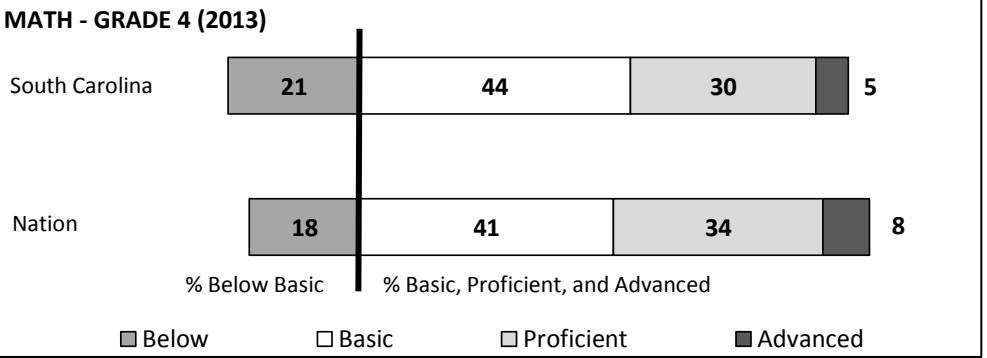
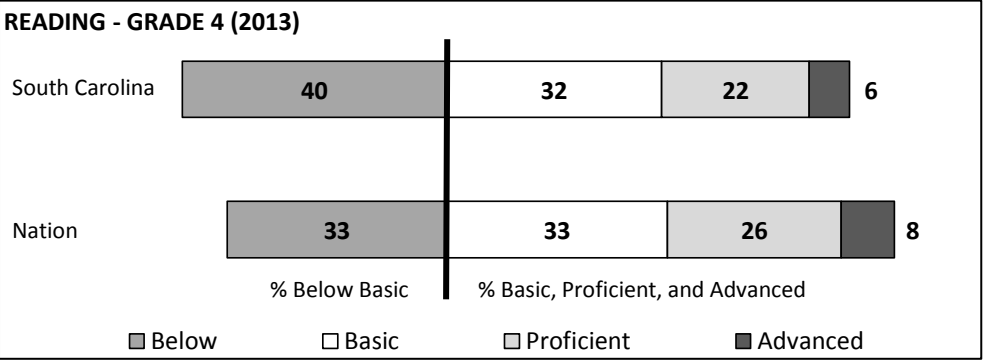
* Ratings are calculated with data available by 04/27/2015. Schools with Students Like Ours are Elementary Schools with Poverty Indices of no more than 5% above or below the index for this school.

SC PASS PERFORMANCE



NAEP*

*Performance reported for SC and nation, data not available at school level. Percentages at NAEP Achievement Levels.



SC PERFORMANCE VISION

By 2020 all students will graduate with the knowledge and skills necessary to compete successfully in the global economy, participate in a democratic society and contribute positively as members of families and communities.

Abbreviations Key

N/A-Not Applicable N/AV-Not Available N/C-Not Collected N/R-Not Reported I/S-Insufficient Sample TBD-To Be Determined

Clio Elementary/Middle School
MARLBORO COUNTY SCHOOL DISTRICT
SCHOOL PROFILE

	Our School	Change from Last Year	Elementary Schools with Students Like Ours	Median Elementary Schools
Students (n = 201)				
Retention rate	0.5%	Down from 3.2%	1.6%	1.0%
Attendance rate	95.3%	Down from 95.7%	96.0%	96.5%
Served by gifted and talented program	1.0%	No change	2.7%	7.3%
With disabilities	15.0%	Down from 21.1%	14.1%	12.5%
Older than usual for grade	5.5%	Up from 4.9%	2.9%	1.8%
Out-of-school suspensions or expulsions for violent and/or criminal offenses	5.5%	Up from 0.0%	0.0%	0.0%
Teachers (n = 17)				
Teachers with advanced degrees	64.7%	Up from 61.1%	59.4%	62.3%
Continuing contract teachers	76.5%	Up from 72.2%	74.2%	81.2%
Teachers returning from previous year	83.0%	Up from 81.4%	83.3%	88.4%
Teacher attendance rate	96.9%	Up from 94.1%	95.3%	95.3%
Average teacher salary*	\$40,979	Down 0.8%	\$45,748	\$47,902
Classes not taught by highly qualified teachers	0.0%	No change	0.0%	0.0%
Professional development days/teacher	1.0 days	Down from 5.2 days	10.5 days	10.9 days
School				
Principal's years at school	1.0	Up from 0.5	3.0	4.0
Student-teacher ratio in core subjects	2.6 to 1	Down from 10.8 to 1	18.5 to 1	19.9 to 1
Prime instructional time	91.3%	Up from 89.4%	90.3%	90.7%
Opportunities in the arts	Good	Down from Excellent	Good	Good
SACS accreditation	Yes	No change	Yes	Yes
Parents attending conferences	100.0%	Up from 35.9%	100.0%	100.0%
Character development program	Below Average	Down from Good	Excellent	Excellent
Dollars spent per pupil**	\$9,683	Down 6.1%	\$8,734	\$7,680
Percent of expenditures for instruction**	69.8%	Up from 60.0%	64.5%	66.8%
Percent of expenditures for teacher salaries**	69.1%	Up from 56.0%	64.0%	66.0%
ESEA composite index score	55.9	Up from 38.8	69.8	85.7

* Length of contract = 185+ days.
**Prior year audited financial data available.

EVALUATION RESULTS

	Teachers	Students*	Parents*
Number of surveys returned	16	16	15
Percent satisfied with learning environment	87.6%	75.0%	86.7%
Percent satisfied with social and physical environment	100.0%	93.8%	80.0%
Percent satisfied with school-home relations	43.8%	81.3%	80.0%

*Only students at the highest elementary school grade level at this school and their parents were included.

Comprehensive detail, including definitions of ratings, performance criteria, and explanations of status, is available on www.ed.sc.gov and www.eoc.sc.gov as well as school and school district websites.

Printed versions are available from school districts upon request.

REPORT OF PRINCIPAL AND SCHOOL IMPROVEMENT COUNCIL

Clio Elementary Middle School (CEMS) is dedicated to our mission to educate and enable all students to achieve their highest potential. Our dedicated and highly motivated staff serves 202 students in grades Pre-K through eighth. This school year, our focus has been on providing professional development to all staff members in order to implement the rigorous demands of the Common Core Curriculum.

Our students were challenged academically, and they met the challenge. During the 2013-14 school year the CEMS received the Palmetto Gold Award for student improvement. Our students learned reading through a balanced literacy approach. The district’s adoption of Go Math and Digits provided greater focus on standards and curriculum for both our teachers and students. Science standards are addressed through exciting hands-on activities in our classrooms and through instruction involving the use of grade-level science kits. Common Core Standards were implemented throughout the school this year and will continue during the 2014-15 school year.

Opportunities for students are abundant at CEMS. Students have access to computers in labs and in classrooms, video cameras, Smart boards and various tablets. Service projects this year included Jump Rope for Heart, collecting can goods, Pennies for patients, and Relay for Life. The school received several grants. Netlead awarded the school funding to purchase professional development books. The school received a 21st Community Learning Center Continuation Grant and a Bridge Grant for the summer school.

Our Community plays an active and supportive role in our students’ success. CEMS has a strong School Improvement Council and Parent Teacher Association. The SIC was an asset in supporting the monitoring of the schools academics, safety and strategic plan. The PTA raised funds to support students in need of clothing, and school supplies. We continue to be grateful for our business partnerships. Through these partnerships, technology became more abundant in our classrooms, and our media center received more library books. Together we will continue to make CEMS a great place for both our students and community.

Earleen Hall, SIC Chair
Julia Cain, Principal

N/A-Not Applicable

N/AV-Not Available

N/C-Not Collected

Abbreviations Key
N/R-Not Reported

I/S-Insufficient Sample

TBD-To Be Determined