



SC Annual School  
Report Card  
Summary

McColl Elementary/Middle School  
MARLBORO COUNTY SCHOOL DISTRICT  
Grades: PK-8 Enrollment: 762  
Principal: Mr. Macky Norton  
Superintendent: Dr. Helena Tillar  
Board Chair: Lucy Parsons

**PERFORMANCE** Comprehensive detail, including definitions of ratings, performance criteria, and explanations of status, is available on [www.ed.sc.gov](http://www.ed.sc.gov) and [www.eoc.sc.gov](http://www.eoc.sc.gov) as well as school and school district websites. Printed versions are available from school districts upon request.

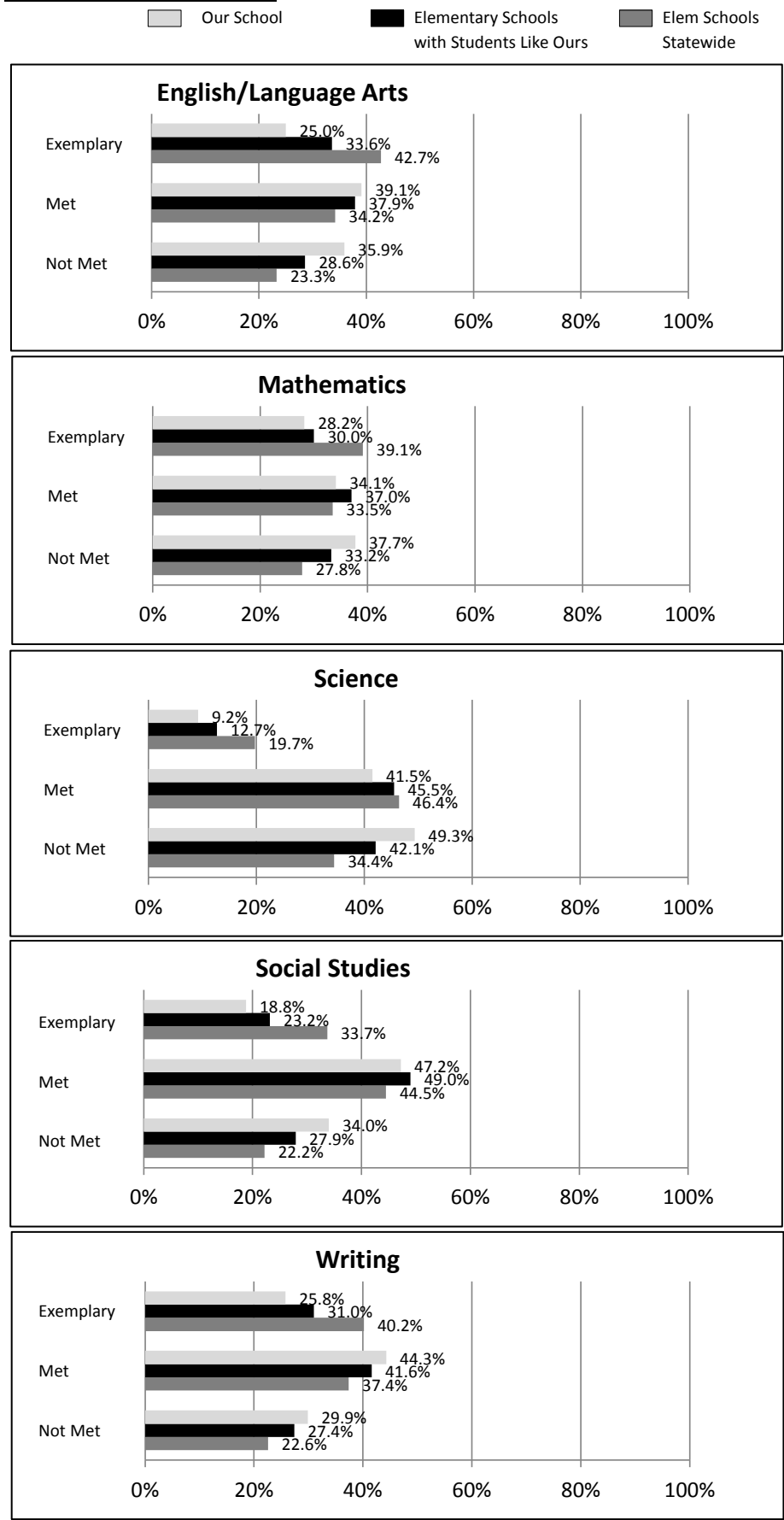
YEAR	ABSOLUTE RATING	GROWTH RATING	PALMETTO GOLD AND SILVER AWARD		ESEA/FEDERAL ACCOUNTABILITY RATING SYSTEM	
			General Performance	Closing the Gap	ESEA Grade	Accountability Indicator
2014	Average	At-Risk	TBD	TBD	F	N/A
2013	Average	Average	GOLD	SILVER	F	N/A
2012	Below Average	Below Average	N/A	N/A	F	N/A

ABSOLUTE RATINGS OF ELEMENTARY SCHOOLS WITH STUDENTS LIKE OURS\*

EXCELLENT	GOOD	AVERAGE	BELOW AVERAGE	AT-RISK
11	15	118	10	2


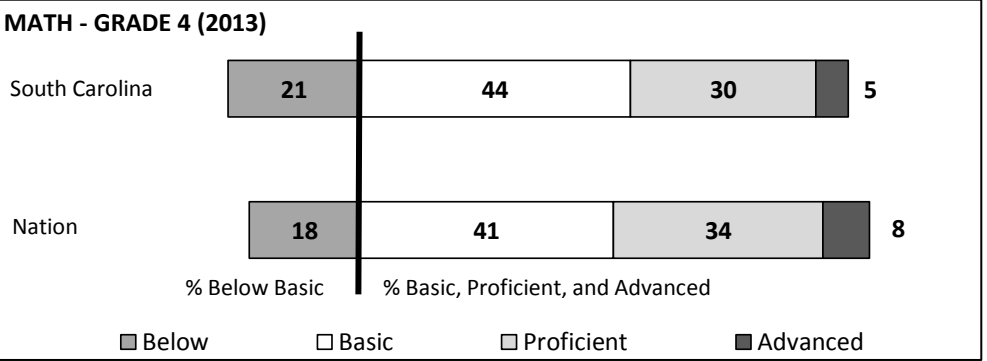
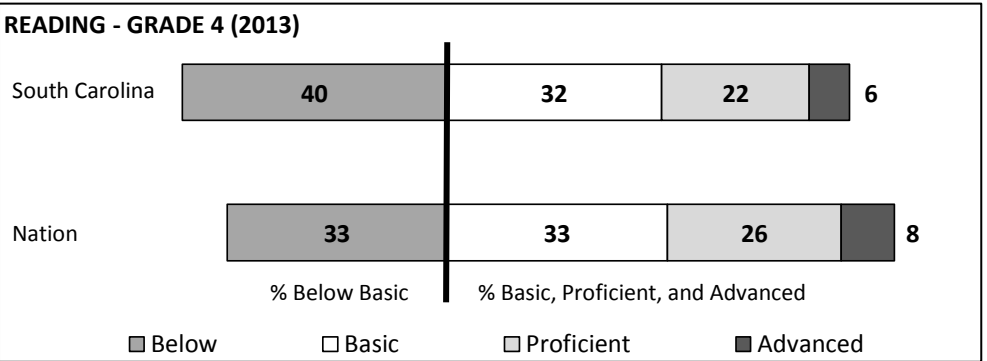
\* Ratings are calculated with data available by 04/27/2015. Schools with Students Like Ours are Elementary Schools with Poverty Indices of no more than 5% above or below the index for this school.

SC PASS PERFORMANCE



NAEP\*

\*Performance reported for SC and nation, data not available at school level. Percentages at NAEP Achievement Levels.



SC PERFORMANCE VISION

By 2020 all students will graduate with the knowledge and skills necessary to compete successfully in the global economy, participate in a democratic society and contribute positively as members of families and communities.

Abbreviations Key

N/A-Not Applicable N/AV-Not Available N/C-Not Collected N/R-Not Reported I/S-Insufficient Sample TBD-To Be Determined

McColl Elementary/Middle School  
MARLBORO COUNTY SCHOOL DISTRICT  
SCHOOL PROFILE

	Our School	Change from Last Year	Elementary Schools with Students Like Ours	Median Elementary Schools
Students (n = 762)				
Retention rate	3.6%	Up from 3.0%	1.4%	1.0%
Attendance rate	94.9%	Down from 95.3%	96.1%	96.5%
Served by gifted and talented program	5.3%	Down from 12.2%	4.7%	7.3%
With disabilities	15.3%	Down from 17.0%	13.6%	12.5%
Older than usual for grade	3.7%	Up from 3.1%	2.5%	1.8%
Out-of-school suspensions or expulsions for violent and/or criminal offenses	0.1%	Down from 0.3%	0.0%	0.0%
Teachers (n = 52)				
Teachers with advanced degrees	71.2%	Up from 67.3%	60.5%	62.3%
Continuing contract teachers	96.2%	Up from 91.8%	80.0%	81.2%
Teachers returning from previous year	88.2%	Up from 87.9%	87.1%	88.4%
Teacher attendance rate	92.6%	Down from 93.3%	95.1%	95.3%
Average teacher salary*	\$46,976	Up 2.1%	\$47,071	\$47,902
Classes not taught by highly qualified teachers	4.3%	Up from 4.1%	0.0%	0.0%
Professional development days/teacher	12.2 days	Down from 12.7 days	11.0 days	10.9 days
School				
Principal's years at school	15.0	Up from 14.0	3.0	4.0
Student-teacher ratio in core subjects	20.4 to 1	Up from 20.0 to 1	19.3 to 1	19.9 to 1
Prime instructional time	85.7%	Down from 87.0%	90.1%	90.7%
Opportunities in the arts	Good	No change	Good	Good
SACS accreditation	Yes	No change	Yes	Yes
Parents attending conferences	89.4%	Down from 91.5%	100.0%	100.0%
Character development program	Good	No change	Excellent	Excellent
Dollars spent per pupil**	\$6,304	Up 4.0%	\$8,000	\$7,680
Percent of expenditures for instruction**	69.5%	Down from 72.0%	65.9%	66.8%
Percent of expenditures for teacher salaries**	68.7%	Up from 68.0%	65.0%	66.0%
ESEA composite index score	52.2	Down from 55.8	79.6	85.7

\* Length of contract = 185+ days.  
\*\*Prior year audited financial data available.

EVALUATION RESULTS

	Teachers	Students*	Parents*
Number of surveys returned	48	85	62
Percent satisfied with learning environment	93.8%	82.4%	90.4%
Percent satisfied with social and physical environment	93.7%	77.7%	82.2%
Percent satisfied with school-home relations	89.4%	83.6%	72.6%

\*Only students at the highest elementary school grade level at this school and their parents were included.

Comprehensive detail, including definitions of ratings, performance criteria, and explanations of status, is available on [www.ed.sc.gov](http://www.ed.sc.gov) and [www.eoc.sc.gov](http://www.eoc.sc.gov) as well as school and school district websites.

Printed versions are available from school districts upon request.

REPORT OF PRINCIPAL AND SCHOOL IMPROVEMENT COUNCIL

The mission of McColl Elementary/Middle School is to educate and enable all students to achieve their highest potential. Our vision is to partner with families, businesses, and communities to develop the next generation of responsible citizens, lifelong learners, and global leaders. We are guided by seven beliefs: 1. All children can learn given opportunities that maximize their learning potential. 2. All students, parents, and staff will treat each other with respect. 3. Continuous, high-quality professional development is essential to teaching and learning. 4. A rigorous curriculum is vital to effectively develop students with critical thinking, problem solving, and real word skills. 5. A safe and orderly environment will provide diverse learning opportunities for all students. 6. A highly skilled and dedicated staff will produce responsible citizens and life-long learners. 7. All stake holders are important for the success of all students.

McColl School serves through an extended school year calendar, approximately 771 students in grades Pre-K through eight, with a certified staff of 56 and 31 support personnel. Instruction is the focus of McColl School. Through a data driven program, emphasis on Common Core curriculum, best practices, interventions, after school programs, 21st century technology, and engaged students, everyone has the opportunity to succeed.

McColl School continues to improve instructional practices through new initiatives and programs. This school year all grades were taught utilizing the Common Core and State Standards, which provided more rigorous instruction. The Read 180 program, for struggling students in grades 5 – 8, was fully implemented with significant gains recorded. The school began a new math adoption this year. Digits is the first computer based course in a core subject area. Students at risk of retention are also provided a summer school program in kindergarten and grades 6 – 8 for promotion.

Student involvement is a priority. Students were recognized in several areas of academic performance. One student was recognized as a Duke Scholar through its Talented Identification Program (TIP). Two students were recognized as Junior Scholars. Students also won awards in essay, art, and spelling and reading contests and science fairs.

A strong Parent Involvement Program provides a support for the community and the school. Parents are welcome and programs provide parenting skills to help their children succeed.

McColl School is accredited by AdvanceEd. All instructional standards are met and have received an “all clear” rating for 2013 – 14. The school was awarded the Palmetto Gold Award for General Improvement and the Palmetto Silver Award for Closing the Achievement Gap.

Macky Norton Principal

Sandee Westbay, School Improvement Council, Chair

N/A-Not Applicable

N/AV-Not Available

N/C-Not Collected

Abbreviations Key  
N/R-Not Reported

I/S-Insufficient Sample

TBD-To Be Determined