



SC Annual School Report Card Summary

McCormick Elementary School
 MCCORMICK COUNTY
 Grades: PK-5 Enrollment: 449
 Principal: Toyé Willis
 Superintendent: Dr. William T. Wright, Jr.
 Board Chair: Dr. George Yeldell

PERFORMANCE

Comprehensive detail, including definitions of ratings, performance criteria, and explanations of status, is available on www.ed.sc.gov and www.eoc.sc.gov as well as school and school district websites. Printed versions are available from school districts upon request.

YEAR	ABSOLUTE RATING	GROWTH RATING	PALMETTO GOLD AND SILVER AWARD		ESEA/FEDERAL ACCOUNTABILITY RATING SYSTEM	
			General Performance	Closing the Gap	ESEA Grade	Accountability Indicator
2014	Below Average	Average	TBD	TBD	C	N/A
2013	Below Average	At-Risk	N/A	N/A	D	N/A
2012	Average	Below Average	N/A	N/A	A	Reward

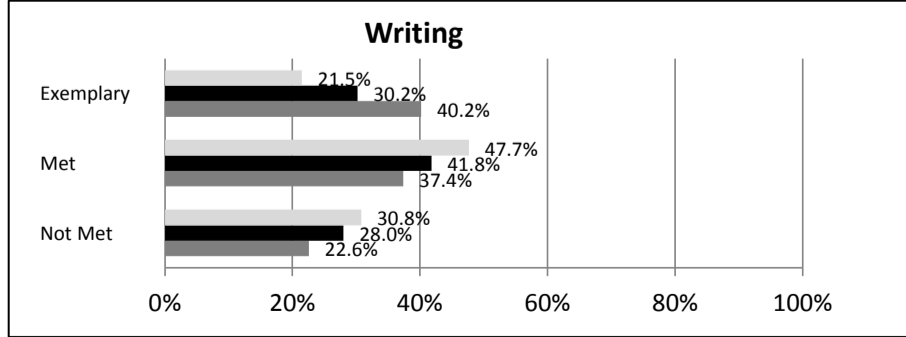
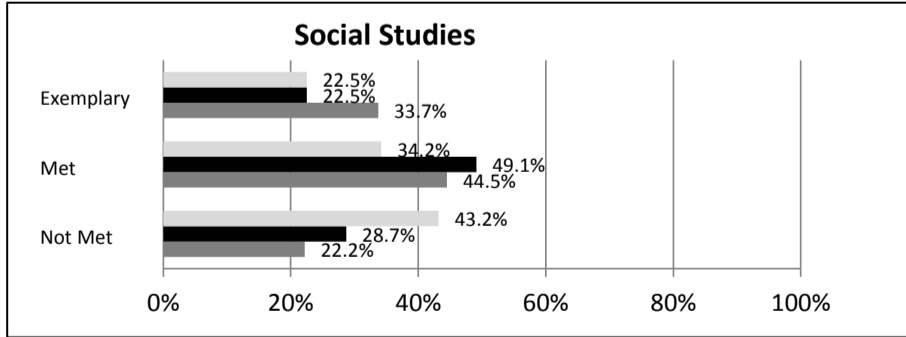
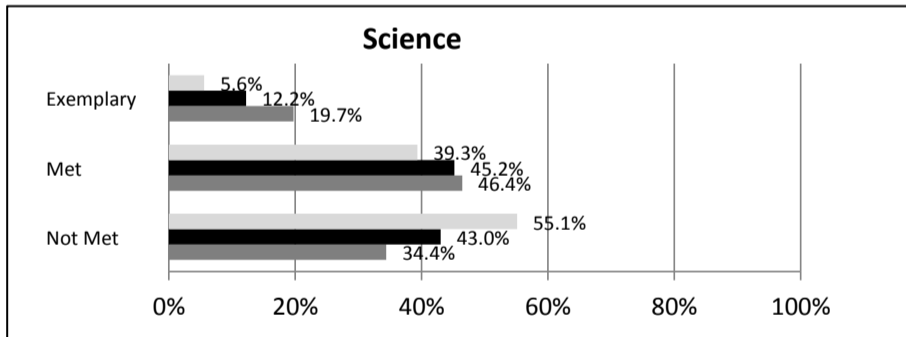
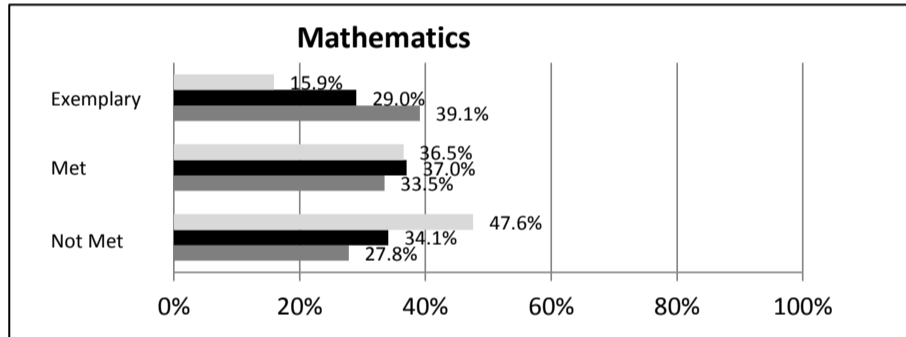
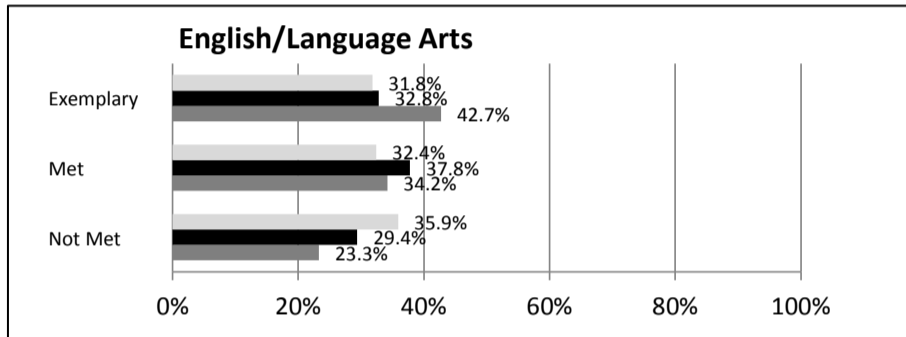
ABSOLUTE RATINGS OF ELEMENTARY SCHOOLS WITH STUDENTS LIKE OURS*

EXCELLENT	GOOD	AVERAGE	BELOW AVERAGE	AT-RISK
9	14	115	13	3

* Ratings are calculated with data available by 04/27/2015. Schools with Students Like Ours are Elementary Schools with Poverty Indices of no more than 5% above or below the index for this school.

SC PASS PERFORMANCE

Our School Elementary Schools with Students Like Ours Elem Schools Statewide



NAEP*

*Performance reported for SC and nation, data not available at school level. Percentages at NAEP Achievement Levels.



SC PERFORMANCE VISION
 By 2020 all students will graduate with the knowledge and skills necessary to compete successfully in the global economy, participate in a democratic society and contribute positively as members of families and communities.

Abbreviations Key

N/A-Not Applicable N/AV-Not Available N/C-Not Collected N/R-Not Reported I/S-Insufficient Sample TBD-To Be Determined

**McCormick Elementary School
MCCORMICK COUNTY**

SCHOOL PROFILE

	Our School	Change from Last Year	Elementary Schools with Students Like Ours	Median Elementary Schools
Students (n = 449)				
Retention rate	4.5%	Up from 3.9%	1.4%	1.0%
Attendance rate	96.0%	Down from 96.1%	96.1%	96.5%
Served by gifted and talented program	4.3%	Up from 2.2%	4.6%	7.3%
With disabilities	9.1%	Up from 9.0%	13.5%	12.5%
Older than usual for grade	3.2%	Down from 4.0%	2.5%	1.8%
Out-of-school suspensions or expulsions for violent and/or criminal offenses	0.0%	Down from 0.5%	0.0%	0.0%
Teachers (n = 27)				
Teachers with advanced degrees	77.8%	Up from 67.7%	60.5%	62.3%
Continuing contract teachers	85.2%	Up from 71.0%	79.4%	81.2%
Teachers returning from previous year	81.6%	Down from 81.9%	86.7%	88.4%
Teacher attendance rate	95.8%	Up from 94.7%	95.1%	95.3%
Average teacher salary*	\$47,824	Up 4.3%	\$46,976	\$47,902
Classes not taught by highly qualified teachers	9.4%	Down from 12.6%	0.0%	0.0%
Professional development days/teacher	7.7 days	Up from 1.9 days	10.8 days	10.9 days
School				
Principal's years at school	1.0	Down from 2.0	3.5	4.0
Student-teacher ratio in core subjects	19.0 to 1	Up from 18.8 to 1	19.0 to 1	19.9 to 1
Prime instructional time	91.1%	Up from 89.7%	90.0%	90.7%
Opportunities in the arts	Good	Down from Excellent	Good	Good
SACS accreditation	Yes	No change	Yes	Yes
Parents attending conferences	100.0%	No change	100.0%	100.0%
Character development program	Excellent	Up from Good	Excellent	Excellent
Dollars spent per pupil**	\$5,513	Down 2.2%	\$8,049	\$7,680
Percent of expenditures for instruction**	84.4%	Up from 84.0%	65.9%	66.8%
Percent of expenditures for teacher salaries**	83.6%	Up from 83.0%	65.0%	66.0%
ESEA composite index score	71.0	Up from 62.3	78.8	85.7

* Length of contract = 185+ days.

**Prior year audited financial data available.

EVALUATION RESULTS

	Teachers	Students*	Parents*
Number of surveys returned	23	72	12
Percent satisfied with learning environment	95.7%	84.7%	91.6%
Percent satisfied with social and physical environment	95.8%	84.5%	91.7%
Percent satisfied with school-home relations	82.6%	90.0%	75.0%

*Only students at the highest elementary school grade level at this school and their parents were included.

Comprehensive detail, including definitions of ratings, performance criteria, and explanations of status, is available on www.ed.sc.gov and www.eoc.sc.gov as well as school and school district websites.

Printed versions are available from school districts upon request.

REPORT OF PRINCIPAL AND SCHOOL IMPROVEMENT COUNCIL

The 2013-2014 school year was very productive for McCormick Elementary students, teachers, and parents. Throughout the year, formative assessments were given to students to help identify instructional weaknesses. These formative assessments were in the form of Measures of Academic Progress (MAP) testing, as well as district benchmark assessments in all subject areas, including writing. ☒

Throughout the school year, teachers worked on developing curriculum unit maps. These maps will define instruction for MES, and will be continuously revised as needed based on state standards. This year, we implemented Common Core State Standards in grades 3-5, with grades K-2 being in their second year of implementation. ☒

MES has many programs which allow parents and community members to become involved. These programs include, but are not limited to, School Improvement Council, Book Buddies, Open House, PTO, Grandparents Breakfast, Veterans Day Programs, mentoring programs, and report card conferences. We had 100% participation with all of our parents appearing for report card conferences! ☒

We are proud to offer numerous academic and behavioral incentives for our students. Students earn awards for academic achievements, including Honor Roll certificates, "Caught Being Good" bags, Accelerated Reader awards, Gifted and Talented programs, and intervention programs for those students who need extra support. Academic field trips were utilized by every grade level, as well as opportunities to compete against other schools through science fairs and writing contests. ☒

MES is working to increase collaboration between students, staff and community to provide a safe, nurturing and respectful environment was done throughout the year. MES participated in numerous safety drills, including drills requiring outside assistance from community agencies. Students were involved in numerous service learning projects, including the American Cancer Society. ☒

Communication with parents and community members is important to our success. To increase communication, MES utilized multiple forms of media, including the school messenger system, newspaper articles and pictures, monthly newsletters and calendars, and our Report to the People. ☒

Toye Willis, Principal ☒

Heather McNally, SIC Chairperson

Abbreviations Key

N/A-Not Applicable

N/AV-Not Available

N/C-Not Collected

N/R-Not Reported

I/S-Insufficient Sample

TBD-To Be Determined