



SC Annual School  
Report Card  
Summary

River Springs Elementary  
LEXINGTON 5  
Grades: PK-5 Enrollment: 617  
Principal: Melanie Cohen  
Superintendent: Stephen W. Hefner, Ed.D.  
Board Chair: Beth Watson

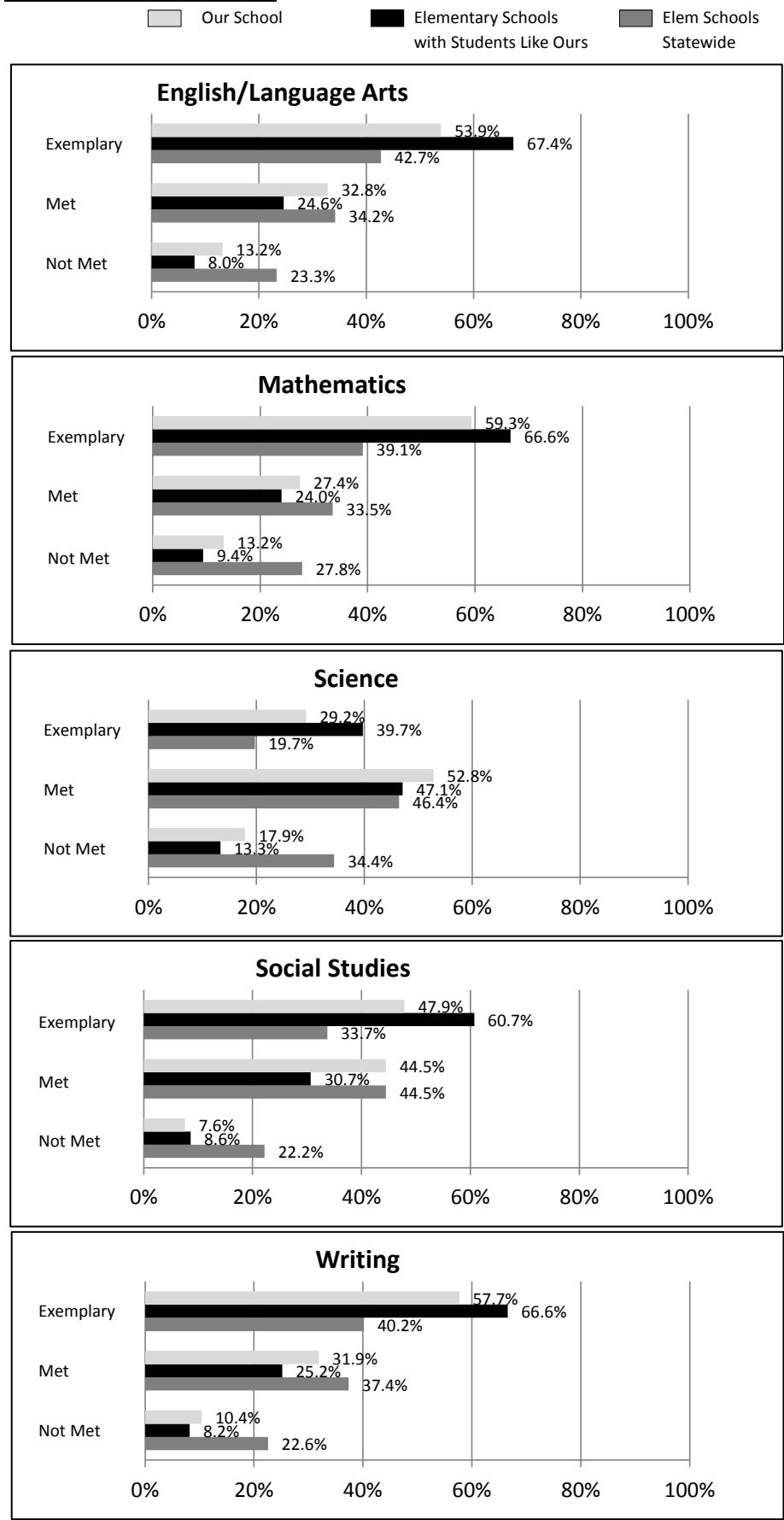
PERFORMANCE		Comprehensive detail, including definitions of ratings, performance criteria, and explanations of status, is available on <a href="http://www.ed.sc.gov">www.ed.sc.gov</a> and <a href="http://www.eoc.sc.gov">www.eoc.sc.gov</a> as well as school and school district websites. Printed versions are available from school districts upon request.				
YEAR	ABSOLUTE RATING	GROWTH RATING	PALMETTO GOLD AND SILVER AWARD		ESEA/FEDERAL ACCOUNTABILITY RATING SYSTEM	
			General Performance	Closing the Gap	ESEA Grade	Accountability Indicator
2014	Excellent	Excellent	TBD	TBD	B	N/A
2013	Excellent	Good	GOLD	N/A	A	N/A
2012	Excellent	Excellent	GOLD	N/A	A	N/A

ABSOLUTE RATINGS OF ELEMENTARY SCHOOLS WITH STUDENTS LIKE OURS\*

EXCELLENT	GOOD	AVERAGE	BELOW AVERAGE	AT-RISK
13	0	0	0	0


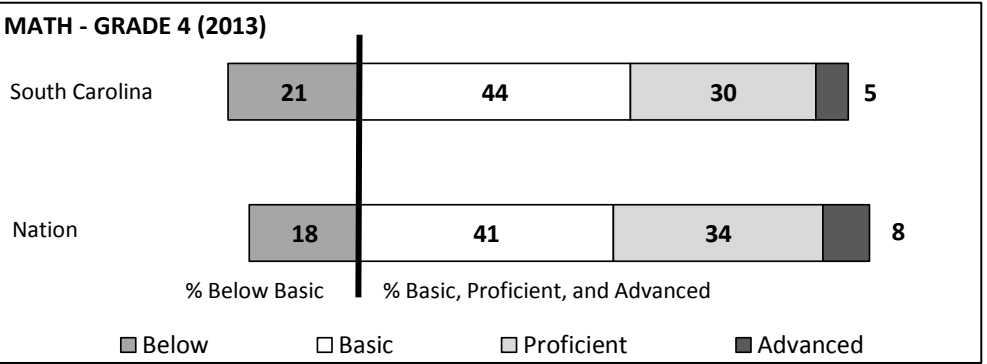
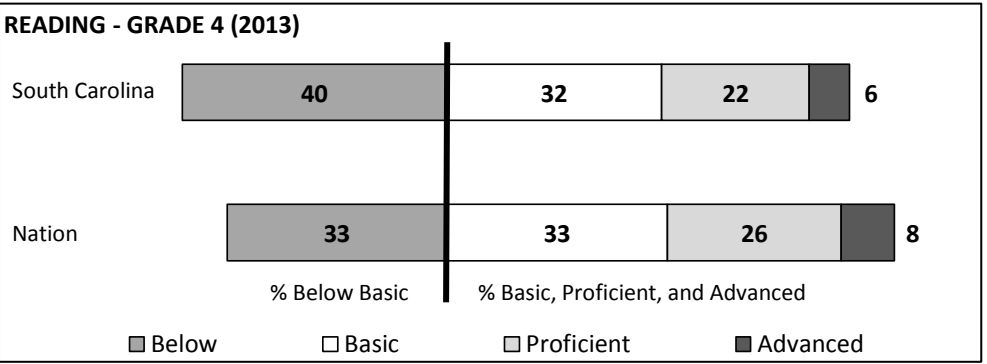
\* Ratings are calculated with data available by 04/27/2015. Schools with Students Like Ours are Elementary Schools with Poverty Indices of no more than 5% above or below the index for this school.

SC PASS PERFORMANCE



NAEP\*

\*Performance reported for SC and nation, data not available at school level. Percentages at NAEP Achievement Levels.



SC PERFORMANCE VISION

By 2020 all students will graduate with the knowledge and skills necessary to compete successfully in the global economy, participate in a democratic society and contribute positively as members of families and communities.

Abbreviations Key

N/A-Not Applicable    N/AV-Not Available    N/C-Not Collected    N/R-Not Reported    I/S-Insufficient Sample    TBD-To Be Determined

River Springs Elementary  
LEXINGTON 5  
SCHOOL PROFILE

	Our School	Change from Last Year	Elementary Schools with Students Like Ours	Median Elementary Schools
Students (n = 617)				
Retention rate	0.0%	No change	0.6%	1.0%
Attendance rate	97.0%	Down from 97.1%	97.2%	96.5%
Served by gifted and talented program	17.7%	Down from 17.8%	19.1%	7.3%
With disabilities	10.7%	Up from 10.6%	11.7%	12.5%
Older than usual for grade	0.2%	No change	0.8%	1.8%
Out-of-school suspensions or expulsions for violent and/or criminal offenses	0.0%	No change	0.0%	0.0%
Teachers (n = 47)				
Teachers with advanced degrees	72.3%	Up from 68.9%	64.5%	62.3%
Continuing contract teachers	93.6%	Down from 97.8%	85.5%	81.2%
Teachers returning from previous year	97.0%	Up from 94.1%	91.0%	88.4%
Teacher attendance rate	95.8%	Up from 95.1%	96.3%	95.3%
Average teacher salary*	\$54,684	Up 6.4%	\$50,140	\$47,902
Classes not taught by highly qualified teachers	4.8%	Up from 1.8%	0.0%	0.0%
Professional development days/teacher	8.5 days	Down from 9.6 days	10.5 days	10.9 days
School				
Principal's years at school	5.0	Up from 4.0	7.0	4.0
Student-teacher ratio in core subjects	19.9 to 1	Down from 20.3 to 1	21.4 to 1	19.9 to 1
Prime instructional time	91.7%	Up from 91.2%	91.9%	90.7%
Opportunities in the arts	Good	No change	Good	Good
SACS accreditation	Yes	No change	Yes	Yes
Parents attending conferences	100.0%	No change	100.0%	100.0%
Character development program	Excellent	No change	Excellent	Excellent
Dollars spent per pupil**	\$8,373	Up 3.4%	\$7,579	\$7,680
Percent of expenditures for instruction**	67.9%	Up from 67.0%	68.9%	66.8%
Percent of expenditures for teacher salaries**	67.0%	Up from 66.0%	67.9%	66.0%
ESEA composite index score	89.1	Down from 94.1	95.8	85.7

\* Length of contract = 185+ days.  
\*\*Prior year audited financial data available.

EVALUATION RESULTS

	Teachers	Students*	Parents*
Number of surveys returned	41	116	85
Percent satisfied with learning environment	97.6%	91.4%	90.6%
Percent satisfied with social and physical environment	100.0%	92.2%	95.3%
Percent satisfied with school-home relations	100.0%	92.3%	71.0%

\*Only students at the highest elementary school grade level at this school and their parents were included.

Comprehensive detail, including definitions of ratings, performance criteria, and explanations of status, is available on [www.ed.sc.gov](http://www.ed.sc.gov) and [www.eoc.sc.gov](http://www.eoc.sc.gov) as well as school and school district websites.

Printed versions are available from school districts upon request.

REPORT OF PRINCIPAL AND SCHOOL IMPROVEMENT COUNCIL

The 2013-2014 school year at River Springs Elementary School proved to be another outstanding year of learning and growing for our staff and students. While the focus of the school has always been “working together to build the future,” this was truly the case this year as we joined together as a faculty to learn more about the area of writing.

In the spring of 2013, the faculty came together to determine that the focus of the 2013-2014 school year would be on the writing process for all students in kindergarten through fifth grade. The staff chose a specific curriculum that would allow the teachers to grow as professionals as well as hold the students to high expectations with regard to academic writing. Each month, the faculty came together for professional study around a specific genre of writing. Teachers studied how to teach students specific elements of writing such as elaboration and craft, while weaving writing into all academic areas. Through intentional planning of writing lessons combined with authentic writing practice and assessment, our students have improved in writing in all content areas. Our students have practiced writing in many forms this year, and we are excited to see how their growth in writing continues to flourish in the years to come.

This year also brought the third year of our PTO’s focus on health and wellness for our students. In the past three years, our PTO has donated in excess of \$100,000 to improve our playground facilities and has started a school running club. Both of these have made a tremendous impact on our students, and we look forward to seeing the impact this will have on our students in the future. Next year, we look forward to our PTO’s continued support in the area of technology.

As we look forward to next year, our staff is committed to the continued growth of all students. We will continue to support our students in need of academic support through structured intervention programs. High-achieving students will receive support in the form of content-specific classes to ensure their continued growth. As a school, we will continue the study of writing while we will also refine our instruction through the study of strategies in professional development throughout the school year.

As we celebrate the many accomplishments of this school year, we know that many challenges lie ahead. With a staff committed to continuous improvement and innovative instructional practices, we are poised and ready to meet these challenges. As a school community, we look forward to what next year brings as we continue to serve the children of River Springs Elementary School.

Principal: Melanie Cohen

SIC Chairman: Michael Schlenk