



SC Annual School
Report Card
Summary

H. E. Corley Elementary
LEXINGTON 5
Grades: PK-5 Enrollment: 525
Principal: Judith A. Franchini
Superintendent: Stephen W. Hefner, Ed.D.
Board Chair: Beth Watson

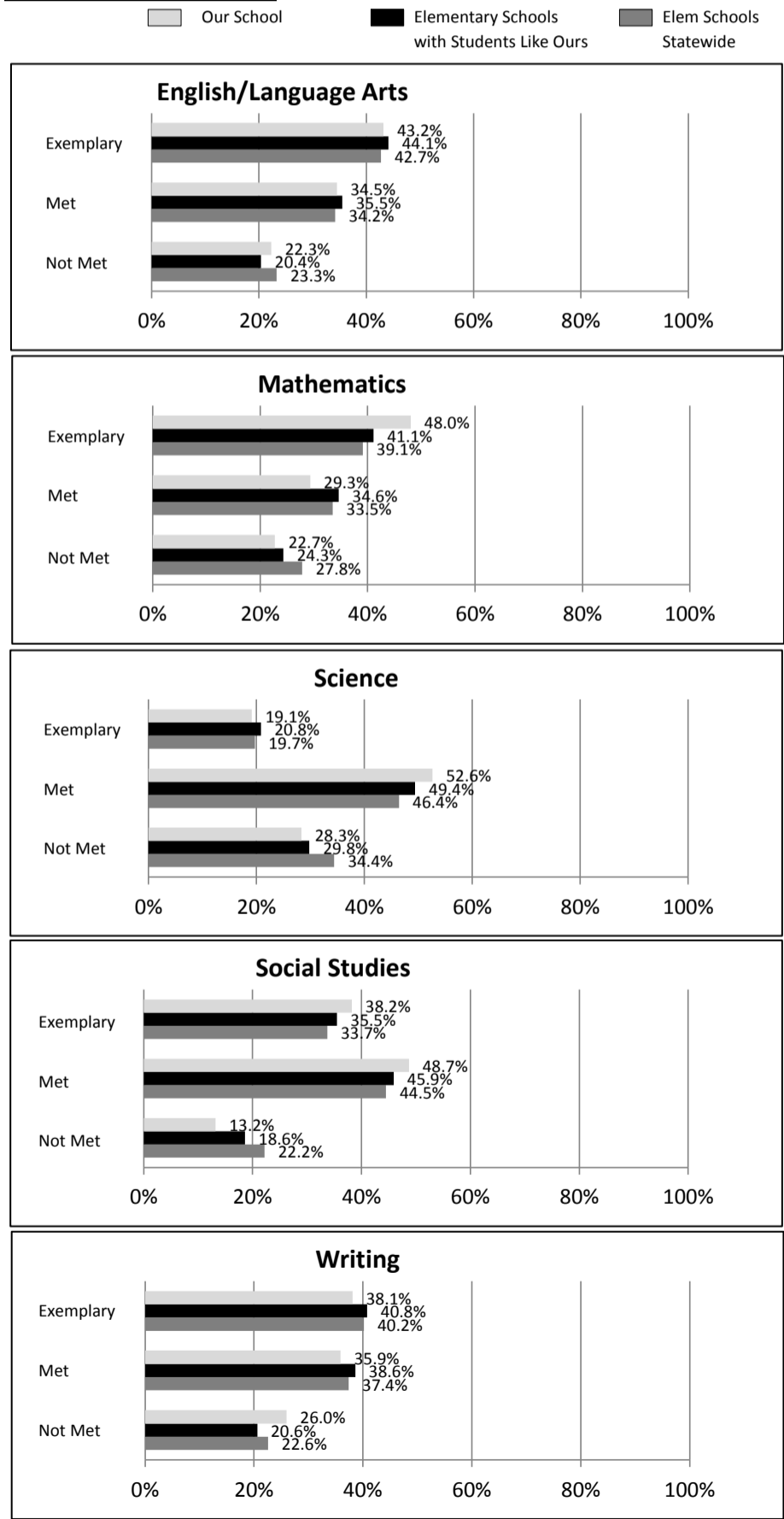
PERFORMANCE		Comprehensive detail, including definitions of ratings, performance criteria, and explanations of status, is available on www.ed.sc.gov and www.eoc.sc.gov as well as school and school district websites. Printed versions are available from school districts upon request.				
YEAR	ABSOLUTE RATING	GROWTH RATING	PALMETTO GOLD AND SILVER AWARD		ESEA/FEDERAL ACCOUNTABILITY RATING SYSTEM	
			General Performance	Closing the Gap	ESEA Grade	Accountability Indicator
2014	Good	Average	TBD	TBD	A	Reward
2013	Good	Average	N/A	N/A	A	Focus
2012	Good	Average	N/A	N/A	B	Focus

ABSOLUTE RATINGS OF ELEMENTARY SCHOOLS WITH STUDENTS LIKE OURS*

EXCELLENT	GOOD	AVERAGE	BELOW AVERAGE	AT-RISK
32	48	33	2	0


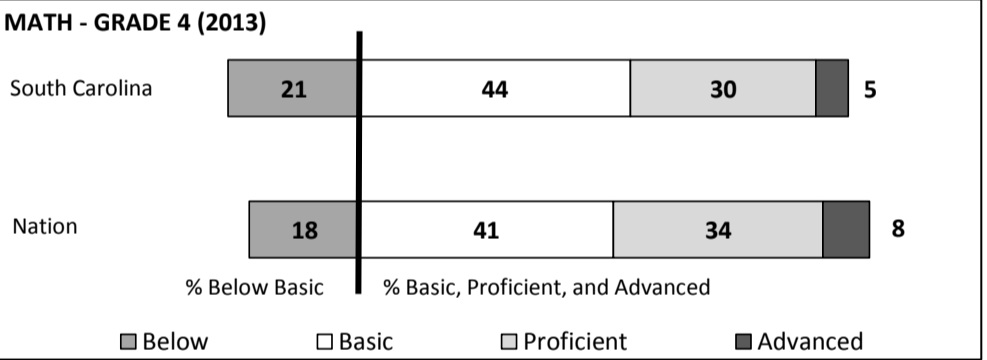
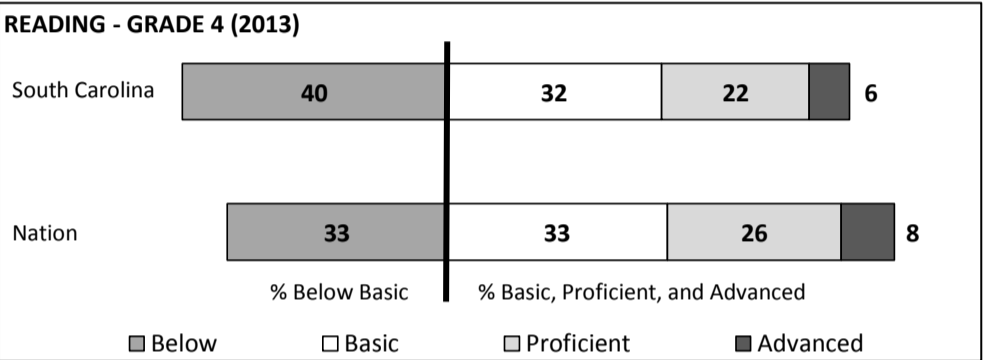
* Ratings are calculated with data available by 04/27/2015. Schools with Students Like Ours are Elementary Schools with Poverty Indices of no more than 5% above or below the index for this school.

SC PASS PERFORMANCE



NAEP*

*Performance reported for SC and nation, data not available at school level. Percentages at NAEP Achievement Levels.



SC PERFORMANCE VISION

By 2020 all students will graduate with the knowledge and skills necessary to compete successfully in the global economy, participate in a democratic society and contribute positively as members of families and communities.

Abbreviations Key

N/A-Not Applicable	N/AV-Not Available	N/C-Not Collected	N/R-Not Reported	I/S-Insufficient Sample	TBD-To Be Determined
--------------------	--------------------	-------------------	------------------	-------------------------	----------------------

H. E. Corley Elementary
LEXINGTON 5
SCHOOL PROFILE

	Our School	Change from Last Year	Elementary Schools with Students Like Ours	Median Elementary Schools
Students (n = 525)				
Retention rate	0.0%	No change	1.1%	1.0%
Attendance rate	96.5%	Down from 96.8%	96.4%	96.5%
Served by gifted and talented program	6.3%	Down from 7.4%	7.9%	7.3%
With disabilities	16.0%	Up from 15.3%	13.2%	12.5%
Older than usual for grade	0.9%	Up from 0.7%	2.1%	1.8%
Out-of-school suspensions or expulsions for violent and/or criminal offenses	0.0%	No change	0.0%	0.0%
Teachers (n = 58)				
Teachers with advanced degrees	65.5%	Up from 63.3%	60.7%	62.3%
Continuing contract teachers	77.6%	Down from 81.7%	83.9%	81.2%
Teachers returning from previous year	90.0%	Up from 89.9%	89.8%	88.4%
Teacher attendance rate	95.9%	Up from 95.6%	95.5%	95.3%
Average teacher salary*	\$50,411	Up 2.4%	\$48,393	\$47,902
Classes not taught by highly qualified teachers	4.5%	Up from 0.0%	0.0%	0.0%
Professional development days/teacher	12.2 days	Down from 13.2 days	10.4 days	10.9 days
School				
Principal's years at school	8.0	Up from 7.0	5.0	4.0
Student-teacher ratio in core subjects	17.6 to 1	Up from 17.2 to 1	20.3 to 1	19.9 to 1
Prime instructional time	91.2%	Up from 91.0%	90.5%	90.7%
Opportunities in the arts	Good	No change	Good	Good
SACS accreditation	Yes	No change	Yes	Yes
Parents attending conferences	100.0%	No change	100.0%	100.0%
Character development program	Excellent	No change	Excellent	Excellent
Dollars spent per pupil**	\$12,131	Up 4.6%	\$7,288	\$7,680
Percent of expenditures for instruction**	66.6%	Down from 67.0%	67.5%	66.8%
Percent of expenditures for teacher salaries**	65.8%	Down from 66.0%	66.8%	66.0%
ESEA composite index score	92.0	Down from 92.4	89.2	85.7

* Length of contract = 185+ days.
**Prior year audited financial data available.

EVALUATION RESULTS

	Teachers	Students*	Parents*
Number of surveys returned	51	72	17
Percent satisfied with learning environment	94.1%	95.8%	94.1%
Percent satisfied with social and physical environment	96.1%	94.3%	93.8%
Percent satisfied with school-home relations	82.7%	97.2%	70.6%

*Only students at the highest elementary school grade level at this school and their parents were included.

Comprehensive detail, including definitions of ratings, performance criteria, and explanations of status, is available on www.ed.sc.gov and www.eoc.sc.gov as well as school and school district websites.

Printed versions are available from school districts upon request.

REPORT OF PRINCIPAL AND SCHOOL IMPROVEMENT COUNCIL

H. E. Corley Elementary, a Leader in Me magnet school, has embraced our new mission “...to empower students to Live and learn together, Encourage each other to Achieve our goals by Developing healthy habits of mind and body; Eager to serve and Ready to change the world.”

Our teachers are highly qualified and continue to hone their skills to grow the leader in all of our students. In 2013-2014, we continued to make raising student achievement our number one priority through building strong relationships and focusing on improving instructional strategies. School-based professional development is a cornerstone in our teacher preparation efforts. All faculty and staff participated in four full days of Leader in Me training to complete our magnet school transition.

During the 2013-14 school year, our students conducted their own conferences, led assemblies and gave performances. As a leadership magnet school we find every opportunity to give students a stage upon which to demonstrate their leadership skills and use the seven leadership habits. Students were given leadership roles within each classroom, served on the student council, participated in recycling team efforts and/or were recognized each month during Leadership Assemblies. Students maintained notebooks containing achievement and personal goals and the data to support their progress. This data may have come from tests, classroom observations, and/or charts of their behavior. Students participated in two sessions of six-week clubs. The clubs included cooking, basketball, origami, board games, art and drama.

Our generous PTO provided teacher luncheons, PASS snacks, related arts projects and fitness stations on our walking path. McGregor Presbyterian Church sponsored the weekend snack packs for our students. This year, we are expanding our very successful summer reading program to include a separate four-week math program to support our early mathematicians.

We extend a huge thank you to the Irmo Arbor Day Committee for their generous contribution of the labor, plants and landscaping materials and to the St. Andrews Optimist Club for the green benches which make our school more welcoming. H.E. Corley continues to build relationships with business partners such as Fatz, Ameris Bank, Theresa Miley – State Farm, Chick-fil-A, Bojangles’ and Sonic. We also continue to build bonds with the community as every grade level had family outreach initiatives.

Principal: Dr. Judith A. Franchini

SIC Chairperson: Mrs. Catrina Jones