



SC Annual School  
Report Card  
Summary

Seven Oaks Elementary  
LEXINGTON 5  
Grades: PK-5 Enrollment: 524  
Principal: Ann M. Copelan  
Superintendent: Stephen W. Hefner, Ed.D.  
Board Chair: Beth Watson

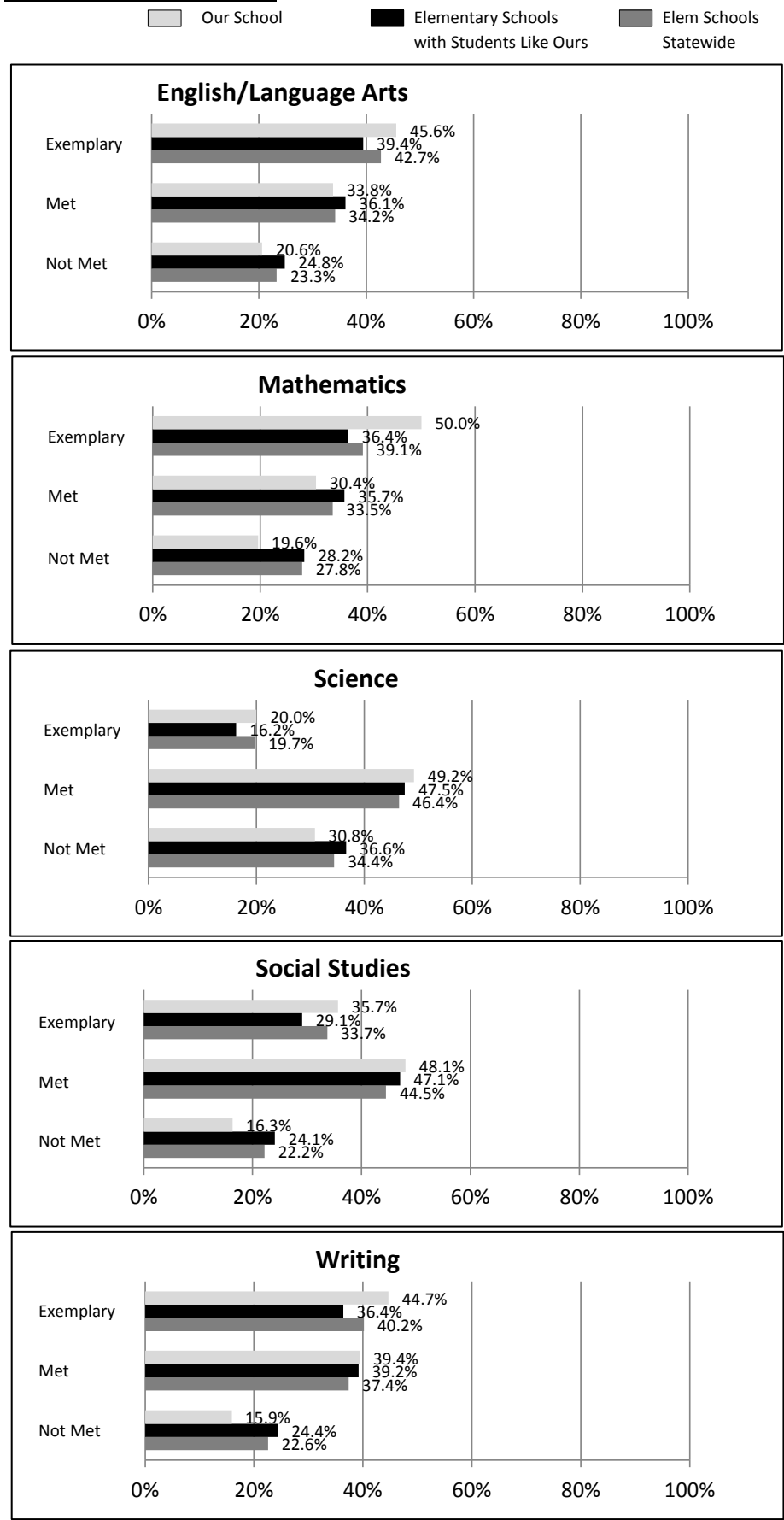
PERFORMANCE		Comprehensive detail, including definitions of ratings, performance criteria, and explanations of status, is available on <a href="http://www.ed.sc.gov">www.ed.sc.gov</a> and <a href="http://www.eoc.sc.gov">www.eoc.sc.gov</a> as well as school and school district websites. Printed versions are available from school districts upon request.				
YEAR	ABSOLUTE RATING	GROWTH RATING	PALMETTO GOLD AND SILVER AWARD		ESEA/FEDERAL ACCOUNTABILITY RATING SYSTEM	
			General Performance	Closing the Gap	ESEA Grade	Accountability Indicator
2014	Good	Average	TBD	TBD	A	Reward
2013	Excellent	Excellent	GOLD	SILVER	A	Reward
2012	Excellent	Excellent	GOLD	N/A	B	Reward

ABSOLUTE RATINGS OF ELEMENTARY SCHOOLS WITH STUDENTS LIKE OURS\*

EXCELLENT	GOOD	AVERAGE	BELOW AVERAGE	AT-RISK
22	28	76	4	1


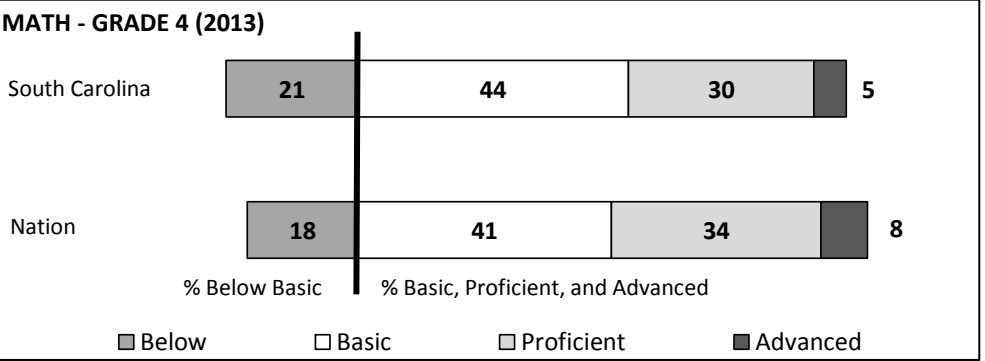
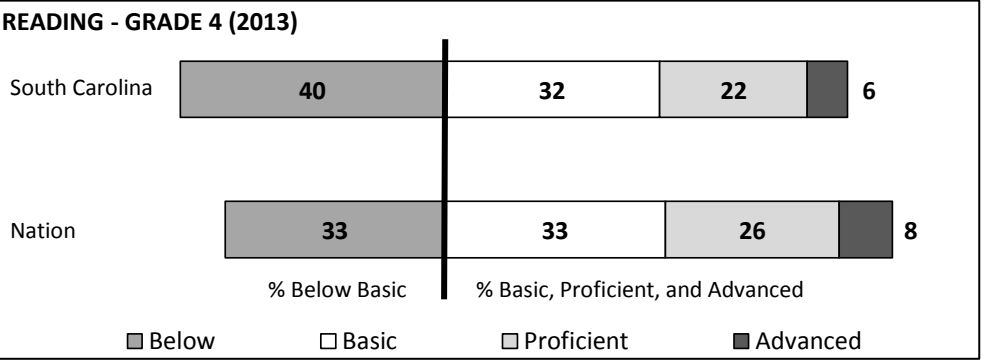
\* Ratings are calculated with data available by 04/27/2015. Schools with Students Like Ours are Elementary Schools with Poverty Indices of no more than 5% above or below the index for this school.

SC PASS PERFORMANCE



NAEP\*

\*Performance reported for SC and nation, data not available at school level. Percentages at NAEP Achievement Levels.



SC PERFORMANCE VISION

By 2020 all students will graduate with the knowledge and skills necessary to compete successfully in the global economy, participate in a democratic society and contribute positively as members of families and communities.

Abbreviations Key

N/A-Not Applicable N/AV-Not Available N/C-Not Collected N/R-Not Reported I/S-Insufficient Sample TBD-To Be Determined

Seven Oaks Elementary  
LEXINGTON 5  
SCHOOL PROFILE

	Our School	Change from Last Year	Elementary Schools with Students Like Ours	Median Elementary Schools
Students (n = 524)				
Retention rate	0.2%	No change	1.1%	1.0%
Attendance rate	96.1%	Down from 96.5%	96.2%	96.5%
Served by gifted and talented program	4.8%	Down from 4.9%	6.5%	7.3%
With disabilities	16.4%	Down from 17.7%	14.0%	12.5%
Older than usual for grade	1.1%	Down from 1.3%	2.1%	1.8%
Out-of-school suspensions or expulsions for violent and/or criminal offenses	1.0%	Down from 1.6%	0.0%	0.0%
Teachers (n = 46)				
Teachers with advanced degrees	73.9%	Down from 76.7%	61.0%	62.3%
Continuing contract teachers	84.8%	Down from 95.3%	82.5%	81.2%
Teachers returning from previous year	94.6%	Up from 92.2%	89.0%	88.4%
Teacher attendance rate	94.1%	Down from 94.4%	95.2%	95.3%
Average teacher salary*	\$50,601	Up 2.2%	\$48,191	\$47,902
Classes not taught by highly qualified teachers	0.0%	No change	0.0%	0.0%
Professional development days/teacher	9.5 days	Down from 10.7 days	10.5 days	10.9 days
School				
Principal's years at school	7.0	Up from 6.0	4.0	4.0
Student-teacher ratio in core subjects	16.6 to 1	Down from 16.7 to 1	19.9 to 1	19.9 to 1
Prime instructional time	88.5%	Down from 89.5%	90.0%	90.7%
Opportunities in the arts	Good	No change	Good	Good
SACS accreditation	Yes	No change	Yes	Yes
Parents attending conferences	99.2%	Down from 100.0%	100.0%	100.0%
Character development program	Excellent	No change	Excellent	Excellent
Dollars spent per pupil**	\$11,051	Up 7.8%	\$7,889	\$7,680
Percent of expenditures for instruction**	65.7%	Up from 65.0%	65.7%	66.8%
Percent of expenditures for teacher salaries**	64.7%	Up from 64.0%	64.8%	66.0%
ESEA composite index score	93.8	Up from 92.5	83.8	85.7

\* Length of contract = 185+ days.  
\*\*Prior year audited financial data available.

EVALUATION RESULTS

	Teachers	Students*	Parents*
Number of surveys returned	47	77	36
Percent satisfied with learning environment	85.1%	94.8%	91.7%
Percent satisfied with social and physical environment	89.2%	90.9%	91.6%
Percent satisfied with school-home relations	74.4%	92.2%	86.1%

\*Only students at the highest elementary school grade level at this school and their parents were included.

Comprehensive detail, including definitions of ratings, performance criteria, and explanations of status, is available on [www.ed.sc.gov](http://www.ed.sc.gov) and [www.eoc.sc.gov](http://www.eoc.sc.gov) as well as school and school district websites.

Printed versions are available from school districts upon request.

REPORT OF PRINCIPAL AND SCHOOL IMPROVEMENT COUNCIL

Seven Oaks Elementary School MEDIA Magnet (SOESMM) was awarded a Palmetto Gold Award for academic achievement and Palmetto Silver for closing the achievement gap during the 2013-2014 school year. Our school began the transition into its magnet theme due to the awarding of a federal grant from the Magnet Schools Assistance Program (MSAP). During this transition, Seven Oaks Elementary students were introduced to one-to-one computing with Chromebooks or iPads and engaged in a project-based learning activity to culminate the first year of magnet implementation. [redacted]

[redacted]

Our students were finalists in the Lego Competition and received second place and two honorable mentions in the District Five Science Fair. Three students were selected to the South Carolina Elementary Honor Choir and five students were selected for the District Elementary Honor Choir. One Seven Oaks Elementary student won the Columbia Marathon Student Division and another had the highest score in the Lake Murray Chess Competition. [redacted]

[redacted]

Staff representatives for 2013-2014 were Erica Livingston, Teacher of the Year, and Terri Boltin, Support Employee of the Year. Courtney McKenzie received the Seven Oaks Distinguished Reading Teacher of the Year award. Seven Oaks Elementary teachers were awarded several grants including a DonorsChoose.org grant for technology and academic projects, Reflect Grant, Farm to School Grant and PalmettoPride Litter Trashes Everyone Education Grant. [redacted]

[redacted]

Students donated canned goods for Sharing God’s Love, participated in Jump Rope for Heart and collected pajamas for the Connie Maxwell Children’s Home. Students were involved in leadership programs through Student Council and SOES Champions, a physical education (PE) leadership program. Seven Oaks Elementary was the first place winner in the Columbia Blowfish Baseball Reading Reward Program. [redacted]

[redacted]

Seven Oaks Elementary MEDIA Magnet School Improvement Council (SIC) focused their time on working with area churches in supporting our Reading Buddies program. This program involved 48 members of our community reading with selected kindergarten through second graders. Ashland United Methodist Church was very instrumental in supplying volunteers to this program along with the donation of computers and books for students, children’s coats, and school supplies. Ashland UMC was named District Five “Organization of the Year” for this service. Our PTA was involved in various programs throughout the year including literacy, talent night, anti-bullying, spring art and choral celebrations. Funds raised by PTA purchased student agendas and portable sound equipment to enhance our media performances. [redacted]

[redacted]

Seven Oaks Elementary School MEDIA Magnet is “Plugging Students In” and involving our students and staff in interactive learning that will pave the way for future college and career readiness skills. This whole-school magnet theme will engage our children in “real-world” project-based and collaborative learning. [redacted]

[redacted]

SIC Chairperson: Becky Shumpert [redacted]

[redacted]

Principal: Ann Copelan

N/A-Not Applicable

N/AV-Not Available

N/C-Not Collected

Abbreviations Key  
N/R-Not Reported

I/S-Insufficient Sample

TBD-To Be Determined