



SC Annual School Report Card Summary

**SALUDA RIVER ACADEMY FOR THE ARTS
LEXINGTON 2**
Grades: K-5 Enrollment: 410
Principal: TONYA FRYER
Superintendent: Dr. Venus J. Holland
Board Chair: Mr. Bill Bingham, Jr.

PERFORMANCE

Comprehensive detail, including definitions of ratings, performance criteria, and explanations of status, is available on www.ed.sc.gov and www.eoc.sc.gov as well as school and school district websites. Printed versions are available from school districts upon request.

YEAR	ABSOLUTE RATING	GROWTH RATING	PALMETTO GOLD AND SILVER AWARD		ESEA/FEDERAL ACCOUNTABILITY RATING SYSTEM	
			General Performance	Closing the Gap	ESEA Grade	Accountability Indicator
2014	Good	Below Average	TBD	TBD	C	Focus
2013	Good	Average	N/A	N/A	B	Focus
2012	Average	Average	N/A	N/A	B	Focus

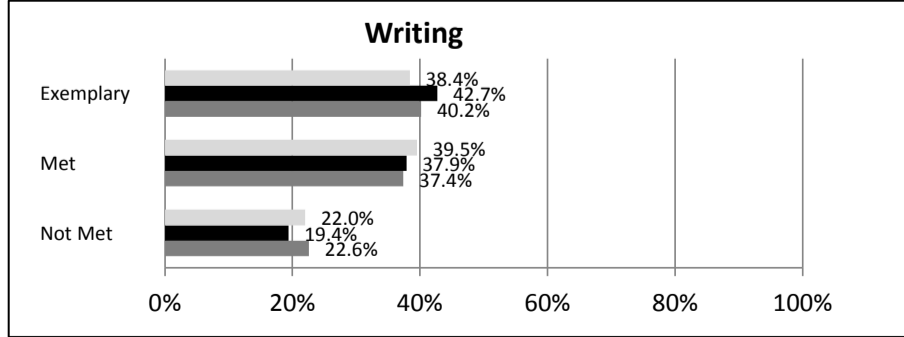
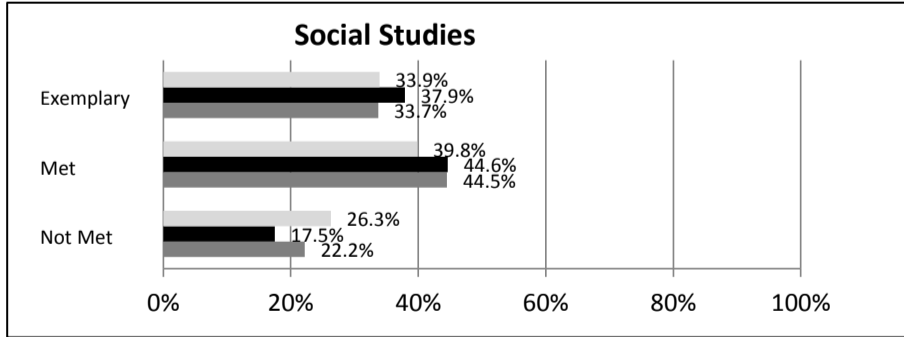
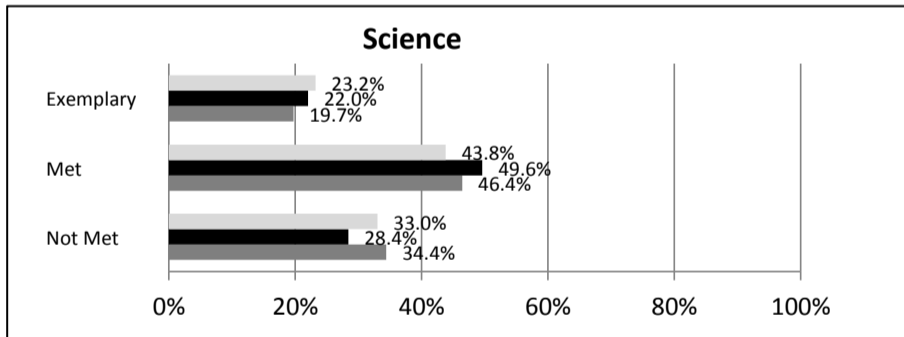
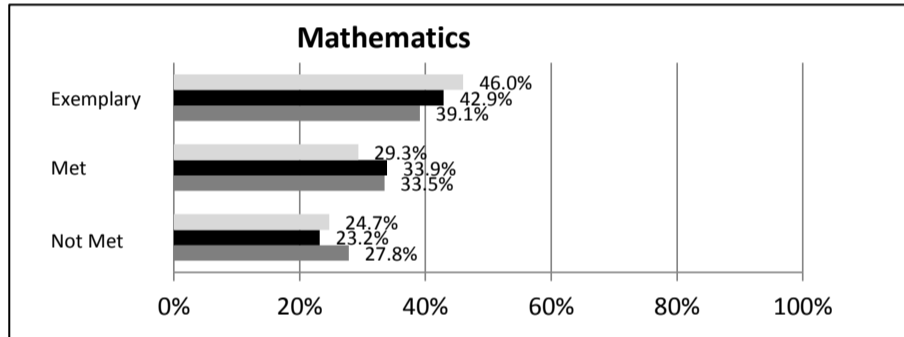
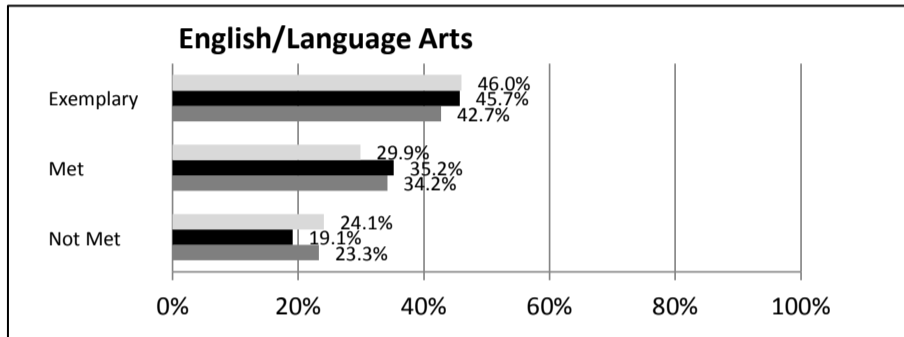
ABSOLUTE RATINGS OF ELEMENTARY SCHOOLS WITH STUDENTS LIKE OURS*

EXCELLENT	GOOD	AVERAGE	BELOW AVERAGE	AT-RISK
39	49	23	2	0

* Ratings are calculated with data available by 04/27/2015. Schools with Students Like Ours are Elementary Schools with Poverty Indices of no more than 5% above or below the index for this school.

SC PASS PERFORMANCE

Our School Elementary Schools with Students Like Ours Elem Schools Statewide



NAEP*

*Performance reported for SC and nation, data not available at school level. Percentages at NAEP Achievement Levels.



SC PERFORMANCE VISION

By 2020 all students will graduate with the knowledge and skills necessary to compete successfully in the global economy, participate in a democratic society and contribute positively as members of families and communities.

Abbreviations Key

N/A-Not Applicable N/AV-Not Available N/C-Not Collected N/R-Not Reported I/S-Insufficient Sample TBD-To Be Determined

**SALUDA RIVER ACADEMY FOR THE ARTS
LEXINGTON 2**

SCHOOL PROFILE

	Our School	Change from Last Year	Elementary Schools with Students Like Ours	Median Elementary Schools
Students (n = 410)				
Retention rate	0.2%	No change	1.1%	1.0%
Attendance rate	99.9%	Up from 97.8%	96.4%	96.5%
Served by gifted and talented program	10.3%	Down from 10.7%	8.2%	7.3%
With disabilities	13.7%	Down from 15.4%	12.8%	12.5%
Older than usual for grade	1.0%	Up from 0.5%	2.0%	1.8%
Out-of-school suspensions or expulsions for violent and/or criminal offenses	0.0%	No change	0.0%	0.0%
Teachers (n = 32)				
Teachers with advanced degrees	53.1%	Down from 63.3%	62.5%	62.3%
Continuing contract teachers	75.0%	Down from 83.3%	85.7%	81.2%
Teachers returning from previous year	90.5%	Up from 89.2%	90.2%	88.4%
Teacher attendance rate	93.7%	Up from 93.6%	95.3%	95.3%
Average teacher salary*	\$45,997	Down 1.1%	\$48,721	\$47,902
Classes not taught by highly qualified teachers	2.0%	Down from 3.0%	0.0%	0.0%
Professional development days/teacher	19.2 days	Up from 15.2 days	11.8 days	10.9 days
School				
Principal's years at school	8.0	Up from 7.0	6.0	4.0
Student-teacher ratio in core subjects	3.1 to 1	Down from 3.8 to 1	20.6 to 1	19.9 to 1
Prime instructional time	91.6%	Up from 90.7%	90.5%	90.7%
Opportunities in the arts	Excellent	No change	Good	Good
SACS accreditation	Yes	No change	Yes	Yes
Parents attending conferences	100.0%	No change	100.0%	100.0%
Character development program	Excellent	No change	Excellent	Excellent
Dollars spent per pupil**	\$8,149	Up 6.4%	\$7,270	\$7,680
Percent of expenditures for instruction**	71.7%	Down from 72.0%	67.6%	66.8%
Percent of expenditures for teacher salaries**	70.5%	Up from 69.0%	66.9%	66.0%
ESEA composite index score	79.7	Down from 89.8	89.2	85.7

* Length of contract = 185+ days.

**Prior year audited financial data available.

EVALUATION RESULTS

	Teachers	Students*	Parents*
Number of surveys returned	23	51	34
Percent satisfied with learning environment	95.6%	94.1%	94.1%
Percent satisfied with social and physical environment	100.0%	94.1%	97.0%
Percent satisfied with school-home relations	91.0%	98.1%	82.4%

*Only students at the highest elementary school grade level at this school and their parents were included.

Comprehensive detail, including definitions of ratings, performance criteria, and explanations of status, is available on www.ed.sc.gov and www.eoc.sc.gov as well as school and school district websites.

Printed versions are available from school districts upon request.

REPORT OF PRINCIPAL AND SCHOOL IMPROVEMENT COUNCIL

Saluda River Academy for the Arts (SRAA), built in 1954, is a suburban community school that serves 417 students in kindergarten through fifth grade. We are accredited by AdvancED and have held this distinction for the last forty-one years. We have much to celebrate. To date, we have received over \$165,000 in grants from various sources, including \$6,380 this year from the SC Arts Commission. ☒

Our faculty is dedicated to continuous improvement. To this regard, our faculty worked with a Math Consultant in order to learn best practices for preparing students to have the needed mathematical skills for the 21st Century. Additionally, we used a variety of strategies to enhance student achievement by means of increasing student engagement and differentiating instruction. We continued a parallel block schedule in order to create more opportunities for small group instruction across the school. We utilized Habits of Mind—an instructional approach designed to promote thinking and academic excellence within children, regardless of diverse needs. Task rotations were used in several classrooms, as a method of meeting our children’s instructional needs. We used small group instruction, such as in our READ 120 classroom. Mimio (HeadSprout), First In Math, Compass Learning provided computerized ways to differentiate instruction for all students. We served select second and third graders in the area of reading, using a Response to Intervention approach. Parents and students participated in an evening of shopping at Food Lion in order to apply math skills to a real-world situation. We used a RtI/Title I Facilitator, a part-time Instructional Facilitator, and teachers to assist with on-going, job-embedded professional development regarding instructional strategies and utilizing data to make explicit, student-focused decisions. ☒

Our students were presented with unique opportunities to showcase the school within and outside our neighborhood. Students performed at the airport, area churches, and community events. Arts Unlimited students also performed several times during lunch. This lunch-theatre opportunity enabled children and parents to enjoy a live student performance while eating lunch. Further, our school raised \$5,145.99 for Jump Rope for Heart.☒

Our unique Arts program is integrated into the curriculum and is a channel for improving our students’ achievement, confidence, and communication. We expose students to the various facets of the Arts while teaching discipline, expression, cooperation, and character. Four artists-in-residents provided instruction for our students in the areas of mime, dance, rhythm composition, and cartooning. We offered after school arts classes and extra-curricular opportunities. We had a before school running club. Our achievements and accolades are a reflection of the strong support from our SIC, PTO, business partners, and community. Saluda River Academy for the Arts proudly remains committed to our mission of “Advancing Every Student.” We extend an invitation to those within and outside of our community to visit us and be a part of the mission.☒

Tonya Fryer, Principal☒

Stephanie Sturkie, SIC Chair

Abbreviations Key

N/A-Not Applicable

N/AV-Not Available

N/C-Not Collected

N/R-Not Reported

I/S-Insufficient Sample

TBD-To Be Determined