



SC Annual School Report Card Summary

BC Grammar School #1
LEXINGTON 2

Grades: K-5

Enrollment: 413

Principal: Walter Clark

Superintendent: Dr. Venus J. Holland

Board Chair: Mr. Bill Bingham, Jr.

PERFORMANCE

Comprehensive detail, including definitions of ratings, performance criteria, and explanations of status, is available on www.ed.sc.gov and www.eoc.sc.gov as well as school and school district websites. Printed versions are available from school districts upon request.

| YEAR | ABSOLUTE RATING | GROWTH RATING | PALMETTO GOLD AND SILVER AWARD | | ESEA/FEDERAL ACCOUNTABILITY RATING SYSTEM | |
|------|-----------------|---------------|--------------------------------|-----------------|---|--------------------------|
| | | | General Performance | Closing the Gap | ESEA Grade | Accountability Indicator |
| 2014 | Good | Average | TBD | TBD | A | Focus |
| 2013 | Average | Below Average | N/A | N/A | C | Focus |
| 2012 | Average | Average | N/A | N/A | A | Focus |

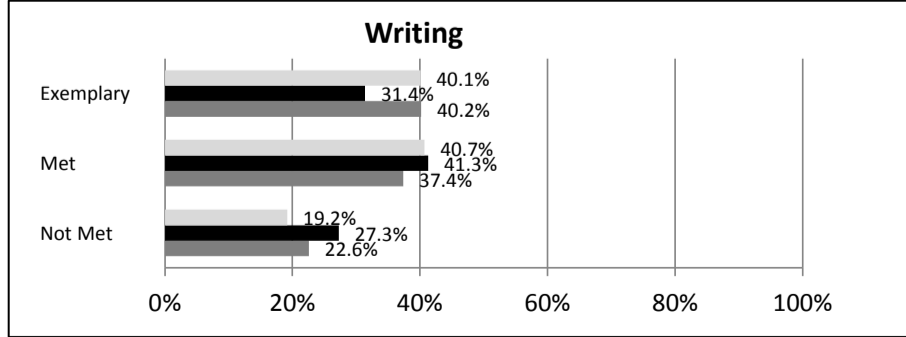
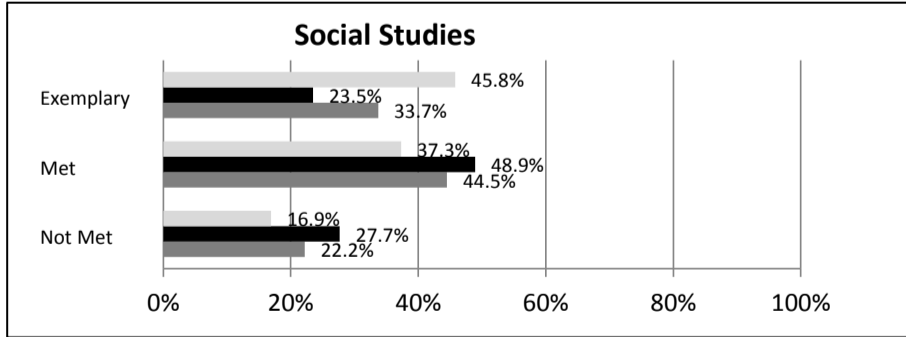
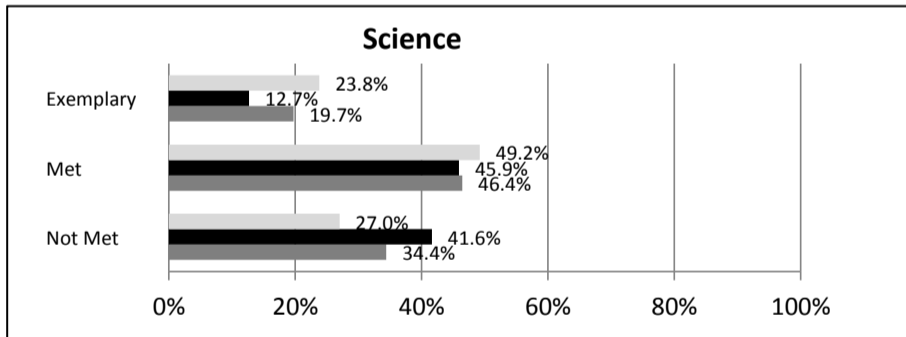
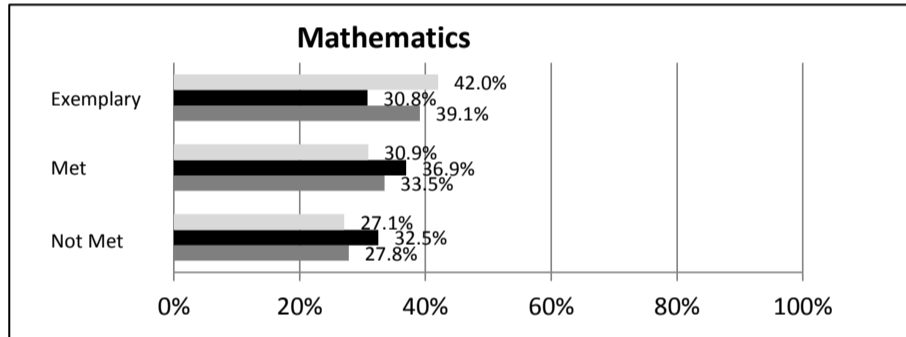
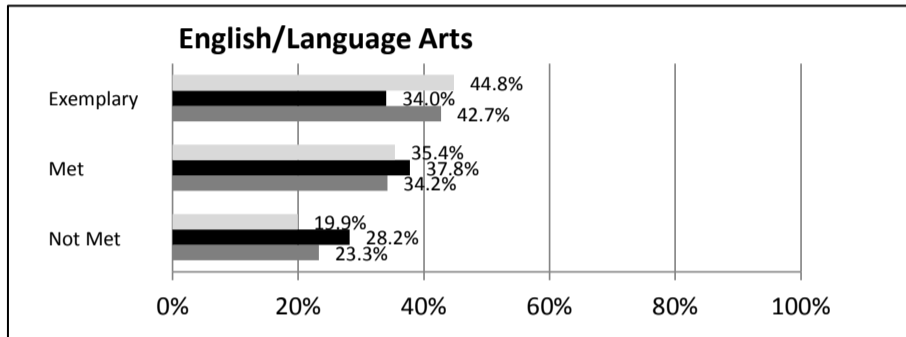
ABSOLUTE RATINGS OF ELEMENTARY SCHOOLS WITH STUDENTS LIKE OURS*

| EXCELLENT | GOOD | AVERAGE | BELOW AVERAGE | AT-RISK |
|-----------|------|---------|---------------|---------|
| 11 | 17 | 116 | 8 | 1 |

* Ratings are calculated with data available by 04/27/2015. Schools with Students Like Ours are Elementary Schools with Poverty Indices of no more than 5% above or below the index for this school.


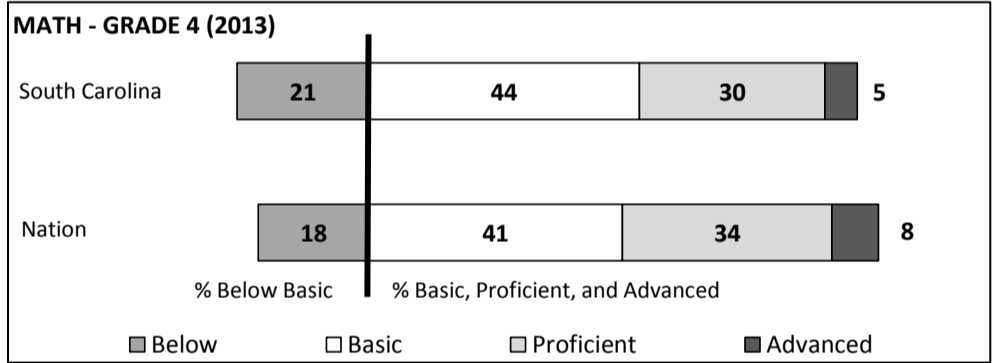
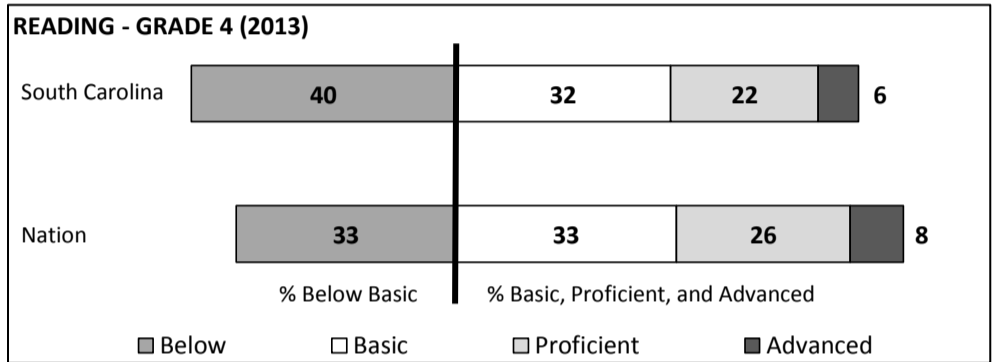
SC PASS PERFORMANCE

Our School Elementary Schools with Students Like Ours Elem Schools Statewide



NAEP*

*Performance reported for SC and nation, data not available at school level. Percentages at NAEP Achievement Levels.



SC PERFORMANCE VISION
By 2020 all students will graduate with the knowledge and skills necessary to compete successfully in the global economy, participate in a democratic society and contribute positively as members of families and communities.

Abbreviations Key

N/A-Not Applicable

N/AV-Not Available

N/C-Not Collected

N/R-Not Reported

I/S-Insufficient Sample

TBD-To Be Determined

**BC Grammar School #1
LEXINGTON 2**

SCHOOL PROFILE

| | Our School | Change from Last Year | Elementary Schools with Students Like Ours | Median Elementary Schools |
|--|------------|-----------------------|--|---------------------------|
| Students (n = 413) | | | | |
| Retention rate | 0.0% | Down from 0.2% | 1.3% | 1.0% |
| Attendance rate | 96.0% | Down from 98.3% | 96.1% | 96.5% |
| Served by gifted and talented program | 16.8% | Up from 13.3% | 4.8% | 7.3% |
| With disabilities | 10.7% | Down from 12.3% | 13.7% | 12.5% |
| Older than usual for grade | 1.8% | Up from 0.5% | 2.3% | 1.8% |
| Out-of-school suspensions or expulsions for violent and/or criminal offenses | 0.0% | No change | 0.0% | 0.0% |
| Teachers (n = 27) | | | | |
| Teachers with advanced degrees | 70.4% | Down from 74.1% | 60.5% | 62.3% |
| Continuing contract teachers | 63.0% | Down from 81.5% | 80.4% | 81.2% |
| Teachers returning from previous year | 82.3% | Down from 86.2% | 87.6% | 88.4% |
| Teacher attendance rate | 93.7% | Down from 94.0% | 95.2% | 95.3% |
| Average teacher salary* | \$47,397 | Down 8.4% | \$47,374 | \$47,902 |
| Classes not taught by highly qualified teachers | 0.0% | No change | 0.0% | 0.0% |
| Professional development days/teacher | 4.4 days | Down from 26.6 days | 11.0 days | 10.9 days |
| School | | | | |
| Principal's years at school | 8.0 | Up from 7.0 | 3.0 | 4.0 |
| Student-teacher ratio in core subjects | 20.9 to 1 | Up from 18.3 to 1 | 19.5 to 1 | 19.9 to 1 |
| Prime instructional time | 87.4% | Down from 91.2% | 90.0% | 90.7% |
| Opportunities in the arts | Good | No change | Good | Good |
| SACS accreditation | Yes | No change | Yes | Yes |
| Parents attending conferences | 25.4% | Down from 100.0% | 100.0% | 100.0% |
| Character development program | Excellent | No change | Excellent | Excellent |
| Dollars spent per pupil** | \$8,084 | Up 3.3% | \$7,975 | \$7,680 |
| Percent of expenditures for instruction** | 67.3% | Down from 69.0% | 65.7% | 66.8% |
| Percent of expenditures for teacher salaries** | 66.8% | Up from 66.0% | 64.8% | 66.0% |
| ESEA composite index score | 90.6 | Up from 75.4 | 79.5 | 85.7 |

* Length of contract = 185+ days.

**Prior year audited financial data available.

EVALUATION RESULTS

| | Teachers | Students* | Parents* |
|--|----------|-----------|----------|
| Number of surveys returned | 24 | 65 | 30 |
| Percent satisfied with learning environment | 100.0% | 73.8% | 83.4% |
| Percent satisfied with social and physical environment | 100.0% | 80.9% | 90.0% |
| Percent satisfied with school-home relations | 72.0% | 92.1% | 65.5% |

*Only students at the highest elementary school grade level at this school and their parents were included.

Comprehensive detail, including definitions of ratings, performance criteria, and explanations of status, is available on www.ed.sc.gov and www.eoc.sc.gov as well as school and school district websites.

Printed versions are available from school districts upon request.

REPORT OF PRINCIPAL AND SCHOOL IMPROVEMENT COUNCIL

At B-C Grammar School No. 1, we infuse the 16 Habits of Mind to ensure that our students are achieving success as learners in a global society. Our students PERSIST through rigorous, relevant, and rich educational experiences, regardless of their ability levels. Our Response to Intervention (RTI) initiative and Read 120 intervention program targets students in kindergarten, first, second and third grades to provide proactive strategies for helping them reach optimal literacy performance. Our goal with all students is that they become FLEXIBLE THINKERS who focus on METACOGNITION and being aware of their current learning realities. In fact, we are a magnet school for the OASIS Academy, a full-day academically accelerated program for selected students who qualify for state gifted and talented services. With one class each at 3rd, 4th, and 5th grades, the students actively engage in inquiry learning experiences by QUESTIONING AND POSING PROBLEMS and GATHERING DATA THROUGH ALL SENSES. We recognize students as individuals with unique intellectual, social, and physical strengths and weaknesses, which prompts teachers and administrators to STRIVE FOR ACCURACY in using a variety of data to LISTEN WITH UNDERSTANDING AND EMPATHY to what the data says about our students' needs. Our administrative team MANAGED THEIR IMPULSIVITY and took time to hire only the best teachers for our students, including our 2014-2015 Teacher of the Year Kayla Edrington and Staff Person of the Year Tanya Bryant. Our students are also fortunate enough to have their learning facilitated by eight National Board Certified Teachers. With a wealth of knowledge and a variety of experiences, teachers collaborate during data team meetings, professional learning teams, and common planning times. They RESPOND WITH WONDERMENT AND AWE when CREATING, IMAGINING AND INNOVATING carefully designed lessons that will empower our students to TAKE RESPONSIBLE RISKS, THINK AND COMMUNICATE WITH CLARITY AND PRECISION when sharing what they know with the world. We realize that our mission is to prepare our students to be productive citizens in society and that we cannot take on this charge alone. We THINK INTERDEPENDENTLY with parents, community members, and other stakeholders during SIC and PTO meetings to ensure our students' success. We host several community outreach functions to FIND HUMOR, enjoyment, and celebration in our students' many gifts and talents including Bearcats' Got Talent, Poetry on the Playground and Spring Fling. Ultimately, we are building the whole child: socially, emotionally, and academically so that they can REMAIN OPEN TO CONTINUOUS LEARNING and APPLY PAST KNOWLEDGE TO NEW SITUATIONS. At B-C Grammar School No. 1, we equip our students for lifelong success, actively prepare them for colleges and careers, and know that what they are "Learning Today" guarantees their "Knowing Tomorrow."

☐

Walter Clark, Principal☐

☐

Cathy Caldwell, SIC –Chair Person

Abbreviations Key

N/A-Not Applicable

N/AV-Not Available

N/C-Not Collected

N/R-Not Reported

I/S-Insufficient Sample

TBD-To Be Determined