SC Annual School Report Card Summary

Joanna-Woodson Elementary School
LAURENS 56
Grades: K-5 **Enrollment: 301**
Principal: George E. Marshall, Jr.
Superintendent: David C. O'Shields
Board Chair: Jim Barton

PERFORMANCE

Comprehensive detail, including definitions of ratings, performance criteria, and explanations of status, is available on www.ed.sc.gov and www.eoc.sc.gov as well as school and school district websites. Printed versions are available from school districts upon request.

YEAR	ABSOLUTE RATING	GROWTH RATING	PALMETTO GOLD AND SILVER AWARD		ESEA/FEDERAL ACCOUNTABILITY RATING SYSTEM	
			General Performance	Closing the Gap	ESEA Grade	Accountability Indicator
2014	Average	Average	TBD	TBD	C	N/A
2013	Average	Average	N/A	N/A	C	N/A
2012	Average	Good	SILVER	N/A	A	Reward

ABSOLUTE RATINGS OF ELEMENTARY SCHOOLS WITH STUDENTS LIKE OURS*

EXCELLENT	GOOD	AVERAGE	BELOW AVERAGE	AT-RISK
16	15	98	6	0

** Ratings are calculated with data available by 04/27/2015. Schools with Students Like Ours are Elementary Schools with Poverty Indices of no more than 5% above or below the index for this school.*

SC PASS PERFORMANCE

Our School | Elementary Schools with Students Like Ours | Elem Schools Statewide

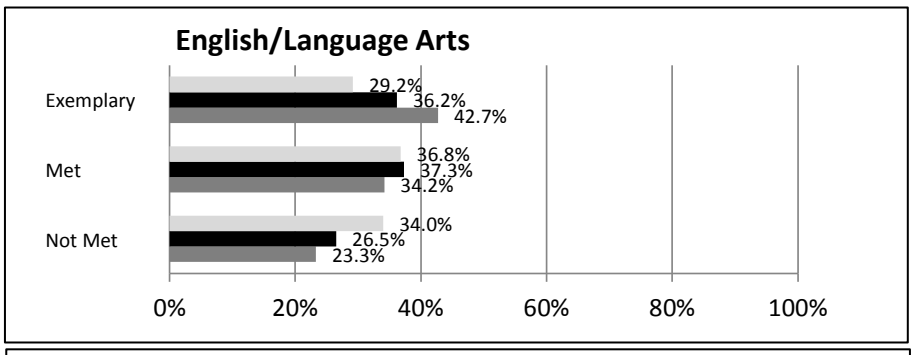

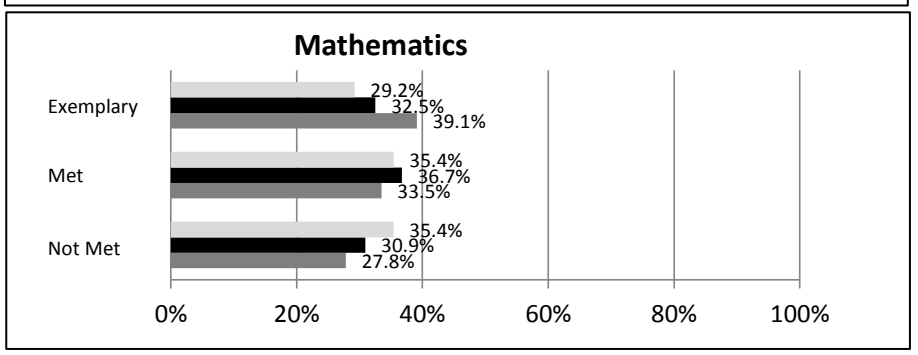

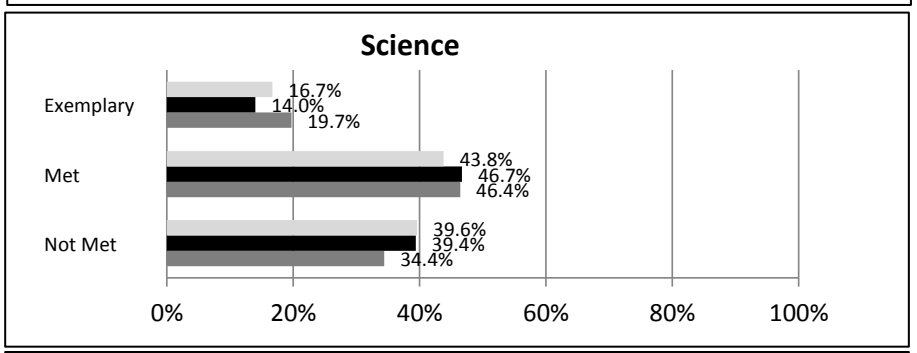

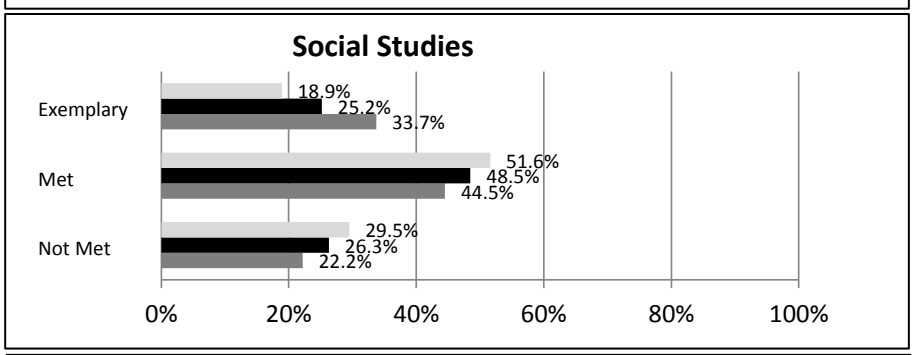

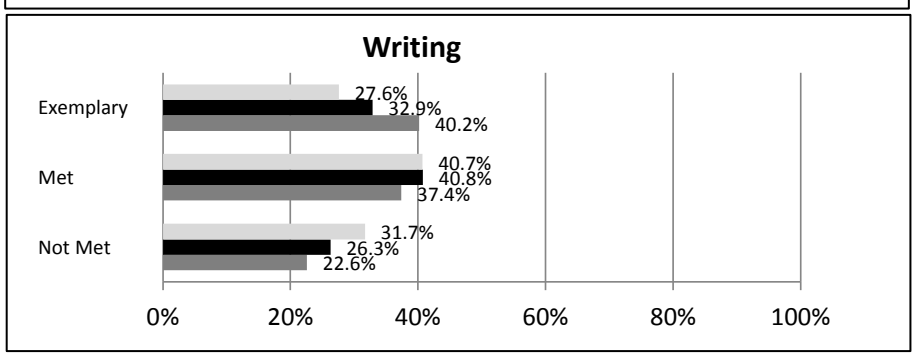

NAEP*

**Performance reported for SC and nation, data not available at school level. Percentages at NAEP Achievement Levels.*

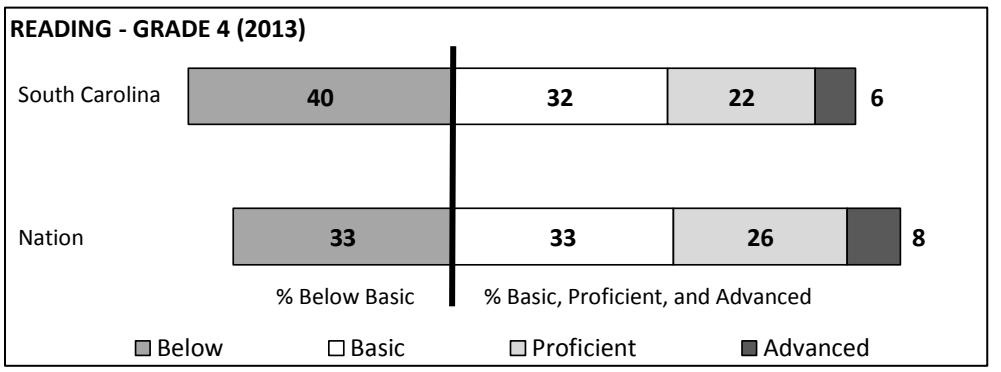

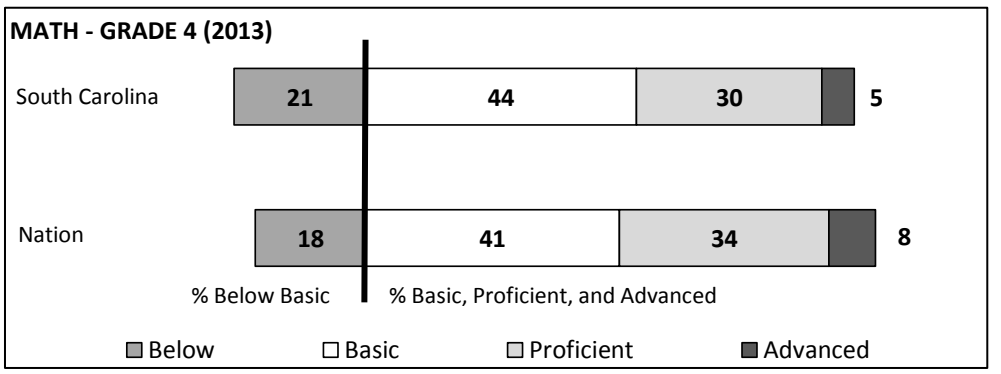

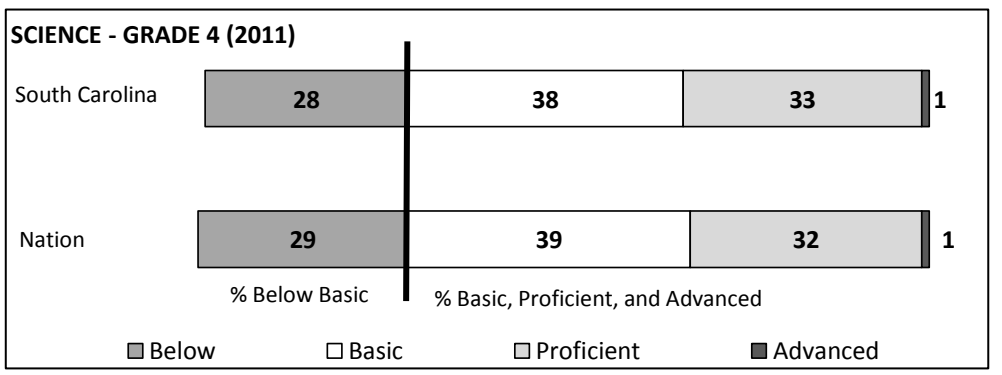

SC PERFORMANCE VISION

By 2020 all students will graduate with the knowledge and skills necessary to compete successfully in the global economy, participate in a democratic society and contribute positively as members of families and communities.

Abbreviations Key

N/A-Not Applicable | **N/AV**-Not Available | **N/C**-Not Collected | **N/R**-Not Reported | **I/S**-Insufficient Sample | **TBD**-To Be Determined

Joanna-Woodson Elementary School
LAURENS 56

SCHOOL PROFILE

	Our School	Change from Last Year	Elementary Schools with Students Like Ours	Median Elementary Schools
Students (n = 301)				
Retention rate	2.6%	Down from 3.4%	1.3%	1.0%
Attendance rate	95.8%	Up from 95.7%	96.1%	96.5%
Served by gifted and talented program	4.6%	Up from 3.7%	5.1%	7.3%
With disabilities	23.2%	Down from 25.2%	13.7%	12.5%
Older than usual for grade	6.2%	No change	2.2%	1.8%
Out-of-school suspensions or expulsions for violent and/or criminal offenses	0.0%	No change	0.0%	0.0%
Teachers (n = 19)				
Teachers with advanced degrees	57.9%	Up from 50.0%	61.3%	62.3%
Continuing contract teachers	89.5%	Up from 88.9%	81.0%	81.2%
Teachers returning from previous year	91.9%	Up from 88.2%	88.4%	88.4%
Teacher attendance rate	94.4%	Down from 95.9%	95.2%	95.3%
Average teacher salary*	$48,123	Down 1.5%	$47,681	$47,902
Classes not taught by highly qualified teachers	6.3%	Down from 6.7%	0.0%	0.0%
Professional development days/teacher	8.4 days	Down from 9.1 days	11.2 days	10.9 days
School				
Principal's years at school	5.0	Up from 4.0	4.0	4.0
Student-teacher ratio in core subjects	21.5 to 1	Down from 23.9 to 1	19.9 to 1	19.9 to 1
Prime instructional time	88.7%	Down from 90.4%	90.2%	90.7%
Opportunities in the arts	Good	No change	Good	Good
SACS accreditation	Yes	No change	Yes	Yes
Parents attending conferences	99.0%	Down from 100.0%	100.0%	100.0%
Character development program	Excellent	No change	Excellent	Excellent
Dollars spent per pupil**	$7,703	Down 2.1%	$7,776	$7,680
Percent of expenditures for instruction**	57.7%	Down from 59.0%	66.0%	66.8%
Percent of expenditures for teacher salaries**	57.0%	No change	65.2%	66.0%
ESEA composite index score	77.9	Up from 77.4	80.7	85.7

* Length of contract = 185+ days.
**Prior year audited financial data available.

EVALUATION RESULTS

	Teachers	Students*	Parents*
Number of surveys returned	17	55	23
Percent satisfied with learning environment	100.0%	87.2%	100.0%
Percent satisfied with social and physical environment	100.0%	91.4%	95.7%
Percent satisfied with school-home relations	100.0%	86.2%	81.9%

*Only students at the highest elementary school grade level at this school and their parents were included.

Comprehensive detail, including definitions of ratings, performance criteria, and explanations of status, is available on **www.ed.sc.gov** and **www.eoc.sc.gov** as well as school and school district websites.

Printed versions are available from school districts upon request.

REPORT OF PRINCIPAL AND SCHOOL IMPROVEMENT COUNCIL

Joanna-Woodson Elementary School continues to provide a positive and safe environment for all, which promotes high academic standards and expectations for all students. JWES is committed to preparing students to become ethical and productive citizens by achieving excellence, embracing innovation, and forging new traditions.

Academic excellence for all students continues to be our goal. We strive to meet the needs of each individual child. By continuing to be a part of TAP, The System for Teacher and Student Achievement, we have participated in extensive professional development during our cluster meetings each week, followed up by instructional implementation in the classroom.

The education of the STARS at Joanna-Woodson is a community effort. Local businesses assist in donation of supplies and funds to support educational programs. Local churches in the attendance area support grade levels and classrooms with any needs that may arise. Community volunteers come in weekly to assist students in reading, math, self-esteem, and other areas. NORBORD continues to provide assistance for our fall festival and the Christmas literacy project. Target provided a Field Trip Grant for our kindergarten classes to go to Riverbank Zoo in Columbia during the Spring. JWES is truly a fine example of the community coming together for one common purpose: EDUCATION.

JWES participated once again in “FUEL UP TO PLAY 60” this year, a program sponsored by the National Dairy Council and the NFL. This program promotes healthy eating and physical activity school wide. The students continue to participate in planting grade level box gardens, classroom physical activity breaks, and a FUTP60 club. A $3957 grant was provided to assist in the school-wide promotion of eating healthy and drinking more milk. We look forward to continuing this program for years to come. We continued to participate in the Special Olympics Project Unify, a program that shows that we respect everyone. This program continues to be a tremendous success for everyone.

JWES is a small school with a huge heart for others. Together we collected food for our local food bank, and raised funds for Relay for Life. This goes to show that small acts of kindness can make a world of difference.

We are blessed to have such wonderful support all around us and know that there are people out in the world that truly care about our future, our children. We will continue to work together as we strive for Excellence…One STAR At A Time.

George E. Marshall, Jr.
Principal

Katrina Bigham
SIC Chairperson

Abbreviations Key

N/A-Not Applicable | **N/AV**-Not Available | **N/C**-Not Collected | **N/R**-Not Reported | **I/S**-Insufficient Sample | **TBD**-To Be Determined