



# SC Annual School Report Card Summary

Clinton Elementary School  
 LAURENS 56  
 Grades: K-5 Enrollment: 653  
 Principal: Nancy S. Roland  
 Superintendent: David C. O'Shields  
 Board Chair: Jim Barton

## PERFORMANCE

Comprehensive detail, including definitions of ratings, performance criteria, and explanations of status, is available on [www.ed.sc.gov](http://www.ed.sc.gov) and [www.eoc.sc.gov](http://www.eoc.sc.gov) as well as school and school district websites. Printed versions are available from school districts upon request.

YEAR	ABSOLUTE RATING	GROWTH RATING	PALMETTO GOLD AND SILVER AWARD		ESEA/FEDERAL ACCOUNTABILITY RATING SYSTEM	
			General Performance	Closing the Gap	ESEA Grade	Accountability Indicator
2014	Average	Average	TBD	TBD	B	Reward
2013	Average	Excellent	GOLD	SILVER	A	Reward
2012	Average	Average	N/A	N/A	C	N/A

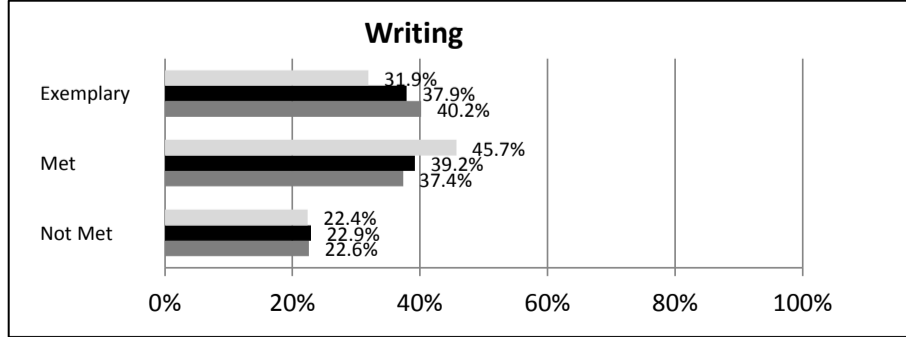
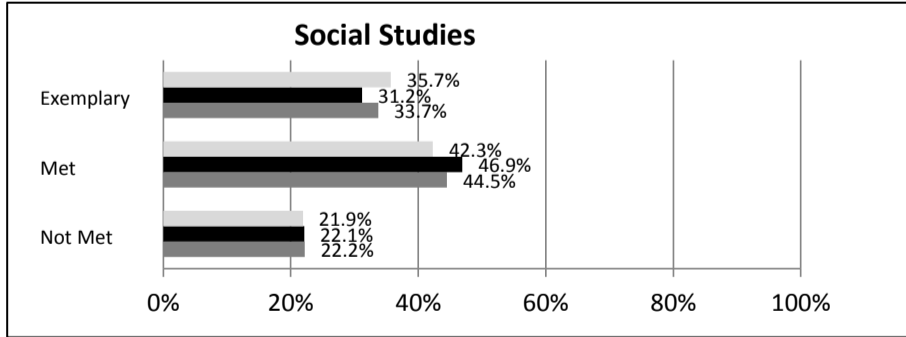
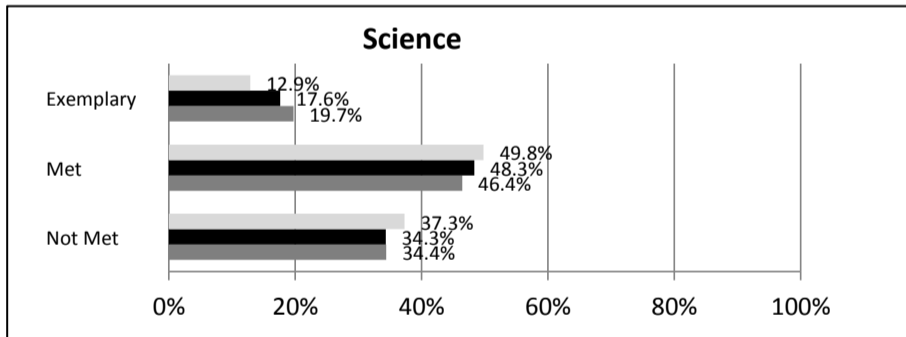
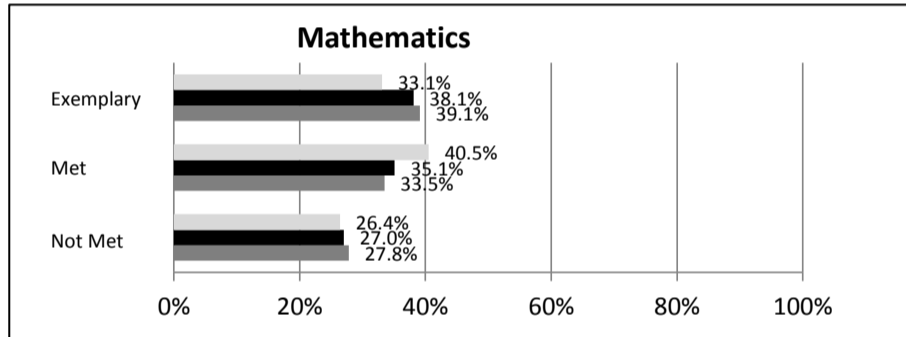
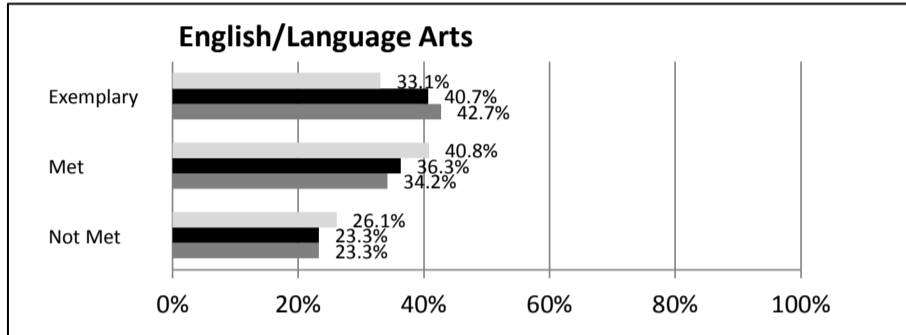
## ABSOLUTE RATINGS OF ELEMENTARY SCHOOLS WITH STUDENTS LIKE OURS\*

EXCELLENT	GOOD	AVERAGE	BELOW AVERAGE	AT-RISK
26	43	63	4	1

\* Ratings are calculated with data available by 04/27/2015. Schools with Students Like Ours are Elementary Schools with Poverty Indices of no more than 5% above or below the index for this school.

## SC PASS PERFORMANCE

Our School Elementary Schools with Students Like Ours Elem Schools Statewide



## NAEP\*

\*Performance reported for SC and nation, data not available at school level. Percentages at NAEP Achievement Levels.



**SC PERFORMANCE VISION**  
 By 2020 all students will graduate with the knowledge and skills necessary to compete successfully in the global economy, participate in a democratic society and contribute positively as members of families and communities.

### Abbreviations Key

N/A-Not Applicable    N/AV-Not Available    N/C-Not Collected    N/R-Not Reported    I/S-Insufficient Sample    TBD-To Be Determined

**Clinton Elementary School  
LAURENS 56**

**SCHOOL PROFILE**

	Our School	Change from Last Year	Elementary Schools with Students Like Ours	Median Elementary Schools
<b>Students (n = 653)</b>				
Retention rate	1.1%	Down from 1.5%	1.2%	1.0%
Attendance rate	96.2%	No change	96.3%	96.5%
Served by gifted and talented program	4.5%	Up from 4.1%	7.0%	7.3%
With disabilities	22.0%	Down from 22.7%	13.7%	12.5%
Older than usual for grade	2.9%	Up from 2.6%	2.1%	1.8%
Out-of-school suspensions or expulsions for violent and/or criminal offenses	0.2%	Up from 0.0%	0.0%	0.0%
<b>Teachers (n = 33)</b>				
Teachers with advanced degrees	39.4%	Down from 65.7%	59.6%	62.3%
Continuing contract teachers	69.7%	Down from 71.4%	83.7%	81.2%
Teachers returning from previous year	76.4%	Down from 83.4%	89.2%	88.4%
Teacher attendance rate	94.5%	Up from 94.2%	95.2%	95.3%
Average teacher salary*	\$42,019	Down 12.9%	\$48,446	\$47,902
Classes not taught by highly qualified teachers	0.0%	No change	0.0%	0.0%
Professional development days/teacher	7.8 days	Up from 6.9 days	10.4 days	10.9 days
<b>School</b>				
Principal's years at school	2.0	Up from 1.0	5.0	4.0
Student-teacher ratio in core subjects	24.3 to 1	Up from 23.1 to 1	20.2 to 1	19.9 to 1
Prime instructional time	89.3%	Up from 88.9%	90.1%	90.7%
Opportunities in the arts	Good	No change	Good	Good
SACS accreditation	Yes	No change	Yes	Yes
Parents attending conferences	100.0%	No change	100.0%	100.0%
Character development program	Excellent	No change	Excellent	Excellent
Dollars spent per pupil**	\$6,944	Down 0.8%	\$7,681	\$7,680
Percent of expenditures for instruction**	62.4%	Down from 65.0%	66.0%	66.8%
Percent of expenditures for teacher salaries**	61.8%	Up from 61.0%	65.1%	66.0%
ESEA composite index score	81.9	Down from 93.1	84.8	85.7

\* Length of contract = 185+ days.

\*\*Prior year audited financial data available.

**EVALUATION RESULTS**

	Teachers	Students*	Parents*
Number of surveys returned	37	96	42
Percent satisfied with learning environment	97.3%	87.5%	90.4%
Percent satisfied with social and physical environment	97.3%	82.1%	92.8%
Percent satisfied with school-home relations	83.8%	84.4%	64.3%

\*Only students at the highest elementary school grade level at this school and their parents were included.

Comprehensive detail, including definitions of ratings, performance criteria, and explanations of status, is available on [www.ed.sc.gov](http://www.ed.sc.gov) and [www.eoc.sc.gov](http://www.eoc.sc.gov) as well as school and school district websites.

Printed versions are available from school districts upon request.

**REPORT OF PRINCIPAL AND SCHOOL IMPROVEMENT COUNCIL**

Clinton Elementary is committed to preparing students to become ethical and productive citizens by achieving excellence, embracing innovation, and forging new traditions. The staff, students, parents, and community focused on providing a positive and safe environment for all and promoting high academic standards and expectations for all students. Clinton Elementary earned a grade of "A" on the ESEA accountability system and was awarded Palmetto Gold and Silver for student achievement and growth. [?]

[?] Faculty and staff focused on providing each student an optimal learning environment. Individual student learning needs are determined through data-driven decisions in planning instruction. Teachers secure data from the utilization of Dominie Reading assessments, Palmetto Assessment of State Standards (PASS), Measures of Academic Progress (MAP), benchmark testing, and formative assessments. [?]

[?] The community is a vital part of the educational programs at Clinton Elementary. Clinton Elementary partnered with the Clinton Coalition for Youth Empowerment (CC4Y) to provide an after-school program for students. Students were involved in tutoring and recreational activities. A summer program is also available for students. The partnership with Presbyterian College continued as PC students provided learning experiences for Clinton Elementary students. Area businesses and organizations provided incentives for children based on academic performance, citizenship, and attendance. Local businesses and individuals participated in Careers on Wheels for students. Staff and students donated to the United Way, United Ministries, and the American Cancer Society. [?]

[?] The arts program at Clinton Elementary continues to provide students with an array of opportunities to develop and expand their talents. Honors Choir and Drum Corps represented our school and district at many community functions. Students participated in Art Club weekly. The school celebrated with a Fine Arts Night for the community and displayed art at Bailey Manor. [?]

[?] Students were afforded the opportunity to learn through field experiences. Field experiences included: Fifth grade trip to Jekyll Island, Fourth grade trip to Schiele Museum; Third Grade trip to the State House and Charleston; First, Second; and Fourth grade trips to Abney Cultural Center at Lander University; and Kindergarten trip to Callahan Farms and Riverbanks Zoo. Students also enjoyed local trips to the Joe Adair Science Center, Presbyterian College, Bell Street Middle School, and the Clinton YMCA. [?]

[?] Clinton Elementary will continue to provide the highest quality of education and be an advocate for all students by preparing them for future learning. We will garner support through a culture of continuous improvement driven by integrity, teamwork, and perseverance. [?]

[?] Don Peake, SIC Chair [?]

[?] Nancy Roland, Principal

**Abbreviations Key**

**N/A**-Not Applicable

**N/AV**-Not Available

**N/C**-Not Collected

**N/R**-Not Reported

**I/S**-Insufficient Sample

**TBD**-To Be Determined