



SC Annual School Report Card Summary

Hickory Tavern Elementary/Middle School
 LAURENS 55
 Grades: PK-8 Enrollment: 756
 Principal: Mary Ann Crouch
 Superintendent: Dr. Billy R. Strickland
 Board Chair: Mrs. Susan Calhoun-Ware

PERFORMANCE

Comprehensive detail, including definitions of ratings, performance criteria, and explanations of status, is available on www.ed.sc.gov and www.eoc.sc.gov as well as school and school district websites. Printed versions are available from school districts upon request.

YEAR	ABSOLUTE RATING	GROWTH RATING	PALMETTO GOLD AND SILVER AWARD		ESEA/FEDERAL ACCOUNTABILITY RATING SYSTEM	
			General Performance	Closing the Gap	ESEA Grade	Accountability Indicator
2014	Good	N/A	TBD	TBD	B	N/A
2013	N/A	N/A	N/A	N/A	N/A	N/A
2012	N/A	N/A	GOLD	SILVER	N/A	N/A

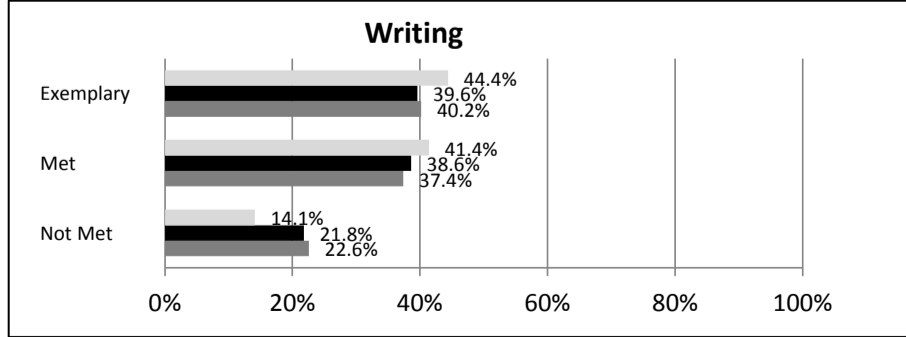
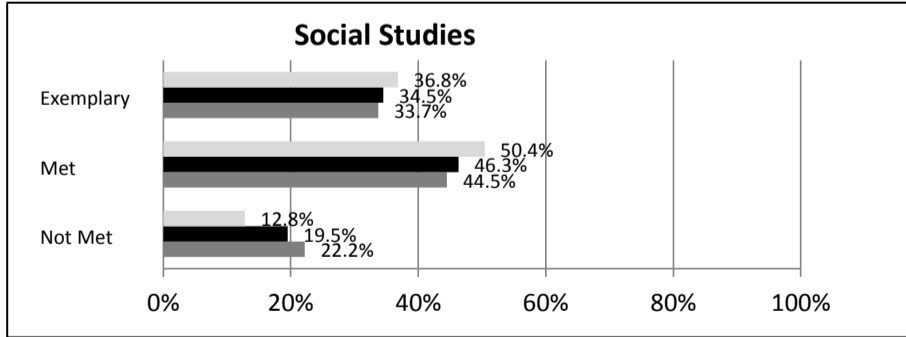
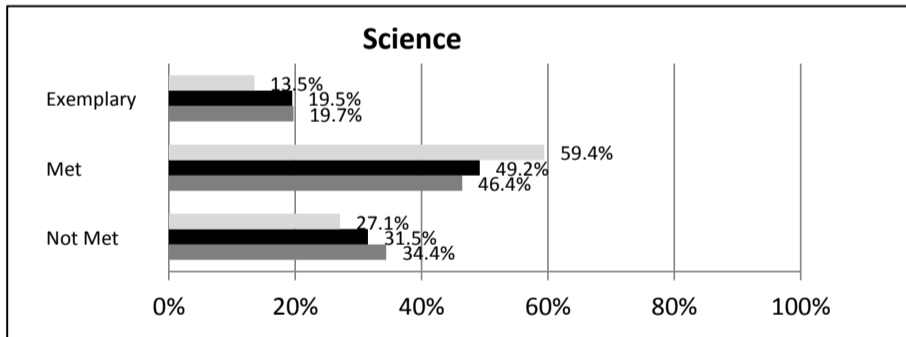
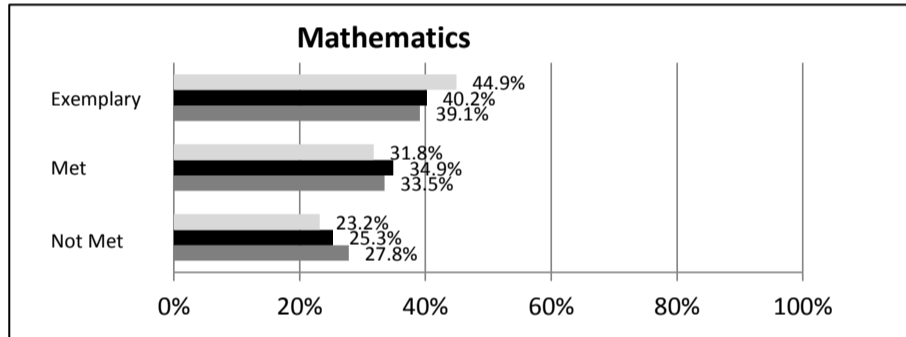
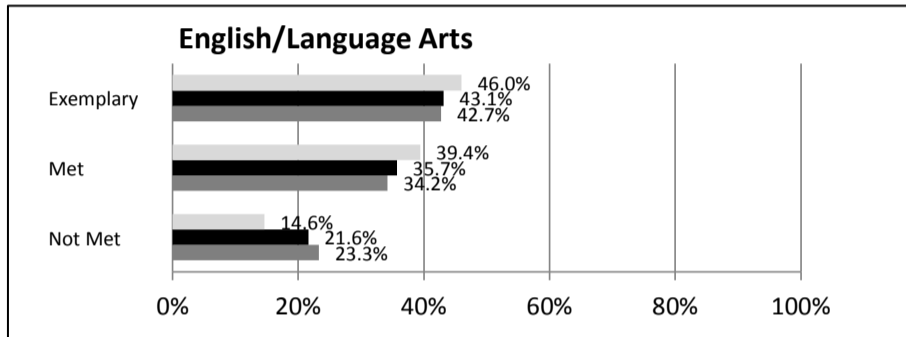
ABSOLUTE RATINGS OF ELEMENTARY SCHOOLS WITH STUDENTS LIKE OURS*

EXCELLENT	GOOD	AVERAGE	BELOW AVERAGE	AT-RISK
27	53	40	2	1

* Ratings are calculated with data available by 04/27/2015. Schools with Students Like Ours are Elementary Schools with Poverty Indices of no more than 5% above or below the index for this school.

SC PASS PERFORMANCE

Our School Elementary Schools with Students Like Ours Elem Schools Statewide



NAEP*

*Performance reported for SC and nation, data not available at school level. Percentages at NAEP Achievement Levels.



SC PERFORMANCE VISION

By 2020 all students will graduate with the knowledge and skills necessary to compete successfully in the global economy, participate in a democratic society and contribute positively as members of families and communities.

Abbreviations Key

N/A-Not Applicable N/AV-Not Available N/C-Not Collected N/R-Not Reported I/S-Insufficient Sample TBD-To Be Determined

**Hickory Tavern Elementary/Middle School
LAURENS 55**

SCHOOL PROFILE

	Our School	Change from Last Year	Elementary Schools with Students Like Ours	Median Elementary Schools
Students (n = 756)				
Retention rate	0.0%	N/A	1.1%	1.0%
Attendance rate	95.5%	N/A	96.4%	96.5%
Served by gifted and talented program	14.8%	N/A	7.5%	7.3%
With disabilities	19.9%	N/A	13.4%	12.5%
Older than usual for grade	5.5%	N/A	2.1%	1.8%
Out-of-school suspensions or expulsions for violent and/or criminal offenses	0.0%	N/A	0.0%	0.0%
Teachers (n = 43)				
Teachers with advanced degrees	55.8%	N/A	60.7%	62.3%
Continuing contract teachers	81.4%	N/A	83.8%	81.2%
Teachers returning from previous year	N/A	N/A	89.4%	88.4%
Teacher attendance rate	95.5%	N/A	95.3%	95.3%
Average teacher salary*	\$44,958	N/A	\$48,393	\$47,902
Classes not taught by highly qualified teachers	7.1%	N/A	0.0%	0.0%
Professional development days/teacher	16.2 days	N/A	10.3 days	10.9 days
School				
Principal's years at school	10.0	N/A	5.0	4.0
Student-teacher ratio in core subjects	24.4 to 1	N/A	19.8 to 1	19.9 to 1
Prime instructional time	89.7%	N/A	90.3%	90.7%
Opportunities in the arts	Good	N/A	Good	Good
SACS accreditation	Yes	N/A	Yes	Yes
Parents attending conferences	100.0%	N/A	100.0%	100.0%
Character development program	Excellent	N/A	Excellent	Excellent
Dollars spent per pupil**	N/A	N/A	\$7,448	\$7,680
Percent of expenditures for instruction**	N/A	N/A	67.5%	66.8%
Percent of expenditures for teacher salaries**	N/A	N/A	66.5%	66.0%
ESEA composite index score	83.8	N/A	87.4	85.7

* Length of contract = 185+ days.

**Prior year audited financial data available.

EVALUATION RESULTS

	Teachers	Students*	Parents*
Number of surveys returned	17	69	83
Percent satisfied with learning environment	100.0%	86.9%	92.8%
Percent satisfied with social and physical environment	100.0%	88.4%	90.3%
Percent satisfied with school-home relations	76.5%	97.1%	70.4%

*Only students at the highest elementary school grade level at this school and their parents were included.

Comprehensive detail, including definitions of ratings, performance criteria, and explanations of status, is available on www.ed.sc.gov and www.eoc.sc.gov as well as school and school district websites.

Printed versions are available from school districts upon request.

REPORT OF PRINCIPAL AND SCHOOL IMPROVEMENT COUNCIL

School narrative was not provided.

Abbreviations Key

N/A-Not Applicable

N/AV-Not Available

N/C-Not Collected

N/R-Not Reported

I/S-Insufficient Sample

TBD-To Be Determined