



SC Annual School Report Card Summary

Laurens Elementary

LAURENS 55

Grades: PK-5

Enrollment: 691

Principal: Phillip Dean

Superintendent: Dr. Billy R. Strickland

Board Chair: Mrs. Susan Calhoun-Ware

PERFORMANCE

Comprehensive detail, including definitions of ratings, performance criteria, and explanations of status, is available on www.ed.sc.gov and www.eoc.sc.gov as well as school and school district websites. Printed versions are available from school districts upon request.

YEAR	ABSOLUTE RATING	GROWTH RATING	PALMETTO GOLD AND SILVER AWARD		ESEA/FEDERAL ACCOUNTABILITY RATING SYSTEM	
			General Performance	Closing the Gap	ESEA Grade	Accountability Indicator
2014	Good	Good	TBD	TBD	B	Reward
2013	Average	Good	SILVER	SILVER	B	Reward
2012	Average	Good	SILVER	N/A	A	Reward

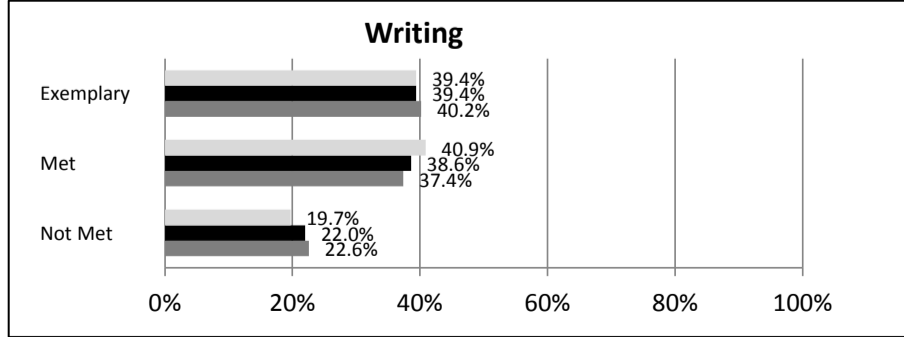
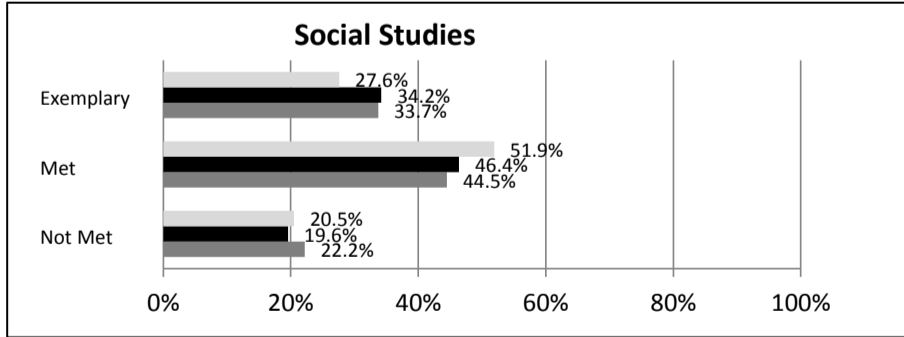
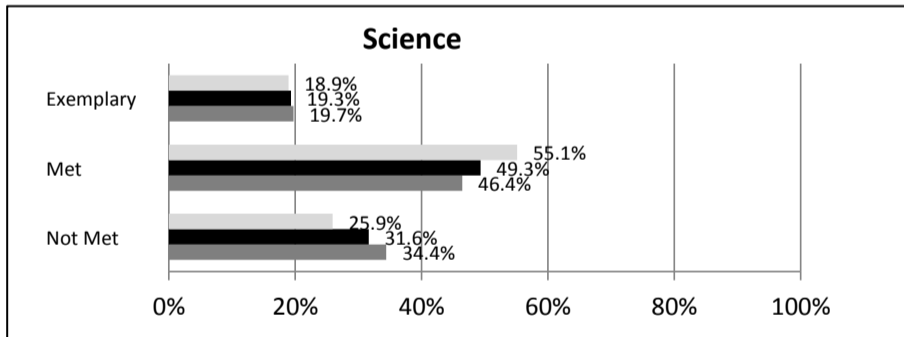
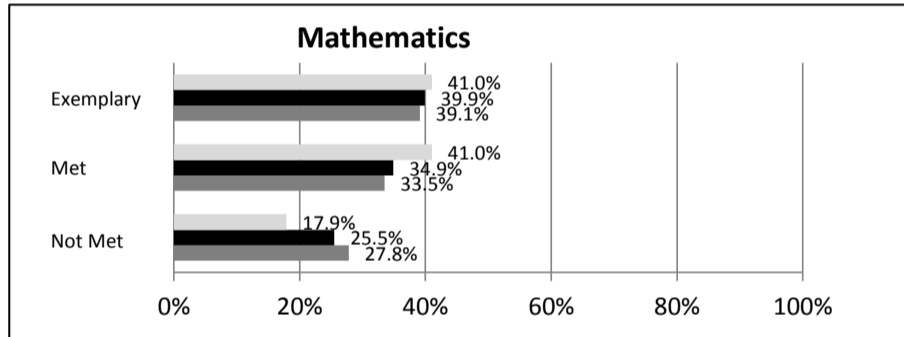
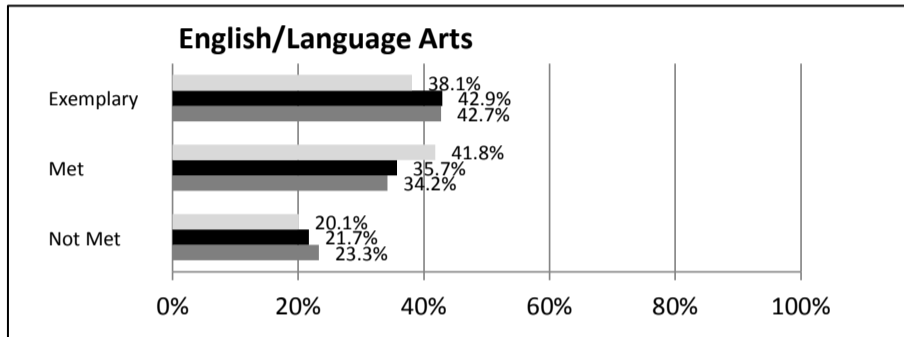
ABSOLUTE RATINGS OF ELEMENTARY SCHOOLS WITH STUDENTS LIKE OURS*

EXCELLENT	GOOD	AVERAGE	BELOW AVERAGE	AT-RISK
26	53	42	2	1

* Ratings are calculated with data available by 04/27/2015. Schools with Students Like Ours are Elementary Schools with Poverty Indices of no more than 5% above or below the index for this school.


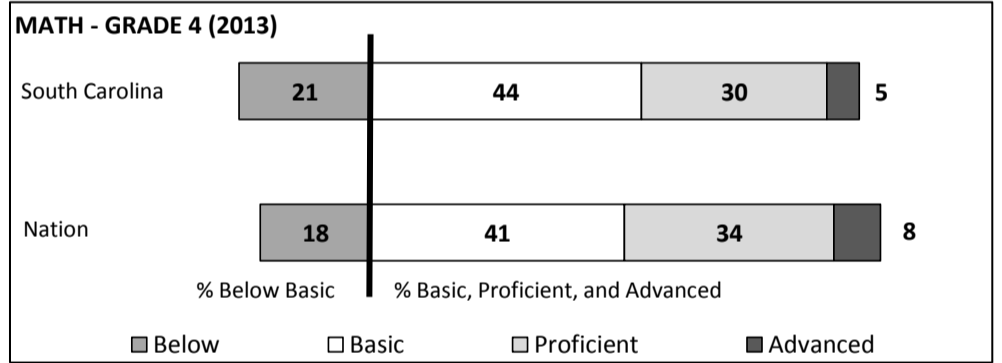
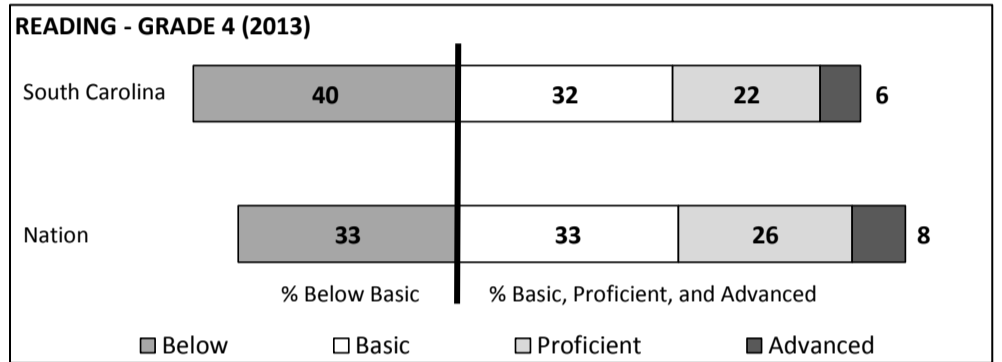
SC PASS PERFORMANCE

Our School Elementary Schools with Students Like Ours Elem Schools Statewide



NAEP*

*Performance reported for SC and nation, data not available at school level. Percentages at NAEP Achievement Levels.



SC PERFORMANCE VISION

By 2020 all students will graduate with the knowledge and skills necessary to compete successfully in the global economy, participate in a democratic society and contribute positively as members of families and communities.

Abbreviations Key

N/A-Not Applicable

N/AV-Not Available

N/C-Not Collected

N/R-Not Reported

I/S-Insufficient Sample

TBD-To Be Determined

**Laurens Elementary
LAURENS 55**

SCHOOL PROFILE

	Our School	Change from Last Year	Elementary Schools with Students Like Ours	Median Elementary Schools
Students (n = 691)				
Retention rate	4.0%	Up from 2.7%	1.1%	1.0%
Attendance rate	96.4%	Up from 96.3%	96.5%	96.5%
Served by gifted and talented program	6.3%	No change	7.5%	7.3%
With disabilities	16.7%	Up from 16.2%	13.4%	12.5%
Older than usual for grade	2.8%	Down from 2.9%	2.1%	1.8%
Out-of-school suspensions or expulsions for violent and/or criminal offenses	0.0%	No change	0.0%	0.0%
Teachers (n = 42)				
Teachers with advanced degrees	54.8%	Down from 56.8%	60.3%	62.3%
Continuing contract teachers	78.6%	Down from 81.1%	83.8%	81.2%
Teachers returning from previous year	92.3%	Up from 89.1%	89.4%	88.4%
Teacher attendance rate	95.1%	Up from 95.0%	95.3%	95.3%
Average teacher salary*	\$43,816	Down 2.6%	\$48,316	\$47,902
Classes not taught by highly qualified teachers	0.0%	No change	0.0%	0.0%
Professional development days/teacher	14.8 days	Up from 11.6 days	10.4 days	10.9 days
School				
Principal's years at school	6.0	Up from 5.0	5.0	4.0
Student-teacher ratio in core subjects	24.9 to 1	Up from 23.1 to 1	19.9 to 1	19.9 to 1
Prime instructional time	90.7%	No change	90.4%	90.7%
Opportunities in the arts	Good	No change	Good	Good
SACS accreditation	Yes	No change	Yes	Yes
Parents attending conferences	100.0%	No change	100.0%	100.0%
Character development program	Good	No change	Excellent	Excellent
Dollars spent per pupil**	\$7,774	Up 32.3%	\$7,390	\$7,680
Percent of expenditures for instruction**	67.3%	Down from 68.0%	67.5%	66.8%
Percent of expenditures for teacher salaries**	66.8%	Up from 66.0%	66.5%	66.0%
ESEA composite index score	89.3	Up from 86.1	87.1	85.7

* Length of contract = 185+ days.

**Prior year audited financial data available.

EVALUATION RESULTS

	Teachers	Students*	Parents*
Number of surveys returned	43	82	50
Percent satisfied with learning environment	95.4%	87.8%	92.0%
Percent satisfied with social and physical environment	93.0%	87.6%	88.3%
Percent satisfied with school-home relations	90.5%	89.1%	78.8%

*Only students at the highest elementary school grade level at this school and their parents were included.

Comprehensive detail, including definitions of ratings, performance criteria, and explanations of status, is available on www.ed.sc.gov and www.eoc.sc.gov as well as school and school district websites.

Printed versions are available from school districts upon request.

REPORT OF PRINCIPAL AND SCHOOL IMPROVEMENT COUNCIL

Laurens Elementary School is a Title I school in Laurens School District 55. At Laurens Elementary our vision—Laurens Elementary will be a school of excellence and equity in educational practices for each learner—guides us as we seek to create a community of responsible and productive learners. We are excited this year to be the recipient of a Palmetto Silver Award which recognizes schools for high levels of performance. We believe that education is extremely important and requires the best efforts of students, parents, and teachers. To give parents a choice in the education of their children, we continue to offer both Montessori and single-age classes from 4K through 5th grade. We are fortunate to be able to offer an after-school enrichment program and a summer program. Increasing the amount and quality of instructional technology available to students and teachers has been a priority over the last two years. We have added Promethean boards in all classrooms and continue to attempt to use technology to enhance our instruction.

We have used the book, *The 7 Habits of Happy Kids* by Sean Covey to teach character education principles to our students. Realizing the need for improvement in writing, our teachers studied the book, *6+1 Traits of Writing* by Ruth Culham. After studying this book and implementing the traits into classroom writing instruction, we experienced a large increase in our PASS writing scores.

Teachers continue to have the support of two full-time instructional coaches and a district technology coach. Our teachers have also participated in STEM training, the Teaching American History grant, and many district-sponsored mini-courses. Also, several of our teachers and our principal continue to pursue literacy teacher certification through participation in the USC Language and Literacy program.

Our goal is to be a school where all students achieve at high levels and where all people are treated with respect. We invite all parents and community members to join us as we continue to strive for excellence.

Phillip Dean, Principal

Kim Shelton, SIC Chairperson

Abbreviations Key

N/A-Not Applicable

N/AV-Not Available

N/C-Not Collected

N/R-Not Reported

I/S-Insufficient Sample

TBD-To Be Determined